

BRITISH RAILWAYS

DIAGRAMS OF FREIGHT STOCK (300 TO 656)

© COPYRIGHT NOTICE

This PDF file has been created from the original book with permission of BRB Residuary Ltd who, retain copyright in the original document.

The original book was provided courtesy of R.W. Thomas.

This PDF version is © David Faulkner, 2009.

Individuals may: use, retain and print out this PDF version for their private information or for that of their non-commercial enthusiast society or railway club.

This document and any copies produced from it in any form may not be sold or lent for any payment in any form other than to cover copying or

INDEX

PAGE

300 - 499

COIL
RAIL & TIMBER · SINGLE BOLSTER · DOUBLE BOLSTER, PLATE & WHEEL
TUBE, PIPE, BOGIE BOLSTER, BOGIE PLATE BOLTERS

500 - 549

GOODS BRAKE VANS.

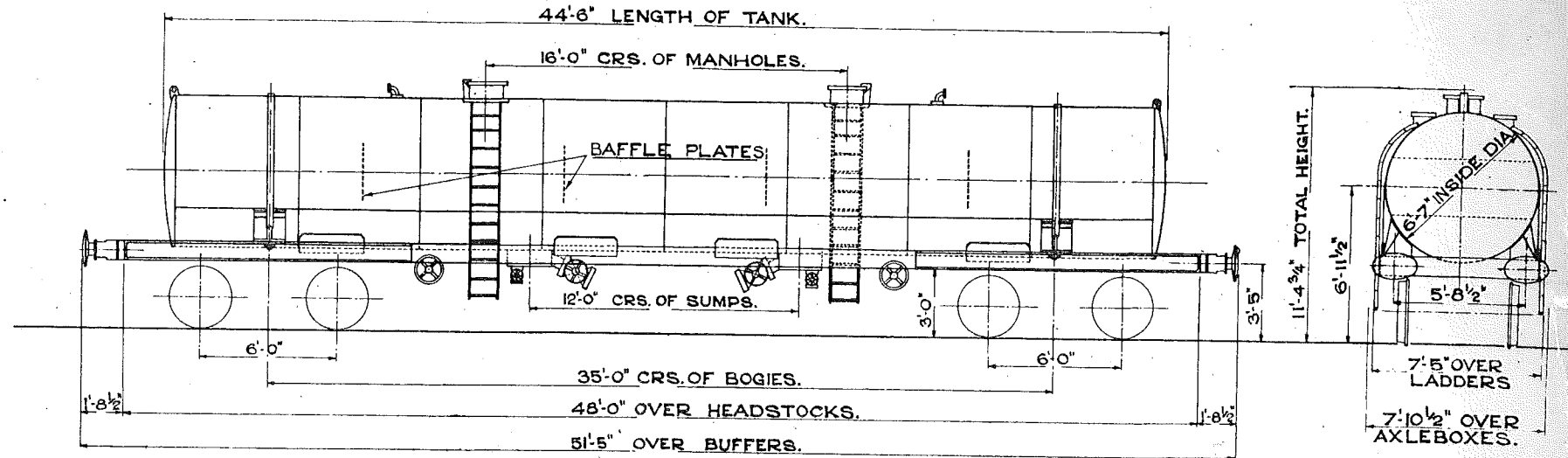
550 - 649

SERVICE VEHICLES, LOCO COAL, BALLAST, HOPPER BALLAST
BALLAST BRAKES, SLEEPER, ENGINEERS BOGIE RAIL

40 TON BOGIE TANK WAGON.

(RUBBER LATEX.)

300

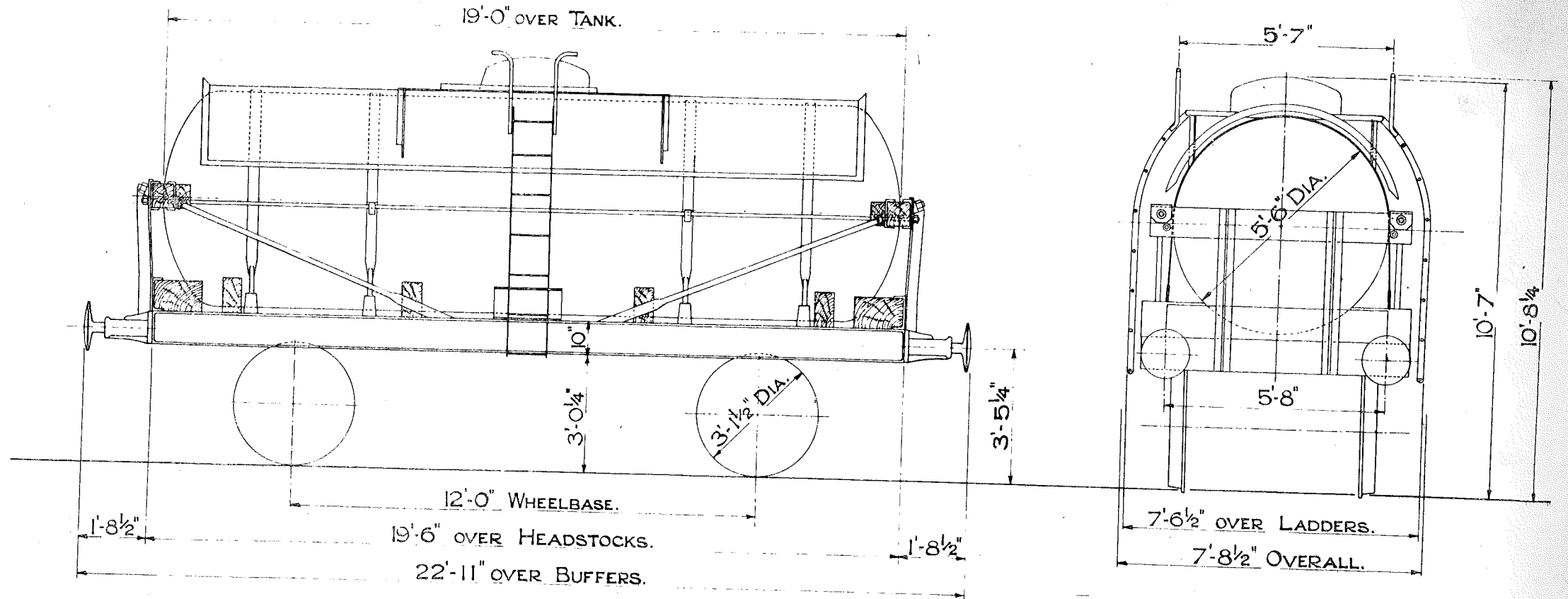


CODE- _____ TARE 22 TONS 7 CWTs.
 A.V.B. & SCREW HAND BRAKE.
 MINIMUM CURVE 1 1/2 CHAINS.

10" x 6" JOURNALS.
 2'-8 1/2" DIA. WHEELS.
 2'-0" x 1'-2" BUFFERS.

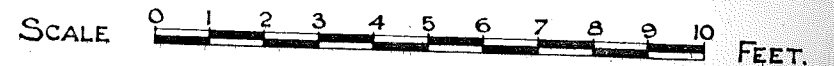
SCALE. FEET.

TANK WAGON. (ETHYLENE OXIDE)

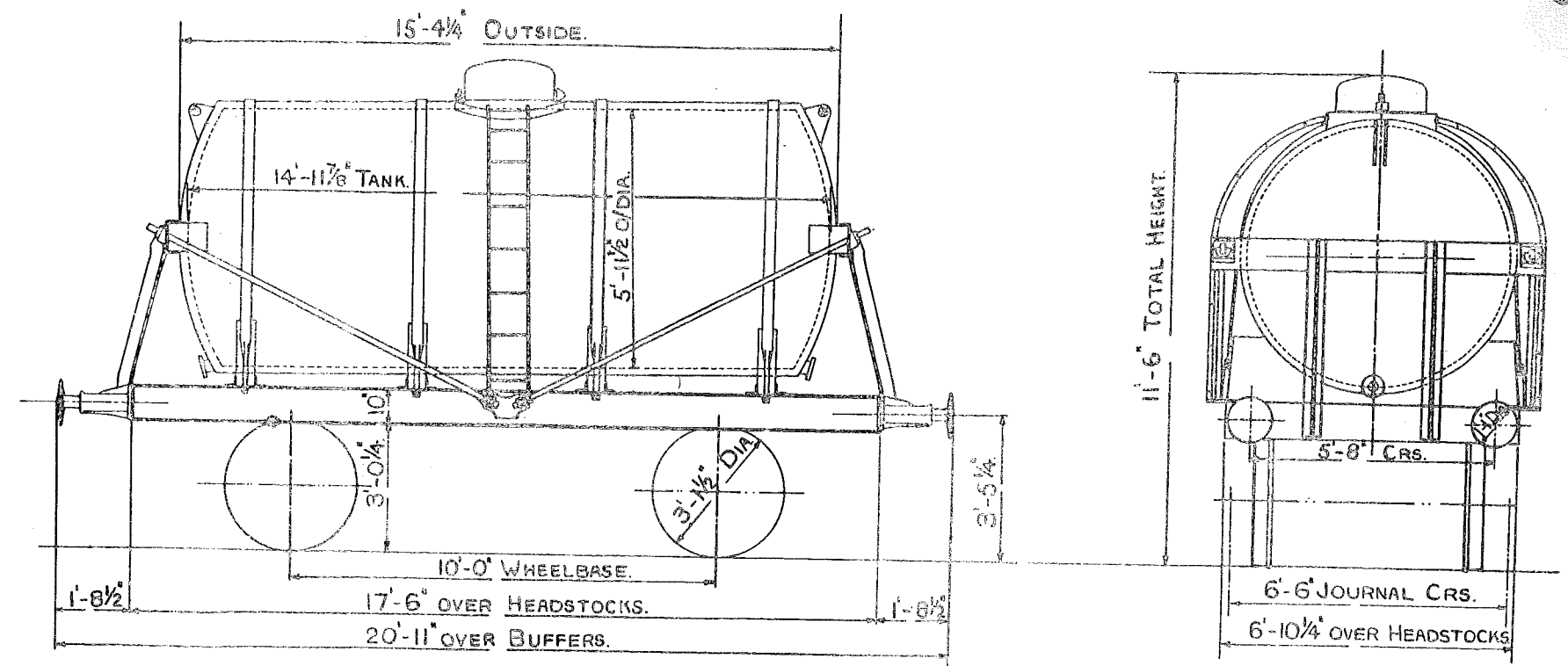


TEL. CODE. TARE 12 TONS 9 CWTs.
 CAPACITY OF TANK 2490 GALLS.
 STD. 20 TON LEVER BRAKE. THRO' PIPE.
 MINIMUM CURVE 1 1/4 CHAINS.

1'-3" DIA. BUFFERS.



TANK WAGON FOR BEER



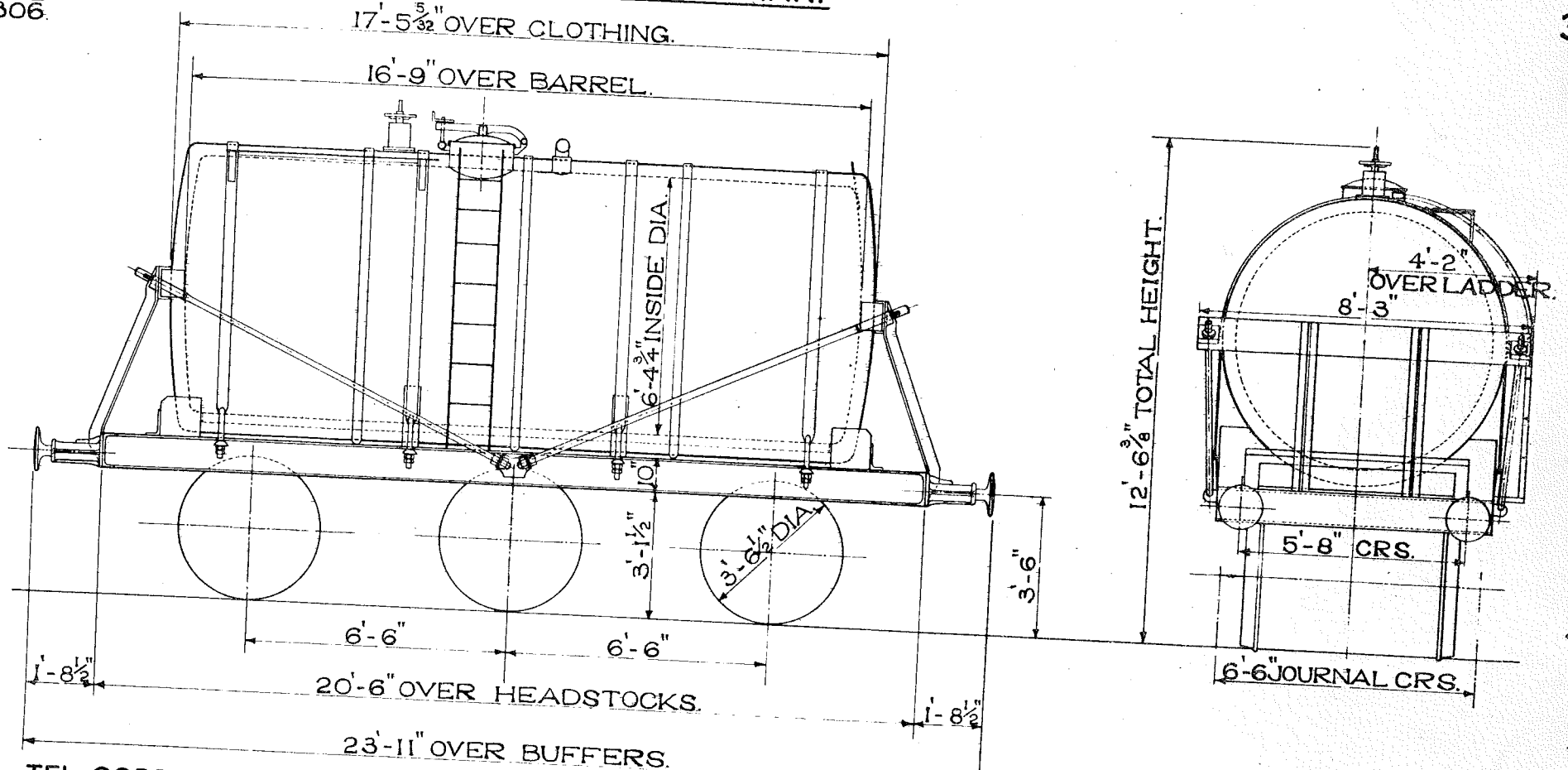
TEL. CODE. - TARE 9 TONS 16 CWTs.
 CAPACITY OF TANK 2428 GALLONS.
 A.V.B. & HAND BRAKE. THRO' STEAM PIPE.
 MINIMUM CURVE 1 CHAIN.




LOT
2306.

CABLE-COMPOUND TANK.

303.



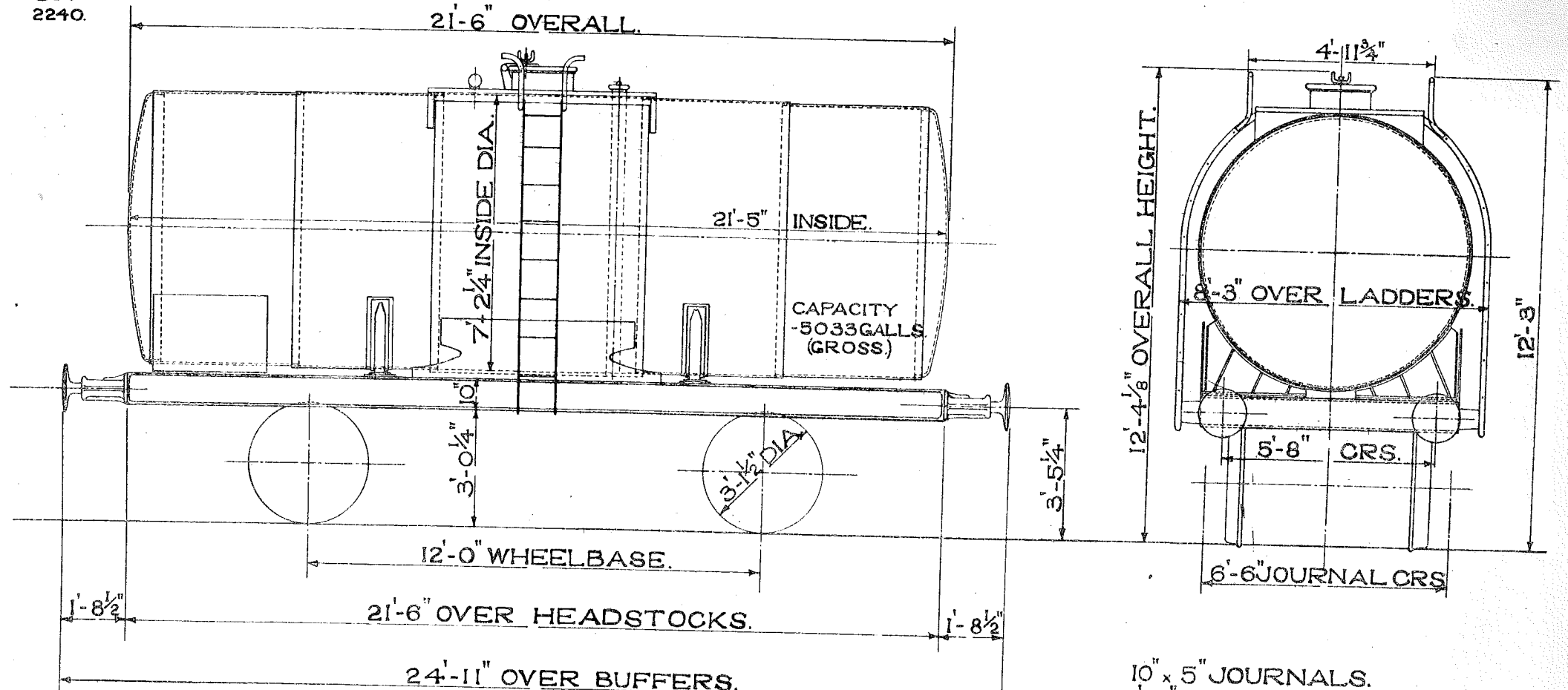
TEL. CODE _____ TARE - 6 TONS 10CWT.
CAPACITY OF TANK - 12 TONS. MINIMUM CURVE - 3 CHAINS.
A.V.B. & HAND BRAKE.



20 TON TANK WAGON FOR CLASS "A" LIQUIDS.


304.

LOT
2240.

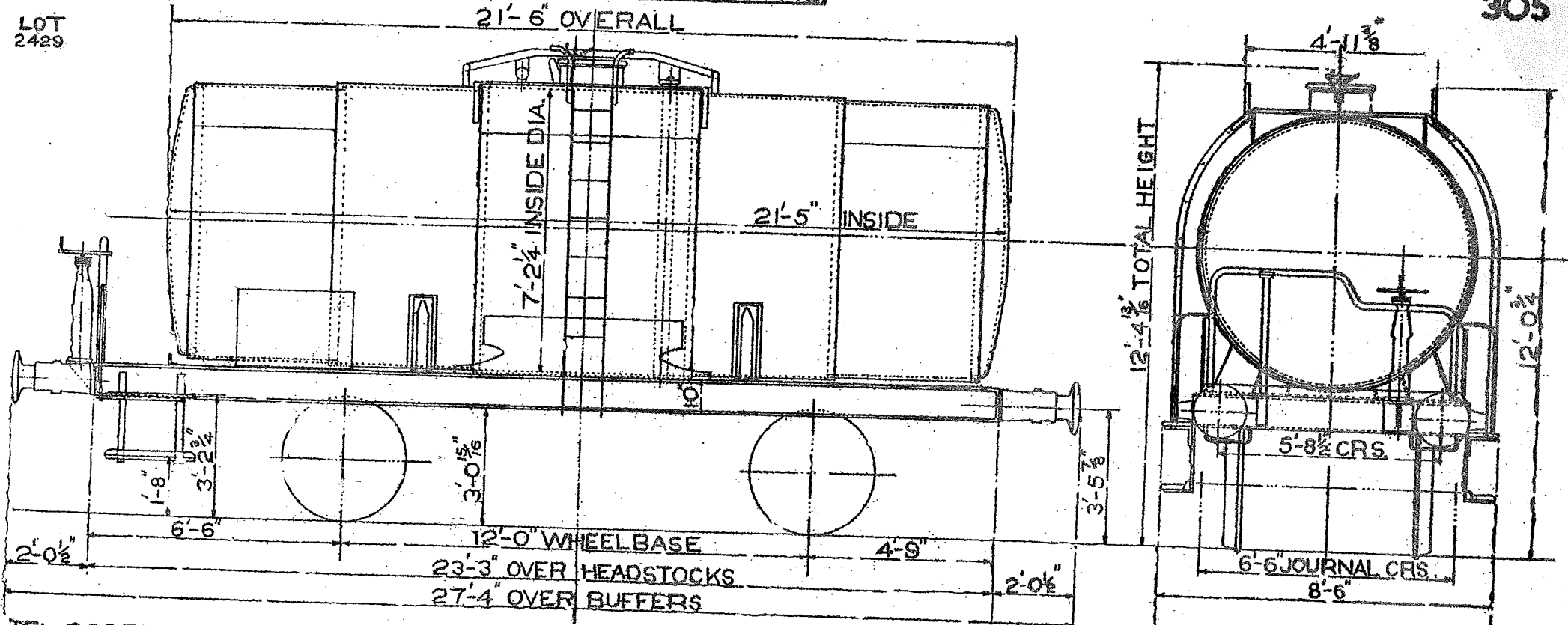


CAPACITY
-5033 GALLS
(GROSS)

TEL. CODE - _____ TARE - 11 TONS 13 CWT.
 CAPACITY OF TANK 20 TONS. ~~FITTED A.V.B. & HAND BRAKE.~~
 MINIMUM CURVE 1 1/4 CHAINS. STD. 20T HAND LEVER BRAKE.
 + WESTINGHOUSE THRO' PIPE.



20 TON TANK WAGON FOR CLASS "A" LIQUIDS.
(FOR CONTINENTAL TRAFFIC)



LOT
2429

305

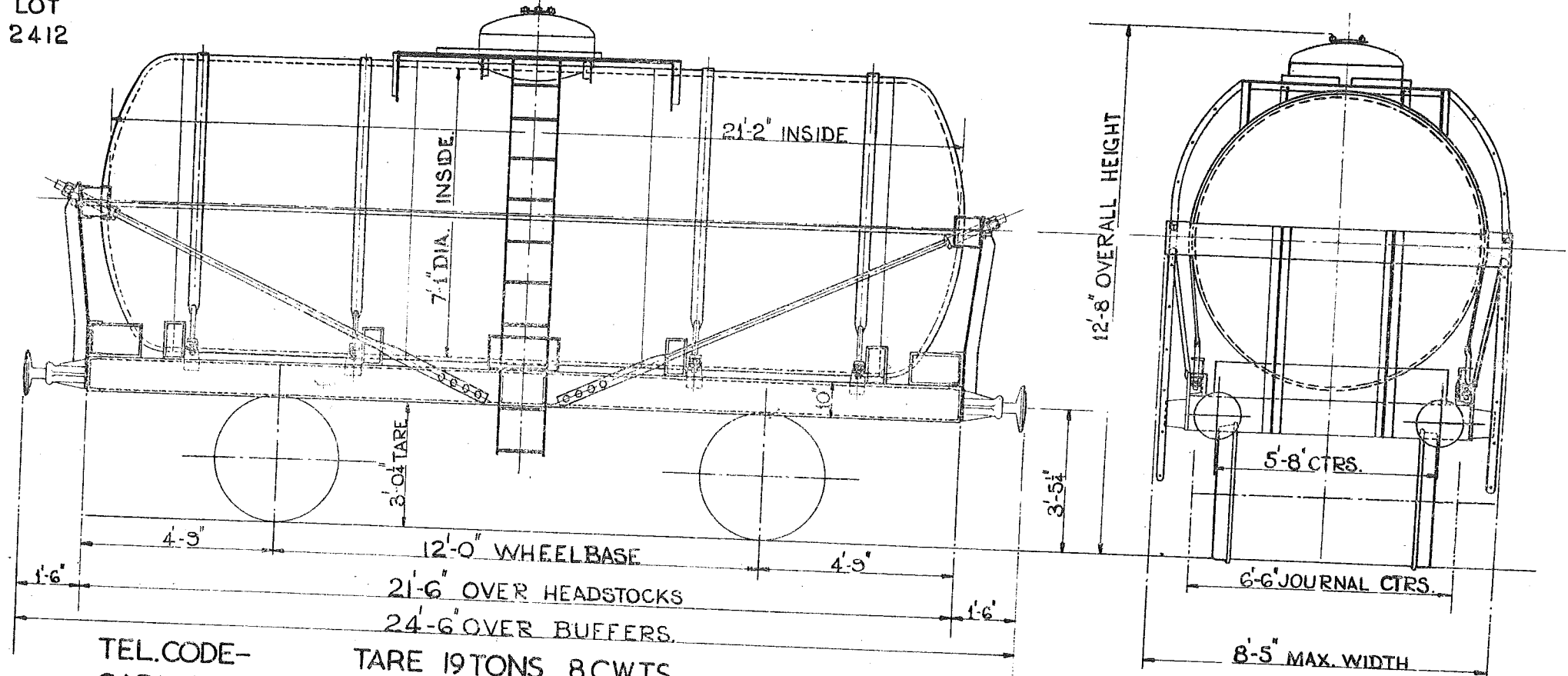
TEL. CODE- ——— TARE 12 TONS 2CWT.
 CAPACITY- 5033 GALLONS (GROSS)
 BRAKE- STD. 20 TON HAND LEVER & HAND SCREW
 THRO' WESTINGHOUSE PIPE
 MINIMUM CURVE- 1/4 CHAINS

DIA. WHEELS- 3'-3 3/8"
 JOURNALS- 10" X 5"
 BUFFERS- SELF CONTAINED
 BUFFER HEADS- 1'-3 1/2" DIA.
 COUPLINGS- SCREW
 BODY- STEEL

TANK WAGON FOR THE CONVEYANCE OF BUTANE AND PROPANE

306

LOT
2412



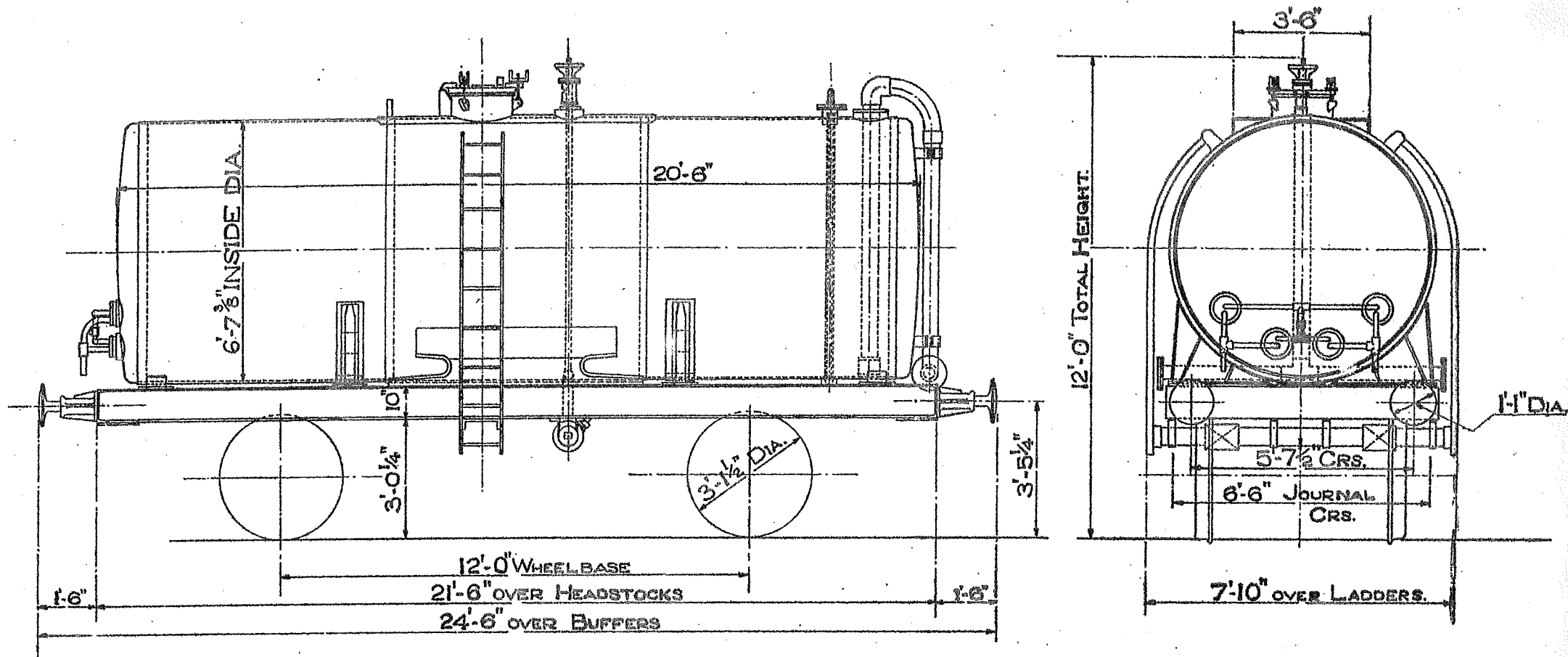
TEL. CODE- TARE 19 TONS 8 CWTS
 CAPACITY 4921 GALLONS GROSS
 BRAKE- STD. 20 TON HAND LEVER
 MINIMUM CURVE 1 1/4 CHAINS

DIA. WHEELS 3'-1 1/2"
 JOURNALS 10x5
 BUFFERS- SPINDLE
 BUFFER HEADS 1'-1" DIA.
 COUPLINGS 3 LINK
 BODY STEEL

20 TON CLASS 'B' TANK WAGON B.R.

307

LOT No
2410

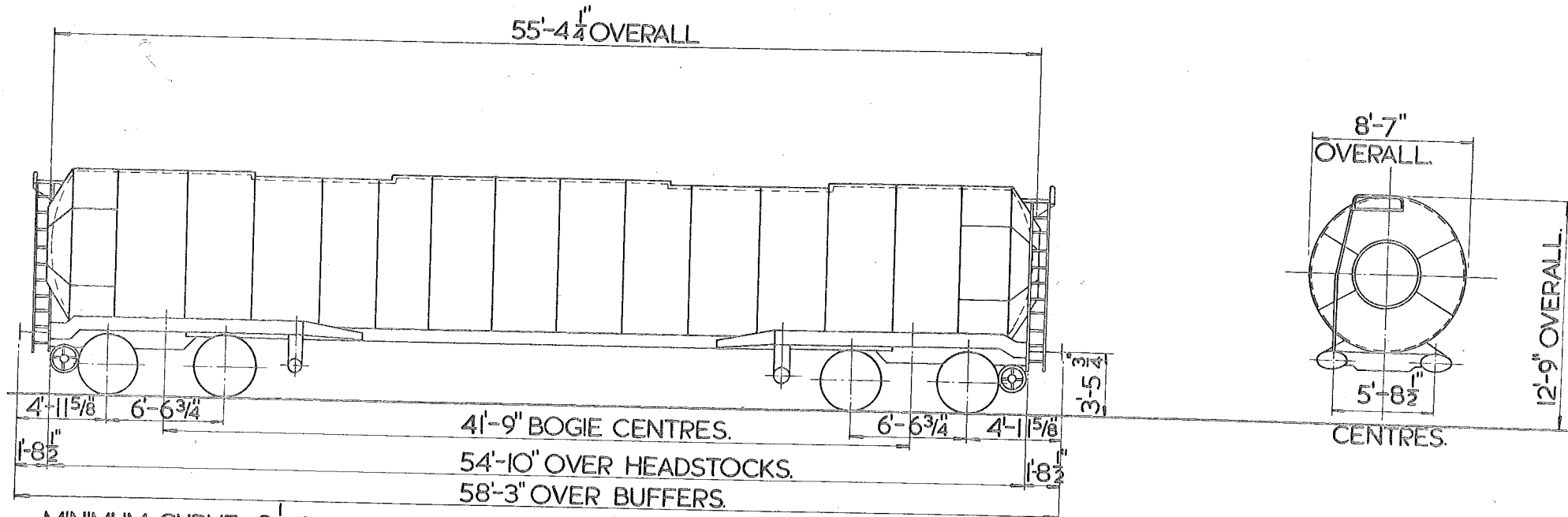


TELE. CODE: TARE: .
MIN. CURVE: 1 1/4 CHAINS. CAPACITY: 4236 GALLONS (GROSS).
STANDARD 20 TON HAND-LEVER BRAKE.

BUFFERS - SPINDLE
COUPLINGS - THREE LINK.
JOURNALS - 10' x 5"

100 TON G.L.W. TANK WAGON CLASS B

DIAGRAM 6/309.



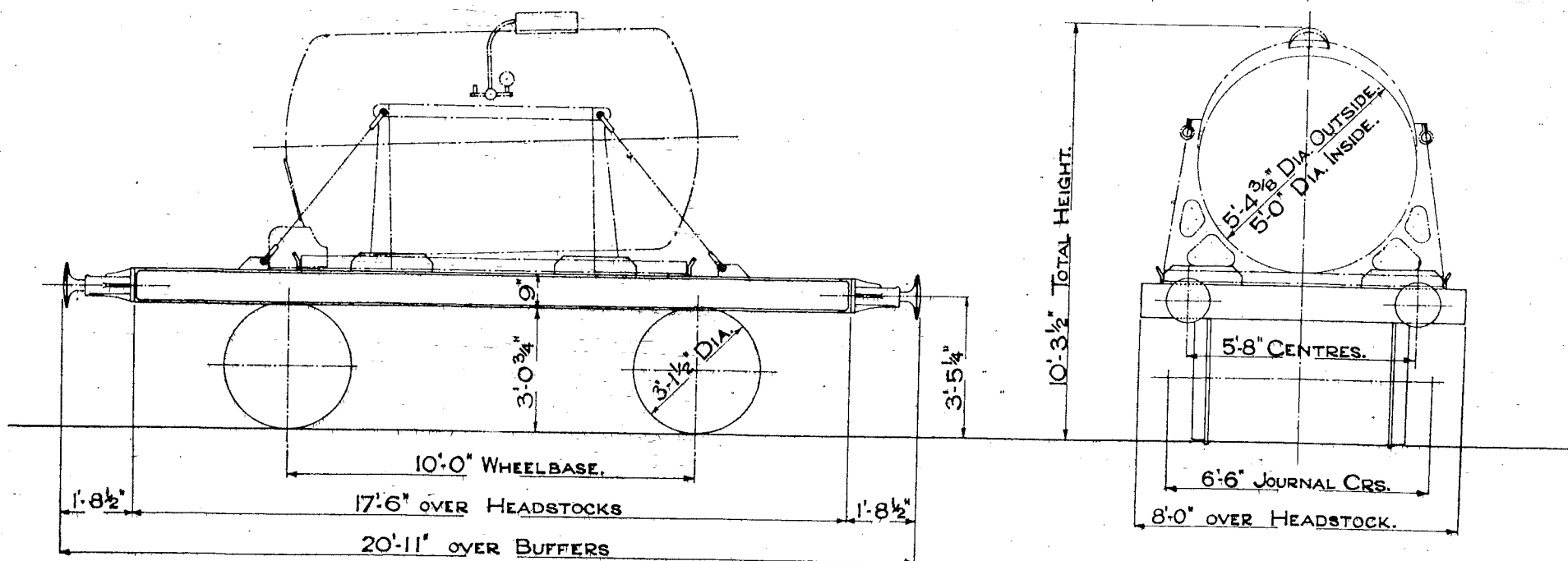
MINIMUM CURVE - 3 1/2 CHAIN
 TARE - 29 TON IOCWT.
 CARRYING CAPACITY - 70 TON IOCWT.
 CAPACITY - 18673 GALLON GROSS.
 MAXIMUM SPEED - 60 M.P.H.
 TYPE OF BRAKE - AIR DISC, VARIABLE LOAD,
 AUTOMATIC SLACK ADJUSTER.
 BRAKE % EMPTY LOADED
 CENTRE OF GRAVITY LOADED - 7'-0" FROM RAIL.

SPRINGS - HELICAL SPRING GROUP
 SUSPENSION - PRIMARY
 DIAMETER OF WHEELS - 3 FT - 1 1/2 IN
 JOURNALS - 150 MM. DIA. ROLLER BEARINGS.
 BUFFERS - 2 FT - 0 IN x 1 FT - 2 IN OVAL HEAD
 COUPLINGS - INSTANTER
 UNDERFRAME - STEEL
 BODY - STEEL
 BOGIE - B.R. 25 TON AXLELOAD, Y-25 BOGIES.


BUILDER - CHARLES ROBERTS & Co. LTD.
 OWNER - SHELL MEX & B.P.
 REGISTERED BY B.R.B.
 YEAR BUILT - 1972
 VEHICLE NUMBERS - 8009 & 8010
 REGISTRATION NUMBERS - 2359 & 2360

DEMOUNTABLE TANK WAGON.

325

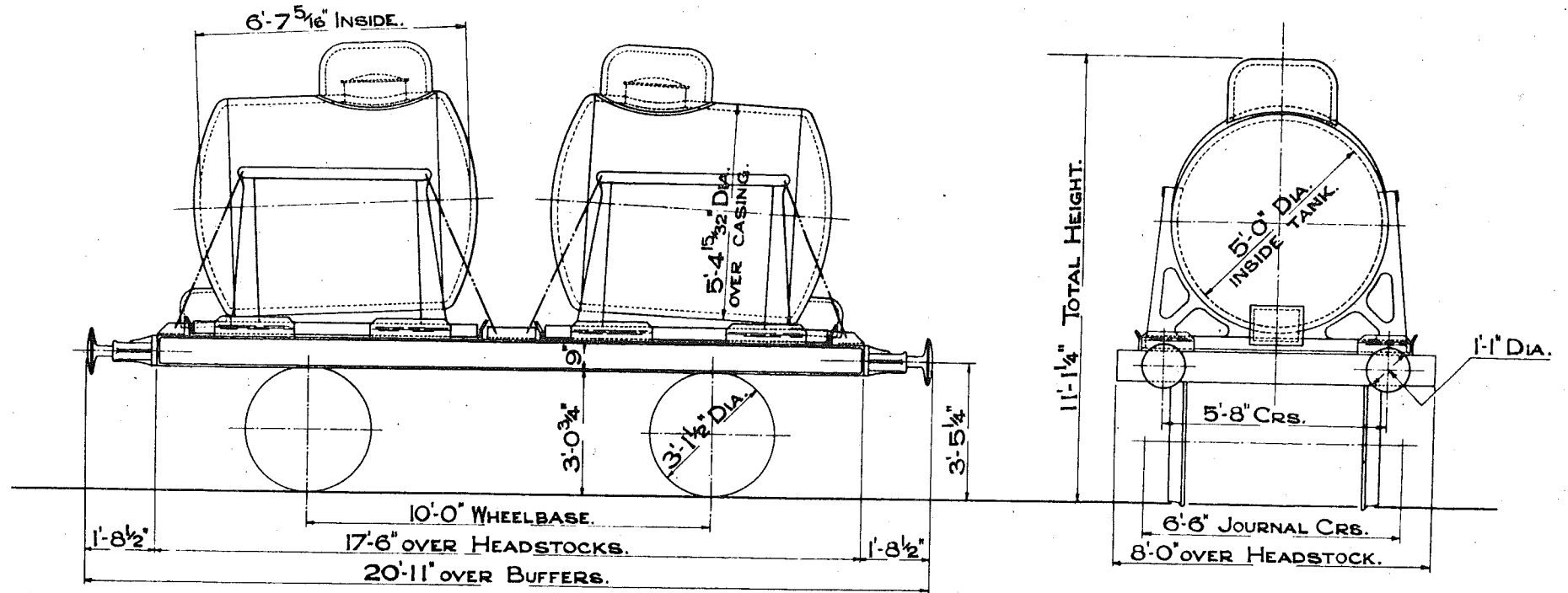


CODE ——— TARE 5 TONS 11 CWTs. 7 TONS WITH TANK.
 CAPACITY OF TANK - 1080 GALLS.
 A.V.B. & HAND BRAKE
 MINIMUM CURVE 1 CHAIN



DEMOUNTABLE TANKS FOR BEER.

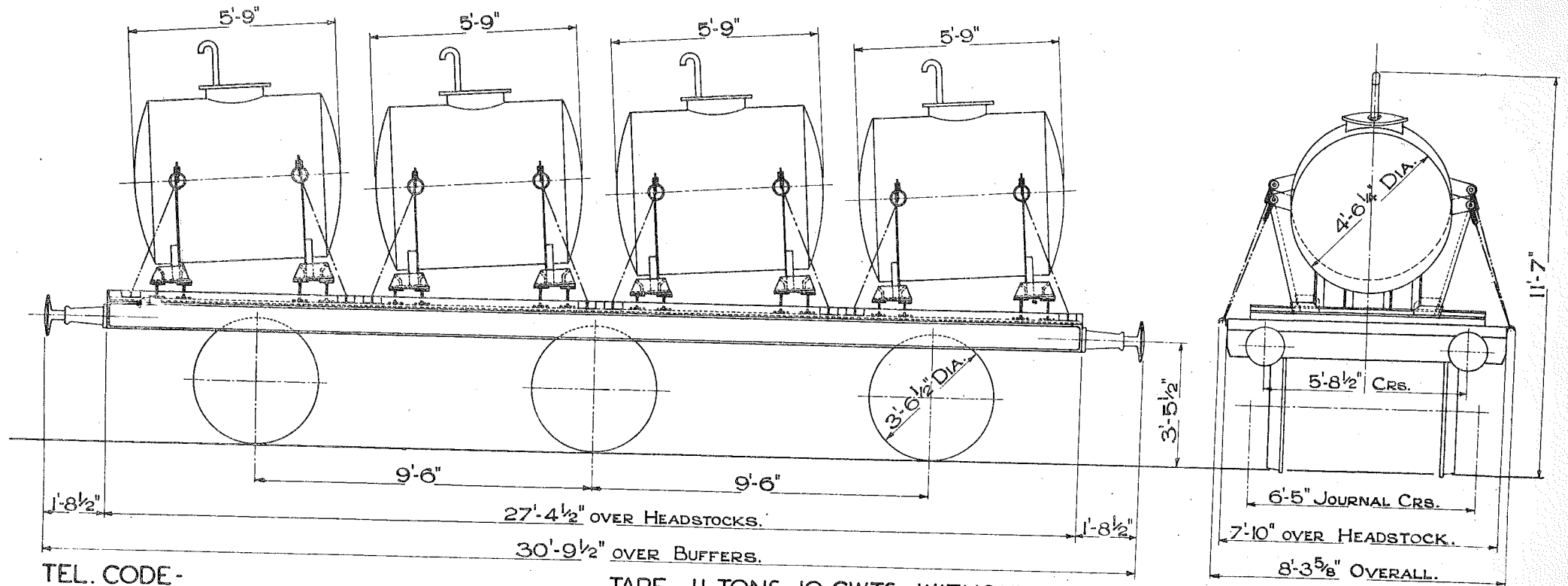
326



TEL. CODE- TARE 8 TONS 10 CWTS.
CAPACITY OF TANKS - 720 GALLS. EACH.
MORTON BRAKE FULLY FITTED & STEAM PIPE.
MINIMUM CURVE 1 CHAIN.

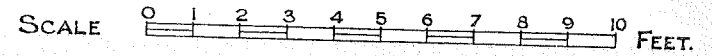
SCALE 0 1 2 3 4 5 6 7 8 9 10 FEET.

DEMOUNTABLE TANKS FOR PAINT & VARNISH.



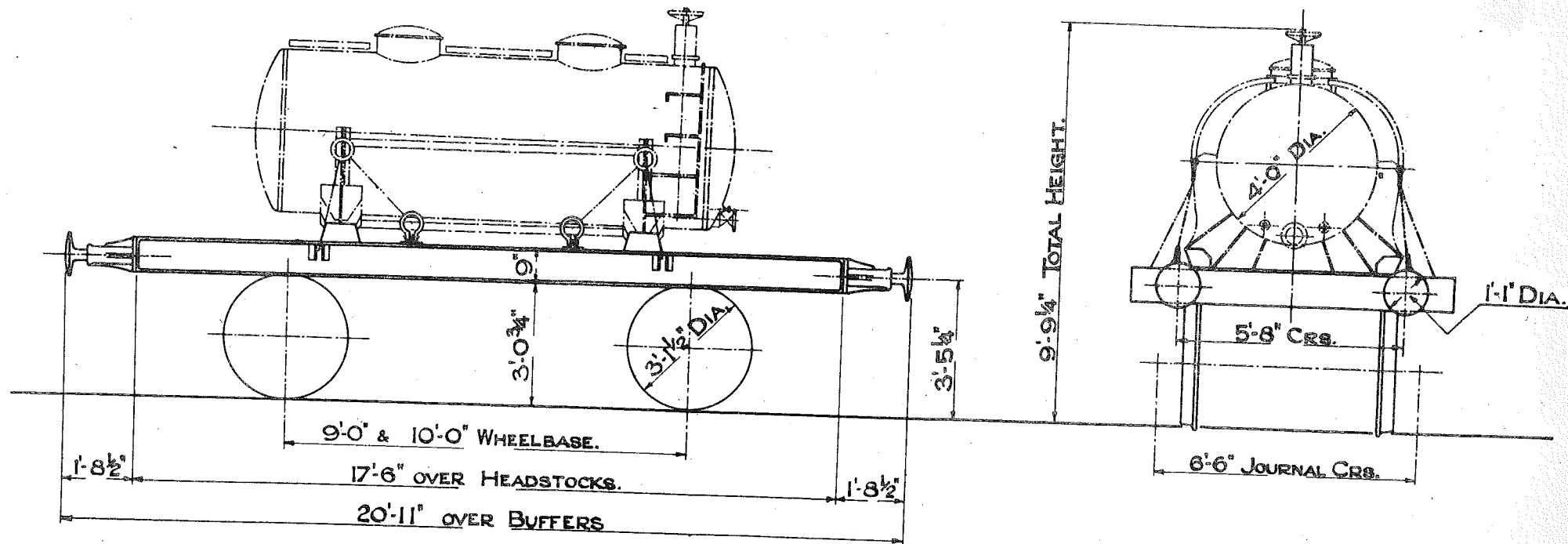
TEL. CODE -
 CAPACITY OF TANKS 500 GALLS. EACH.
 LEVER BRAKE. FULLY FITTED.
 MINIMUM CURVE 4 CHAINS.

TARE 11 TONS 10 CWTS. WITHOUT TANKS.
 14 TONS 0 CWTS. WITH TANKS.
 MAX. 23 TONS 10 CWTS. WITH TANKS LOADED.

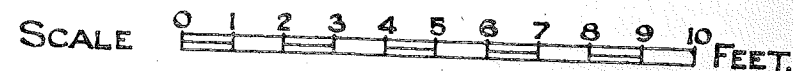


DEMOUNTABLE TANK FOR SILICATE OF SODA.

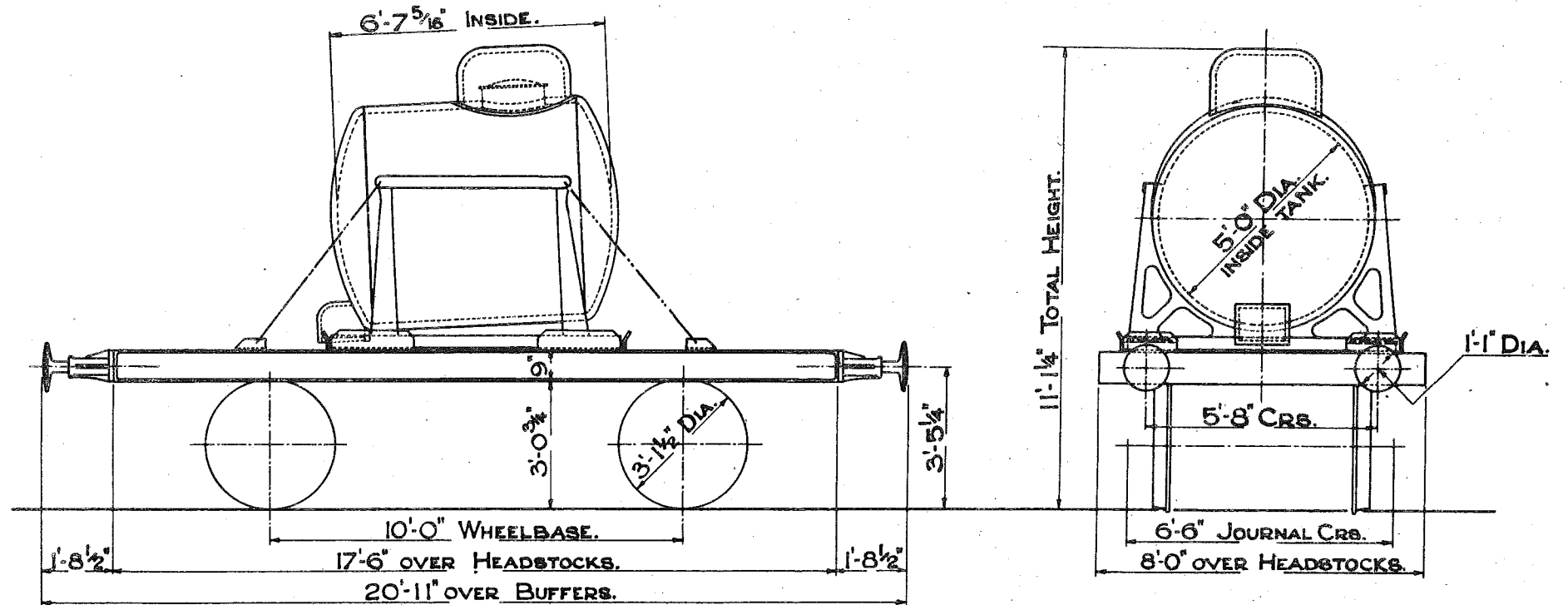
329



TEL. CODE — TARE 6 TONS 15 CWTs. (WITH TANK). 5 TONS 9 CWTs (WITHOUT TANK)
 CAPACITY OF TANK. 803 GALLS.
 A.V.B. & HAND BRAKE.
 MINIMUM CURVE 1 CHAIN.



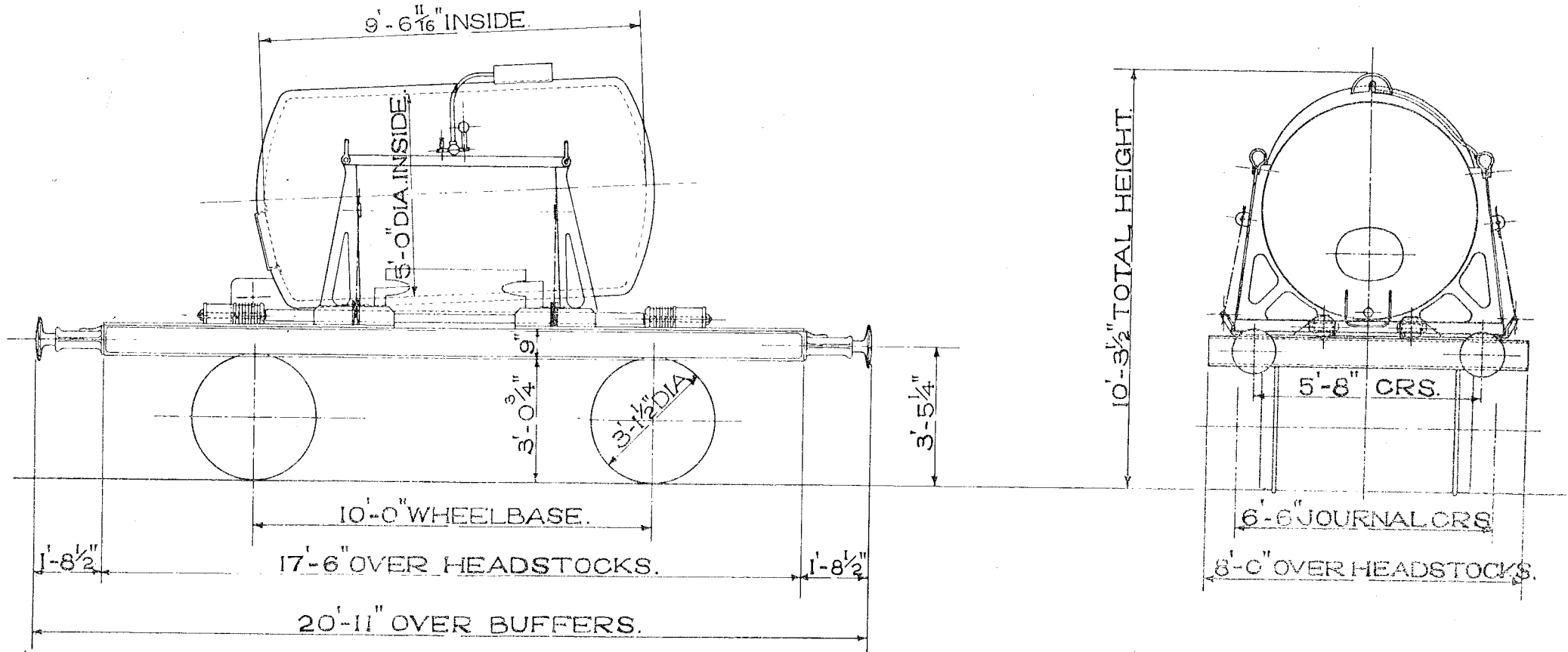
DEMOUNTABLE TANK FOR BEER.



TEL. CODE - TARE 6 TONS 15 CWTS

CAPACITY OF TANK 720 GALLS.
A.V.B. & HAND BRAKE. THRO' STEAM PIPE.
MINIMUM CURVE 1 CHAIN

DEMOUNTABLE TANK FOR BEER.




TEL. CODE -
 CAPACITY OF TANK - 1080 GALLS.
 A.V.B. & MORTON BRAKE.
 MINIMUM CURVE - 1 CHAIN.

TARE - 6 TONS 16 CWT. (WITH TANK.)

5 TONS 11 CWT. (WITHOUT TANK.)

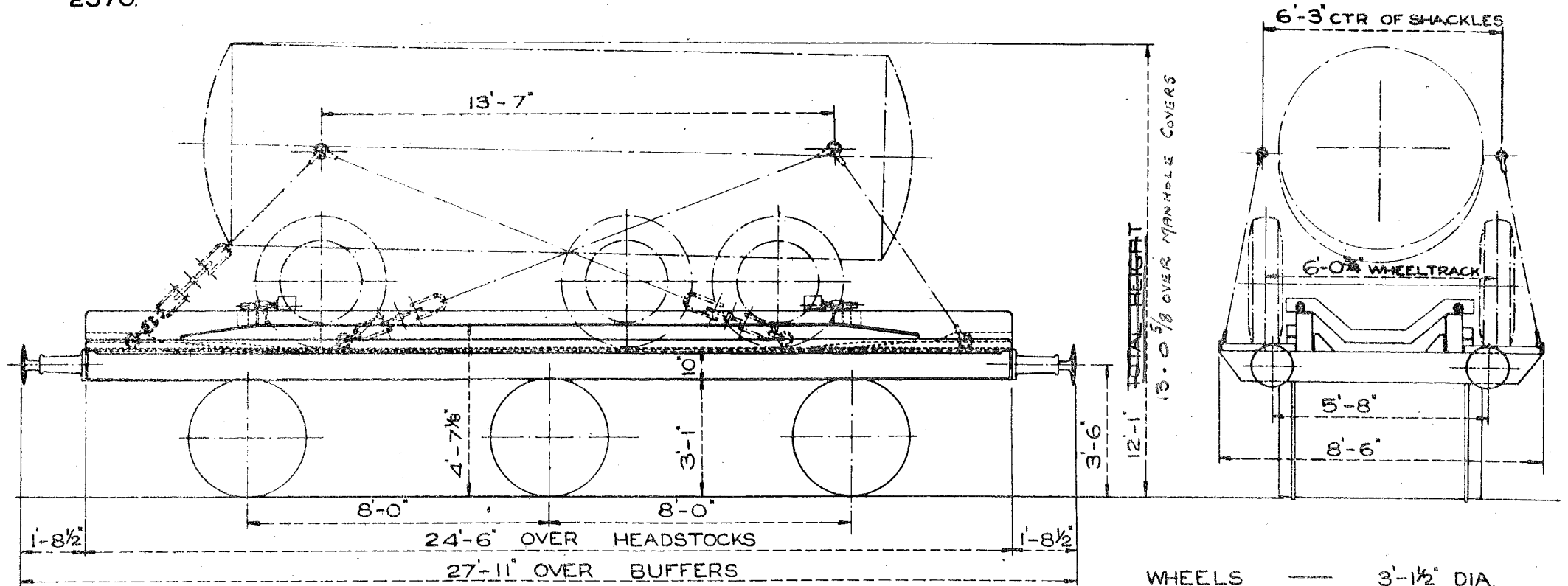
9" x 4 1/4" JOURNALS.
 1-1" DIA. BUFFERS.



CHASSIS FOR ROAD RAIL TANK

332.

LOT.
2370.



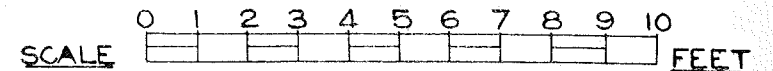
TEL CODE:- _____

TARE. — 12 TONS 9 CWT. (WITHOUT TANK), 28 TONS 2 CWT. (WITH TANK FILLED.)

MIN. CURVE. — 3 3/4 CHAINS.

AV.B. & HAND BRAKE.

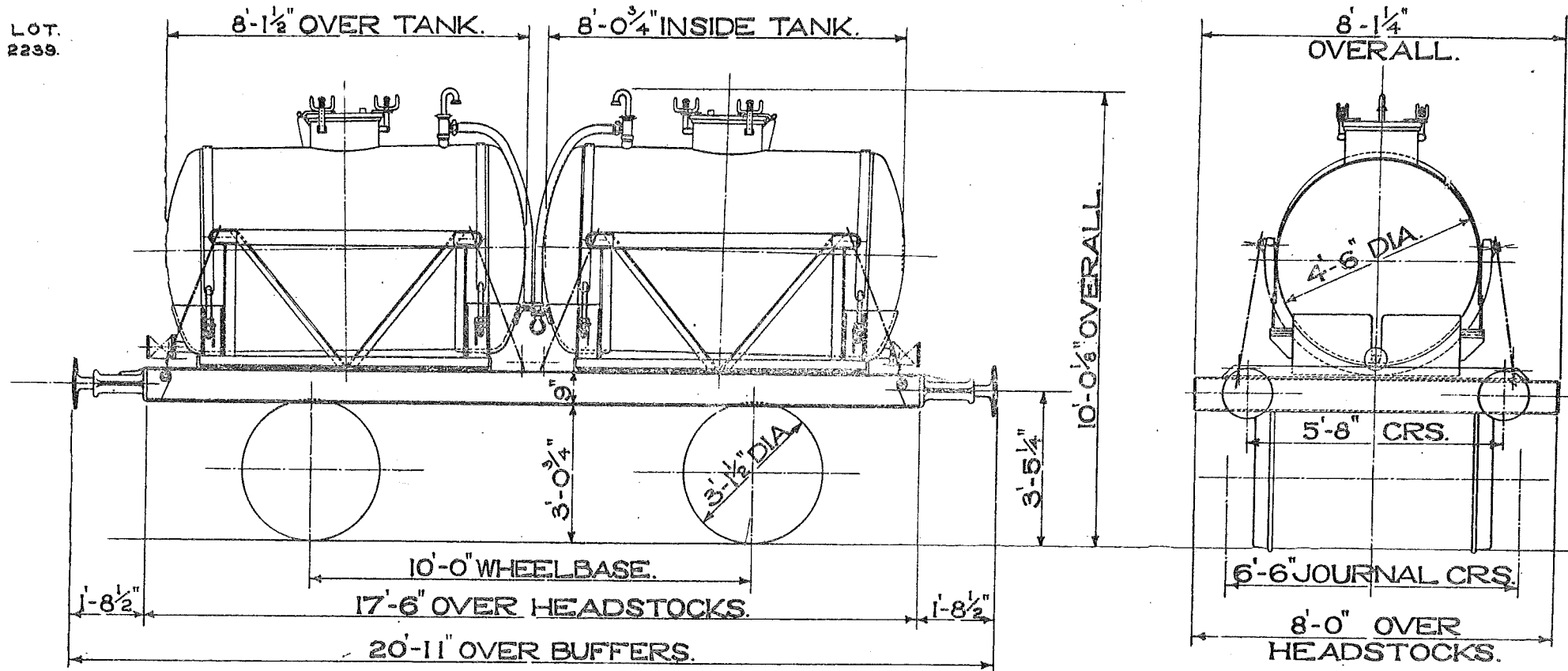
WHEELS	—	3'-1 1/2" DIA.
BUFFERS	—	1'-1" DIA.
JOURNALS	—	9" x 4 1/2"



DEMOUNTABLE TANKS FOR LEMON HART RUM.

333.

LOT.
2239.



TEL. CODE -
CAPACITY OF EACH TANK - 724 GALLS.
A.V.B. & MORTON BRAKE.
MINIMUM CURVE - I CHAIN.

TARE.	
7T - 5c.	WITHOUT TANKS.
8T - 13c.	WITH TANKS EMPTY.
15T - 2c.	" " FULL.

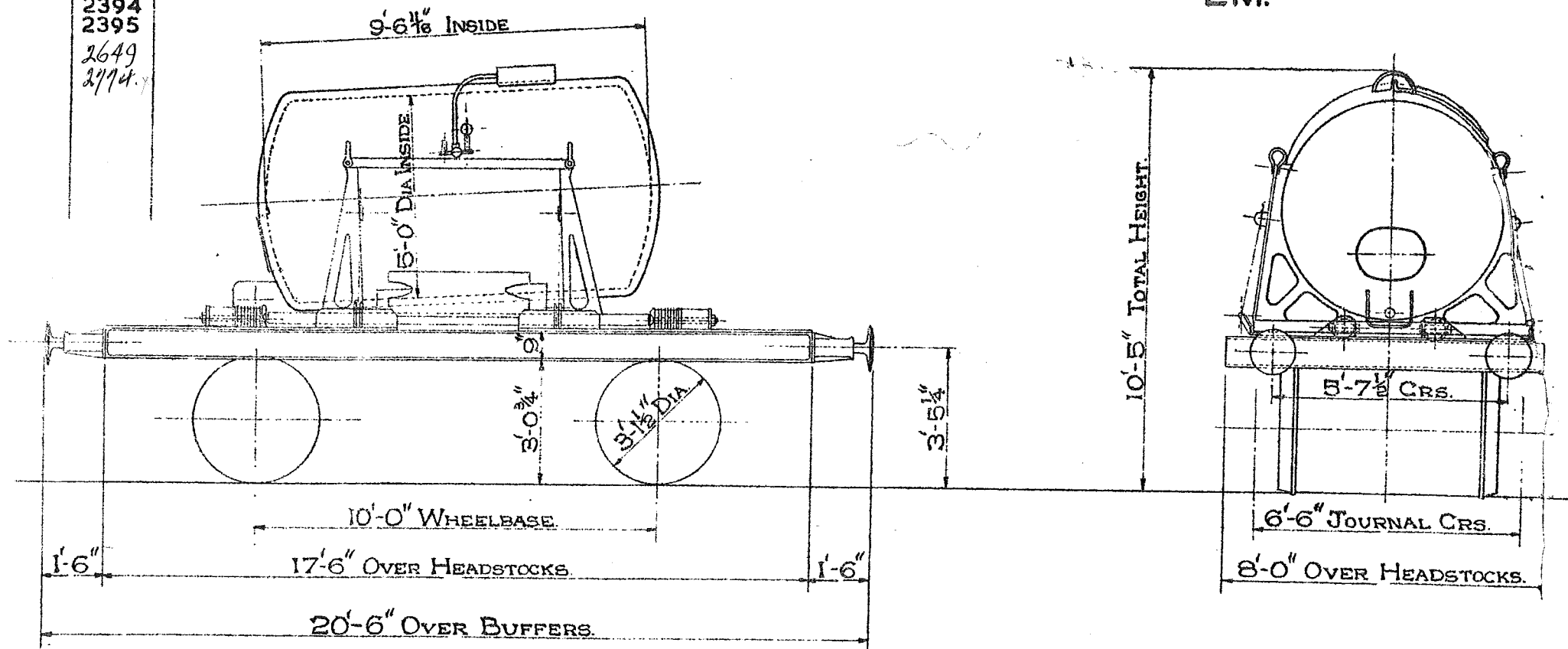
9" x 4 1/4" JOURNALS.
1-1" DIA. BUFFERS.

DEMOUNTABLE TANK FOR BEER.

334.

LM.

Lot Nos:
2393
2394
2395
2649
2774



TEL. CODE—
DOORS—NIL.
BRAKE—A.V.B. & MORTON.
CUBIC CAPACITY—1080 GALLS.
MINIMUM CURVE—1 CHAIN.

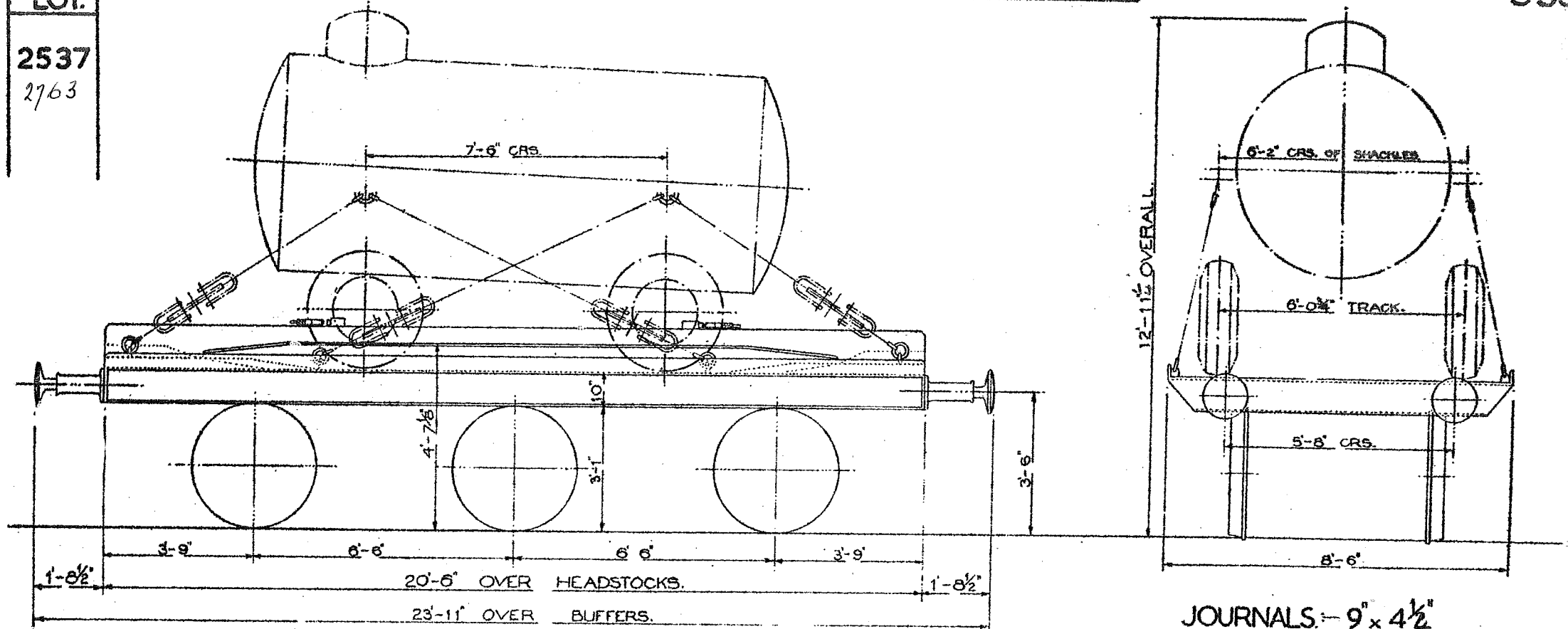
TARE— WITH TANK 7TON-5CWT
WITHOUT TANK 5TON-15CWT

SIZE OF JOURNALS—9" x 4 1/4". BUFFERS—SPINDLE.
COUPLINGS—INSTANTER.
BUFFER HEADS—1'-1" DIA.

CHASSIS FOR ROAD RAIL TANK.

335

LOT.
2537
2763



TEL. CODE. ————— BRAKE. — AVB. & HAND.

TARE WITH TANK. — 15 T. O C.

TARE WITHOUT TANK. — 11 T. 14 C.

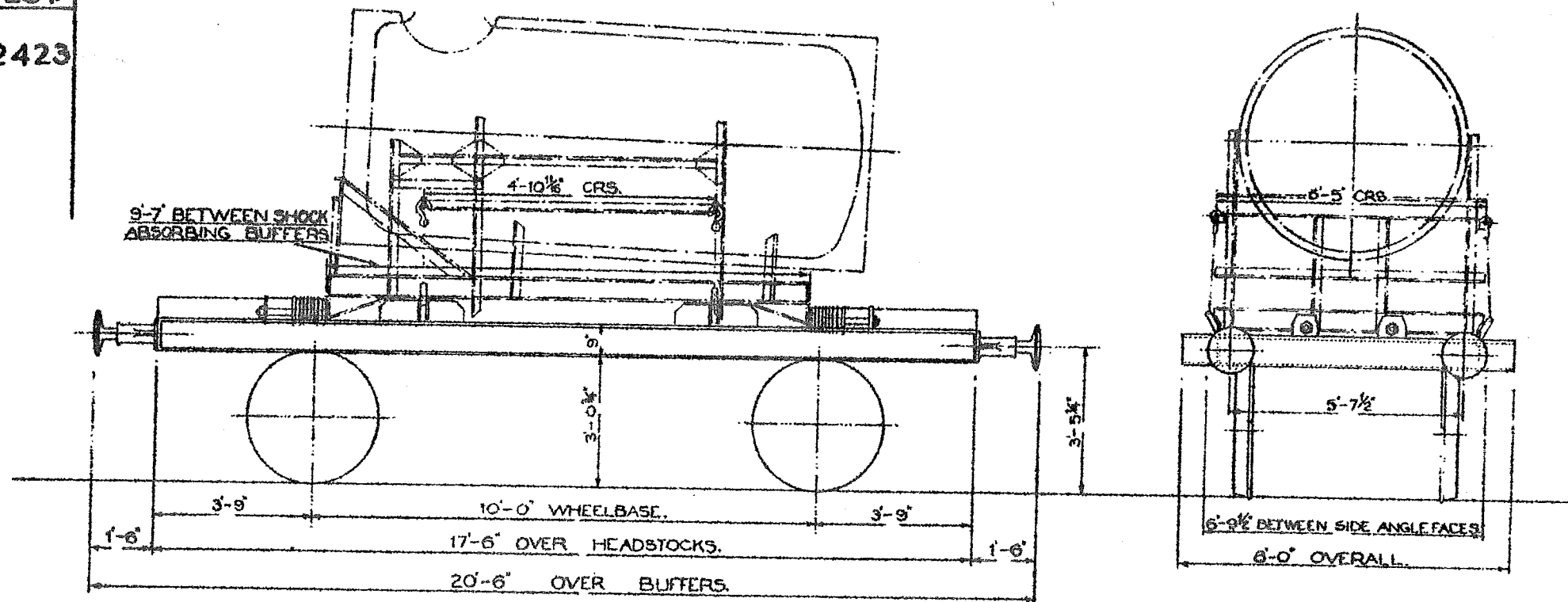
MINIMUM CURVE. — 3. CHAIN.

JOURNALS. — 9" x 4 1/2"
 DIA OF WHEELS. — 3'-1 1/2"
 BUFFER HEADS. — 1'-1"
 BUFFERS. — SPINDLE TYPE.
 SCREW COUPLINGS.
 FLOOR. — STEEL + WOOD.

CHASSIS FOR DEMOUNTABLE BEER TANK.

336

LOT.
2423



TARE WITH TANK:-

MINIMUM CURVE:- 1 CHAIN.

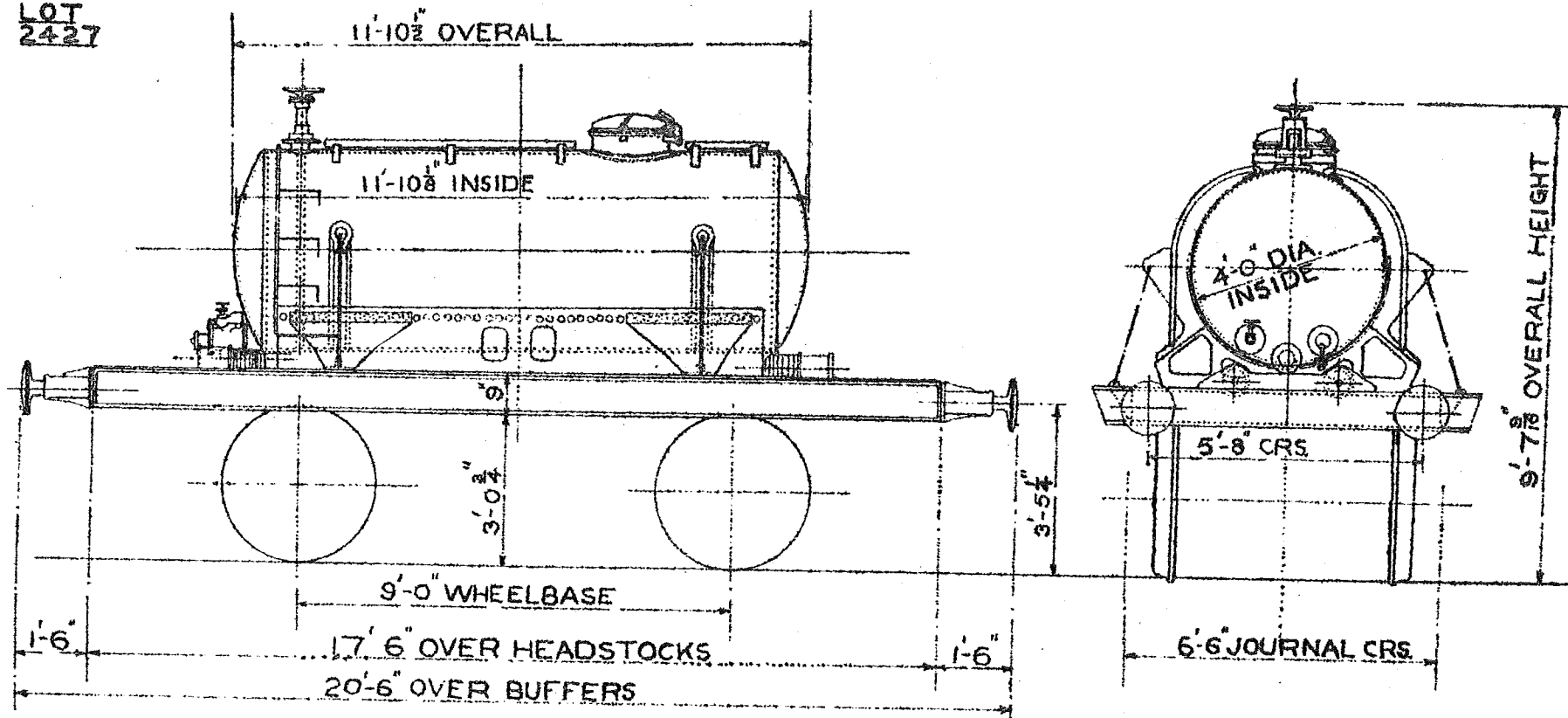
TARE WITHOUT TANK:- 7 T. 3CWT. BRAKE:- AV.B. & HAND (MORTON)

JOURNALS - 9" x 4 1/4"
 DIA. OF WHEELS - 3'-1 1/2"
 BUFFER HEADS - 1'-1" DIA.
 BUFFERS - SPINDLE TYPE.
 COUPLINGS - INSTANTER.
 FLOOR - STEEL.

DEMOUNTABLE TANK FOR SODIUM SILICATE

337

LOT
2427



TEL. CODE- ——— TARE- TONS — CWTS
 7 ——— 4 WITH TANK
 6 ——— 1 WITHOUT TANK

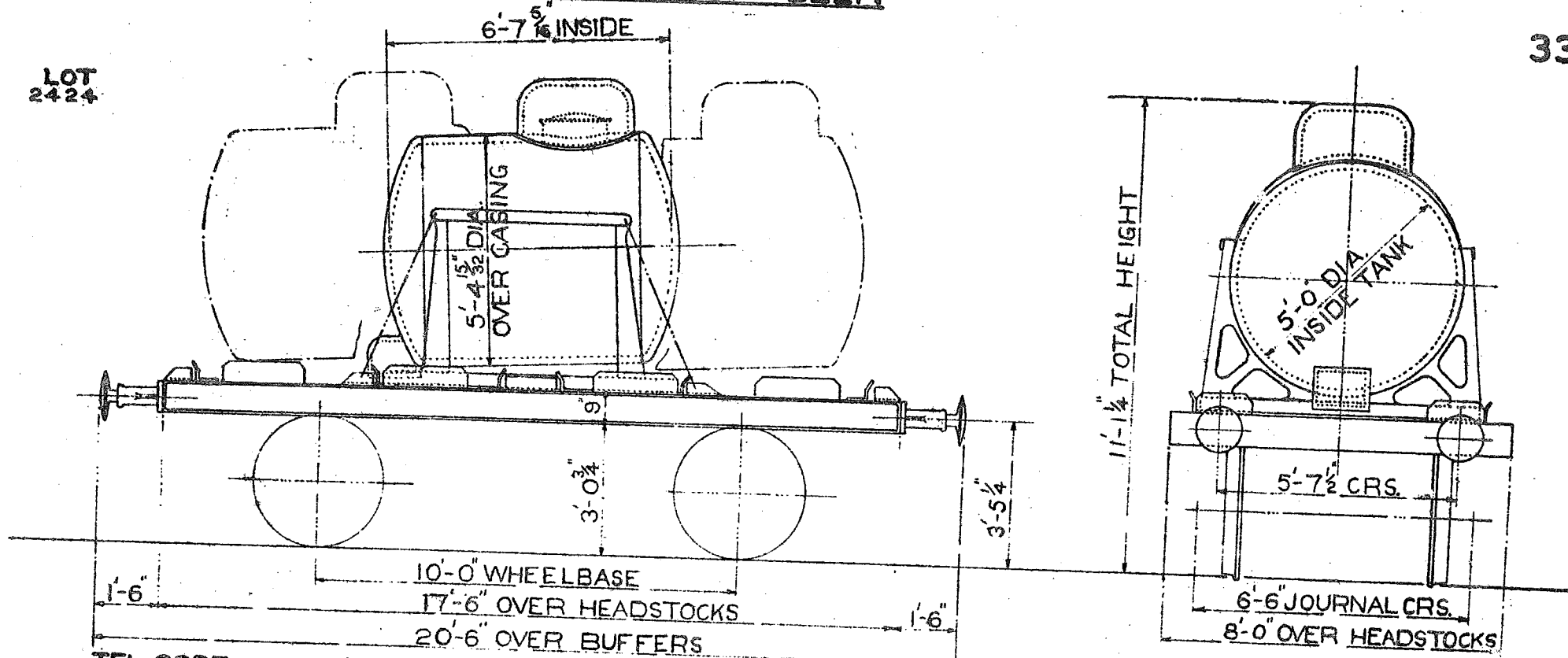
CAPACITY- 875 GALLONS (GROSS)
 BRAKE- AVB & MORTON HANDBRAKE
 MINIMUM CURVE- 1 CHAIN

DIA. WHEELS- 3'-1 1/2"
 JOURNALS- 9" X 4 1/4"
 BUFFERS- SPINDLE
 BUFFER HEADS- 1'-1" DIA.
 COUPLINGS- INSTANTER
 BODY- STEEL

DEMOUNTABLE TANKS FOR BEER

338

LOT
2424



TEL CODE- TARE- TONS - CWTS

5 — 11 WITHOUT TANKS
 6 — 16 WITH 1 TANK
 8 — 1 WITH 2 TANKS

CAPACITY OF TANKS - 720 GALLONS EACH
 MORTON BRAKE FULLY FITTED
 MINIMUM CURVE - 1 CHAIN

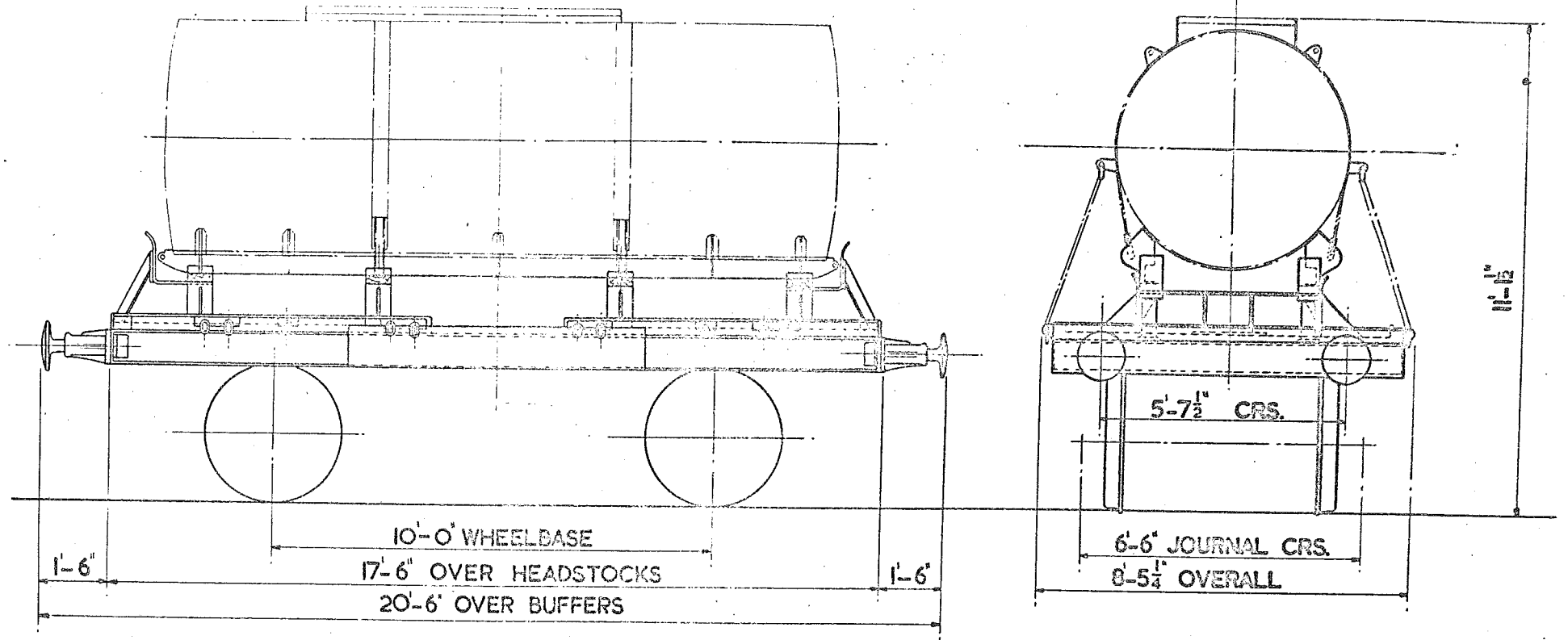
TANKS MAY BE CARRIED
 SINGLY OR IN PAIRS TO
 CHAIN DOT LINES

DIA. WHEELS - 3'-1 1/2"
 JOURNALS - 9" X 4 1/4"
 BUFFERS - SPINDLE
 BUFFER HEADS - 1-1" DIA.
 COUPLINGS - INSTANTER
 BODY - STEEL

DEMOUNTABLE TANK FOR THE
CONVEYANCE OF AMMONIA LIQUOR.

339

CONVERTED FROM CONFLATS - B708811. B709786. B736740. B702143. B707235.

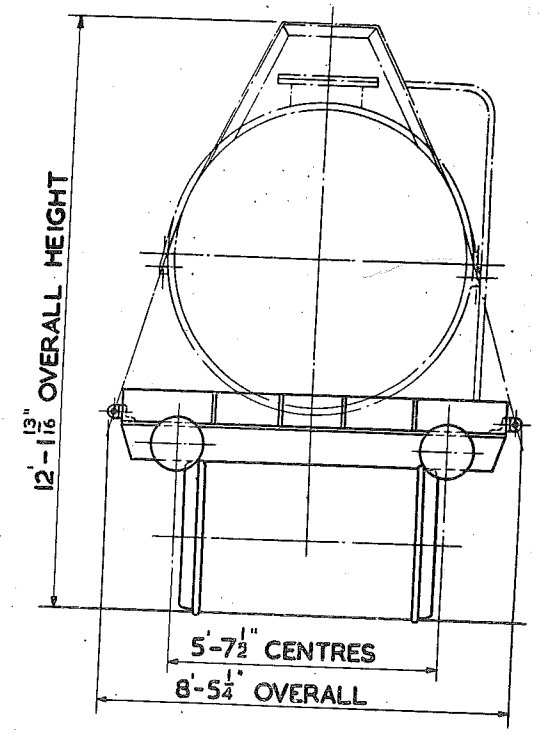
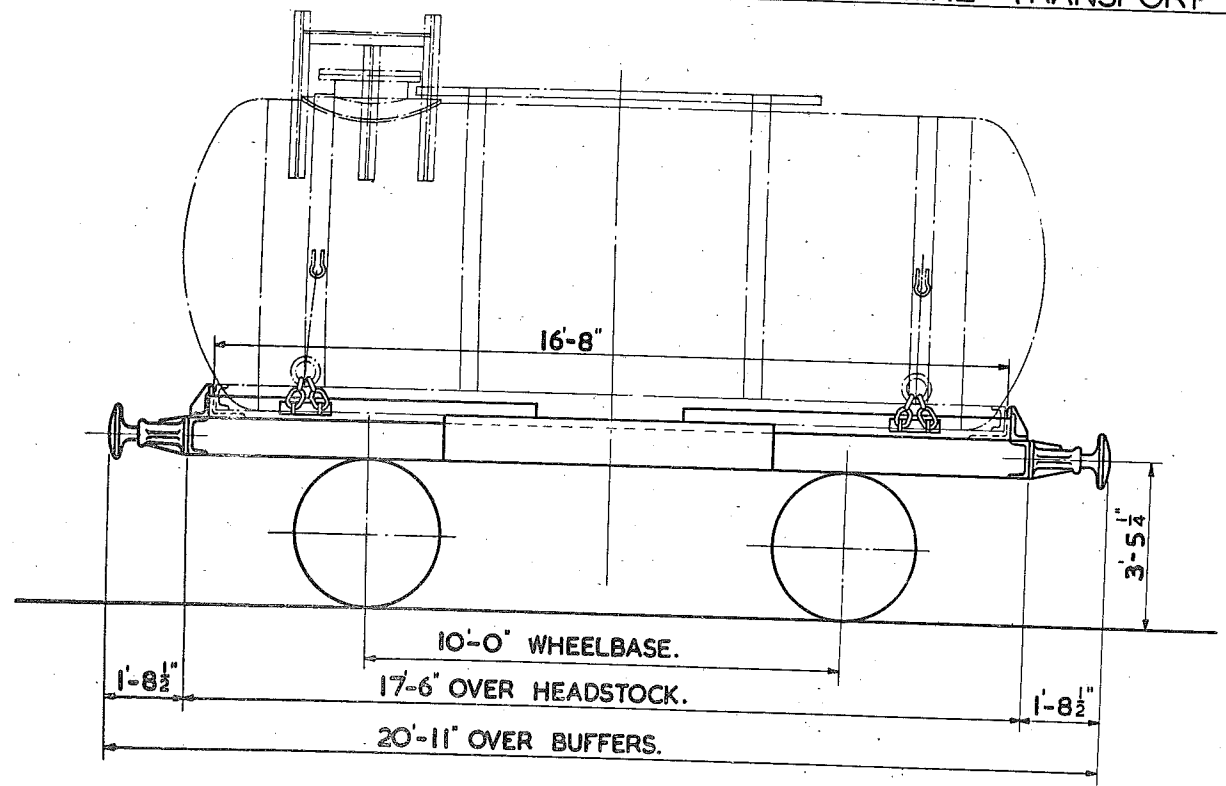


TEL. CODE -
TARE - TONS. CWTS.
BRAKE - AVB & HAND BRAKE MORTON
MINIMUM CURVE - 1 CHAIN

WHEELS - 3'-1 1/2" DIA.
BUFFERS - SPINDLE
BUFFER HEADS - 1'-1" DIA.
COUPLING - INSTANTER

DEMOUNTABLE TANK WAGON
ANHYDROUS DIMETHYLAMINE TRANSPORT TANK

340



TARE 10 TONS 18 CWTS WITH TANK.
 6 TONS 17 CWTS WITHOUT TANK.
 WEIGHT OF LIQUID NOT TO EXCEED 7 TONS 19CWTS.
 CAPACITY:-2619 GALLONS OF D.M.A.
 OR 1981 GALLONS OF M.M.A.

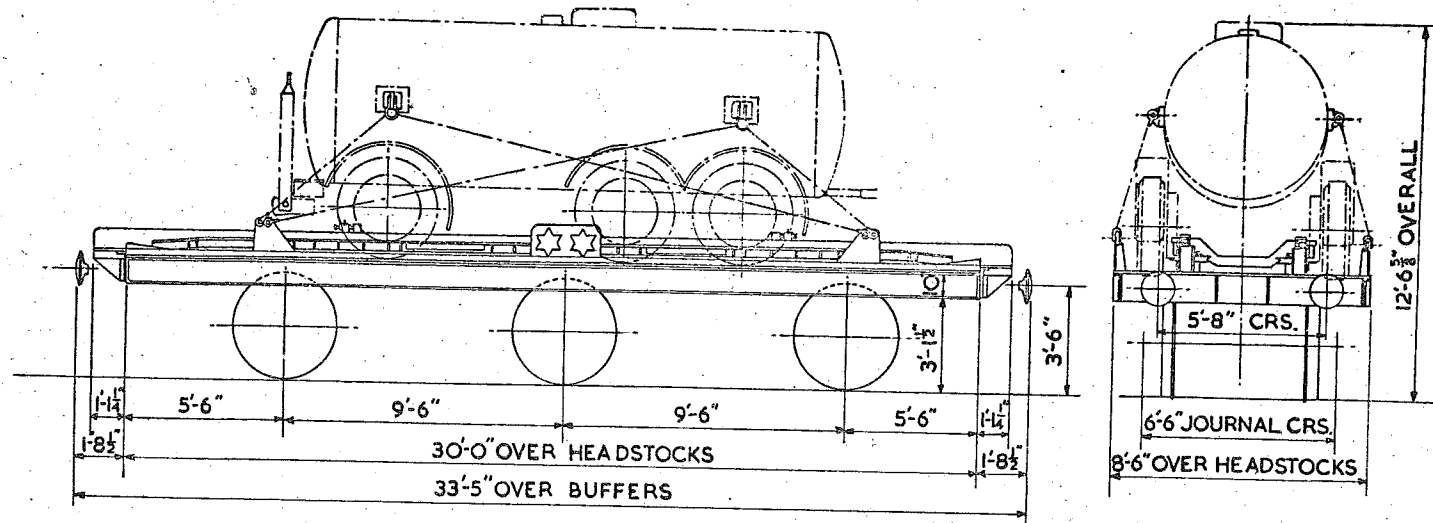
BRAKE :- HAND LEVER & A.V.B.
 MIN CURVE :- 1 CHAIN.
 FLOOR :- WOOD.
 4 BINDING CHAINS & SCREW COUPLINGS.

WHEELS:- 3'-1" DIA.
 JOURNALS:- 9"X4" DIA.
 BUFFER HEADS:- 1'-1" DIA.
 COUPLINGS:- SCREW.



CHASSIS FOR ROAD RAIL TANK

341

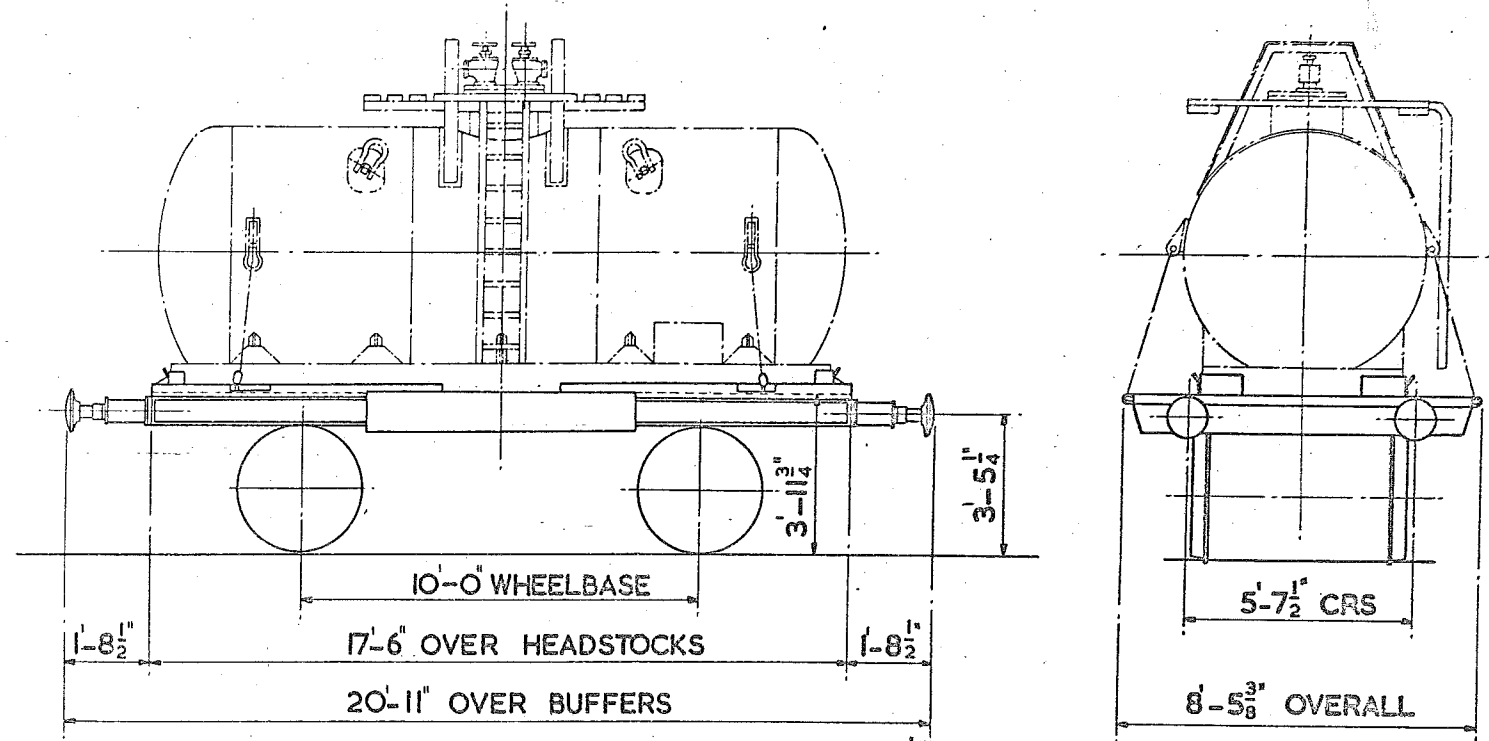


A.V. & HAND BRAKE
 TARE CHASSIS ONLY. 15T. 6C. 3Q.
 TARE CHASSIS + TANK EMPTY. 20T. 16C. 1Q.
 TARE CHASSIS + TANK FULL. 29T. 1C. 1Q.
 WAGON N^oM707007 CONVERTED FROM
 EX. L.M. DIAGRAM N^o59.

TANK CAPACITY 2000 GALLONS
 BUFFER HEADS 1'-1" DIA.
 JOURNALS 10" x 5" DIA.
 WHEELS - 3'-6 1/2" DIA.
 BUFFERS - SPINDLE

DEMOUNTABLE TANKS FOR LIQUEFIED AMMONIA.
CONVERTED FROM CONFLATS.

342

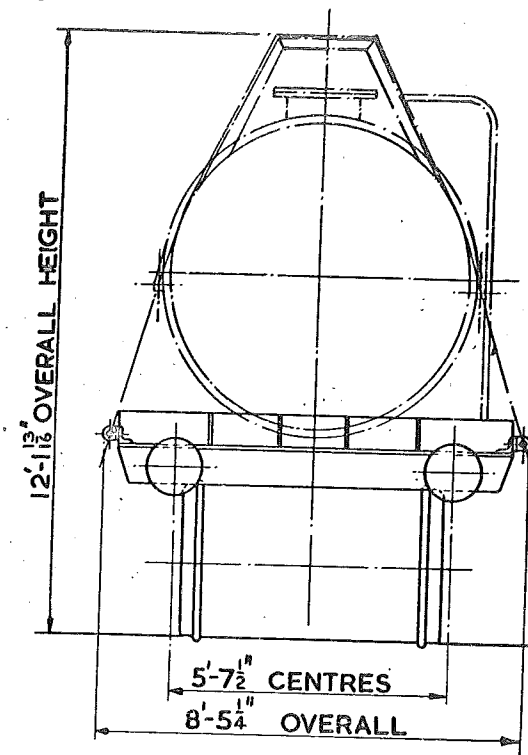
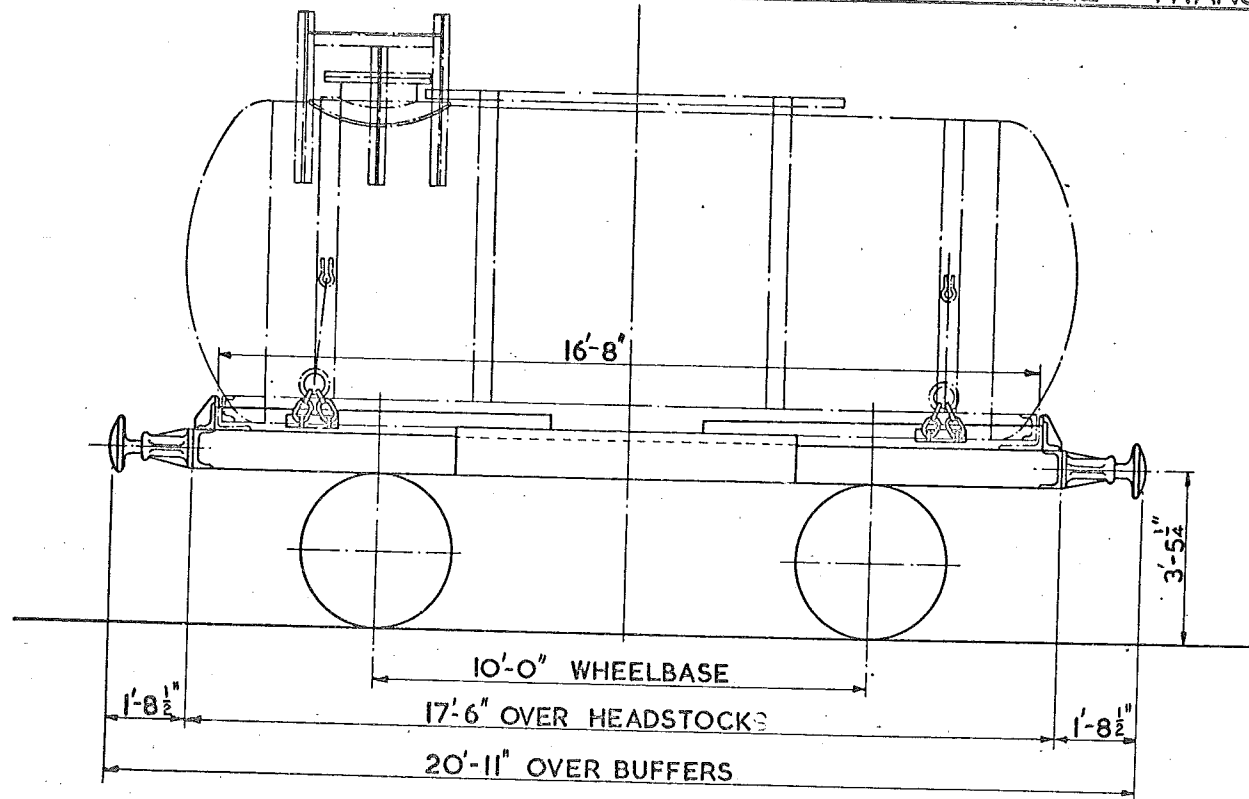


TARE:- WITH TANK -
 WITHOUT TANK -
 BRAKE-HANDLEVER & A.V.B.
 MIN. CURVE:- 1 CHAIN

WHEELS:- 3'-1 1/2" DIA.
 JOURNALS:- 9" x 4 1/4"
 BUFFERS:- OLEO-PNEUMATIC
 BUFFER HEADS:- 1-1 DIA.
 COUPLING:- STD. SCREW
 4 BINDING CHAINS & SCREW COUPLINGS

DEMOUNTABLE TANK WAGON
ANHYDROUS DIMETHYLAMINE TRANSPORT TANK.

343



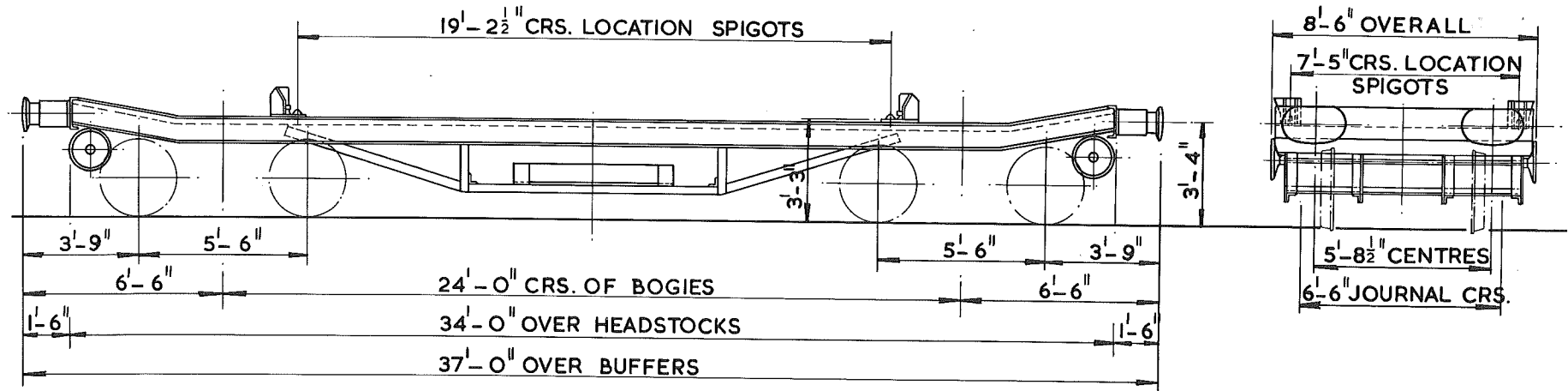
TARE 10 TONS 8 CWTS. WITH TANK.
6 TONS 7 CWTS. WITHOUT TANK.
WEIGHT OF LIQUID NOT TO EXCEED 10 TONS.
MAX. CAPACITY 2985 GALLONS.

BRAKE:-HAND LEVER & A.V.B.
MIN. CURVE:- 1 CHAIN.
FLOOR:- WOOD.
4 BINDING CHAINS & SCREW COUPLINGS..

WHEELS:- 3'-1 1/2" DIA.
JOURNALS:- 9x4 1/2" DIA.
BUFFER HEADS:- 1'-1" DIA.
COUPLINGS:- SCREW.

RECTANKS FOR CONVEYANCE OF WHISKY TANKS

B.R.I./344



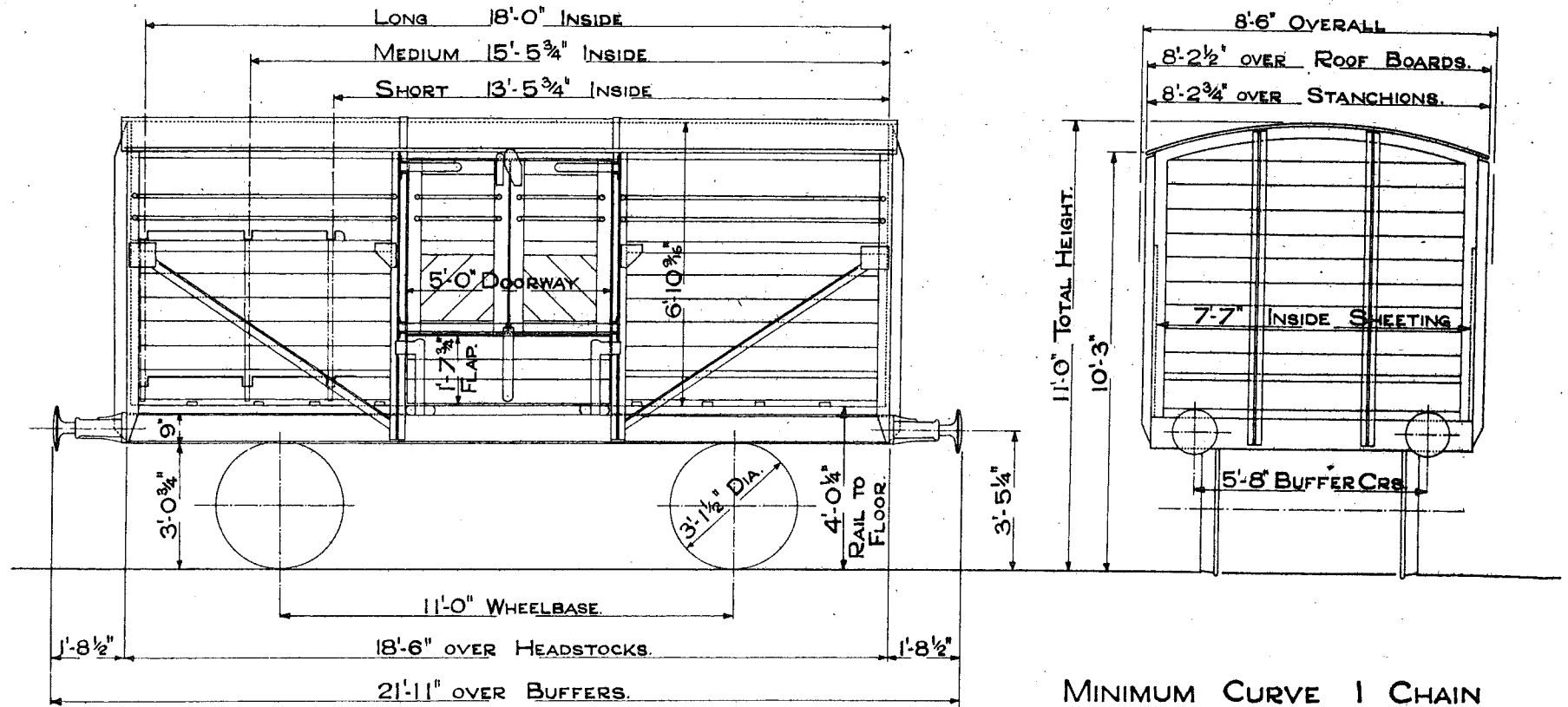
TYPE CODE - TANK I.S.O.
 MIN. CURVE - 70 FT.
 TARE - 15 TON 3CWT.
 CARR. CAP - 38 TON
 MAX. SPEED - 50 M.P.H.
 BRAKE - THRO' VAC. PIPE SCREW
 HAND BRAKE

SPRINGS - COIL
 WHEELS - 2'-6" DIA.
 JOURNALS - 4 7/8" DIA. ROLLER BEARINGS
 BUFFER HEADS - 2'-0" x 1'-2" OVAL
 BUFFERS - SELF - CONTAINED
 COUPLINGS - INSTANTER
 UNDERFRAME - STEEL
 BOGIES - CAST STEEL
 LOCATION SPIGOTS
 RETAINING PINS

QUANTITY - 2
 VEHICLE NUMBERS - B909006 & B909032
 EX. LOTS 3165 & 3259
 DIAGRAM B.R.2/440


12 TON CATTLE WAGON.

350



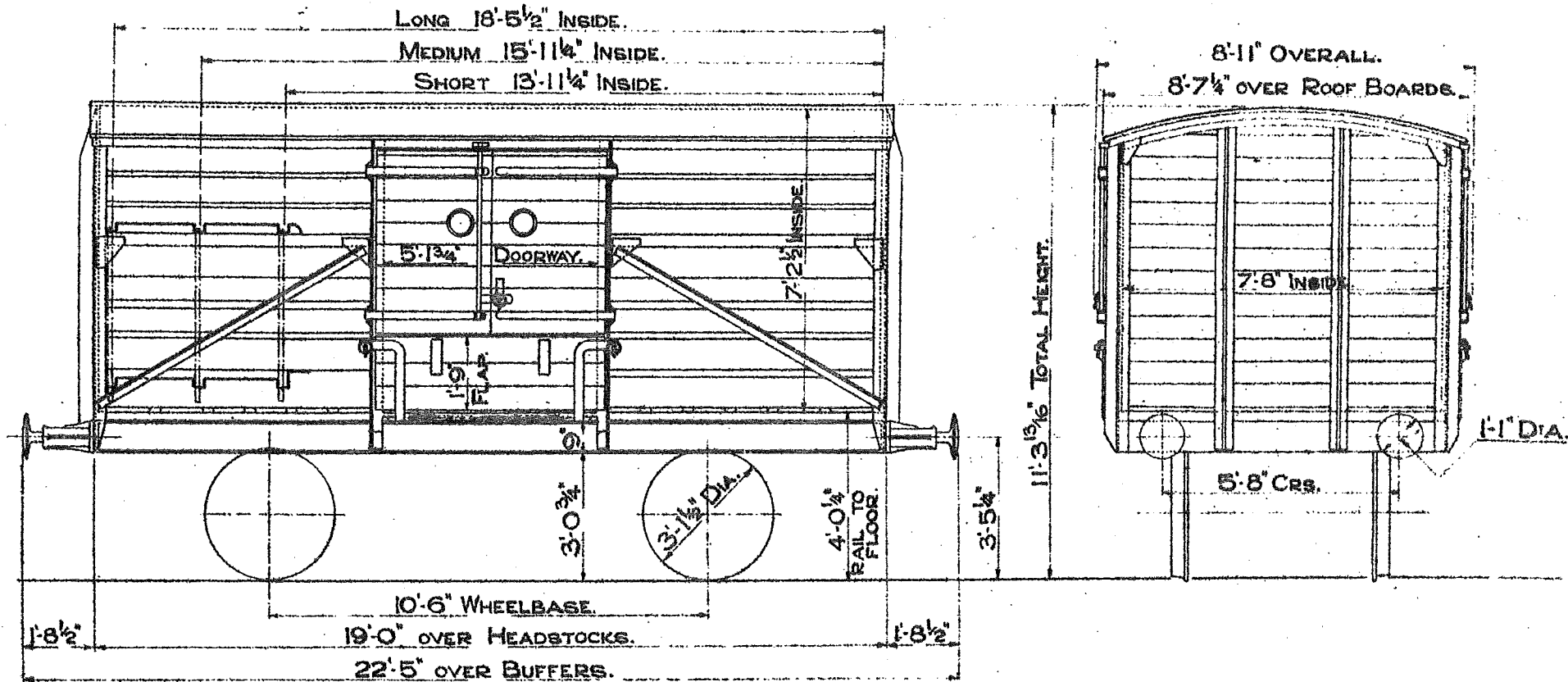
TEL. CODE-OXFIT. TARE 8 TONS. 1 CWTs.
MORTON BRAKE, FITTED A.V.B. & STEAM PIPE.

MINIMUM CURVE 1 CHAIN



12 TON CATTLE WAGON.

351

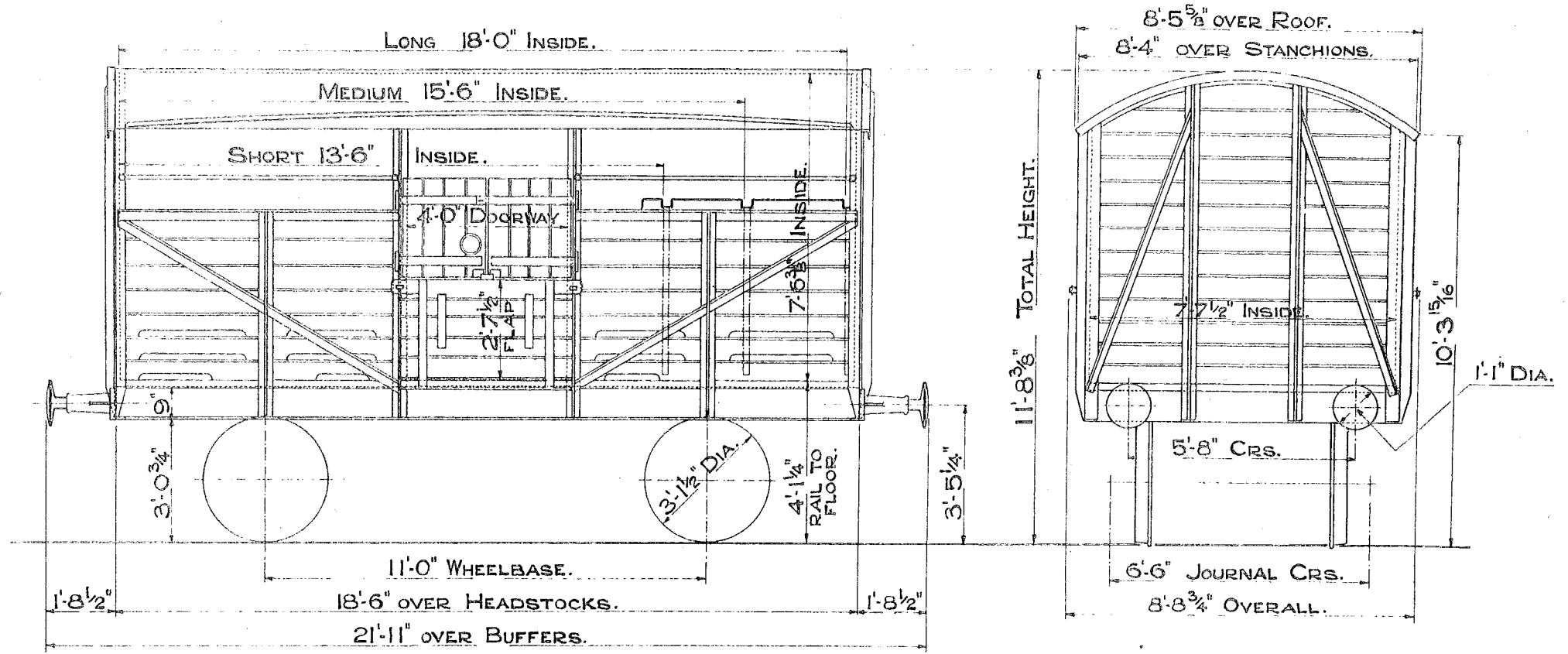


TEL. CODE - OXFIT. TARE 8 TONS 8 CWTs.
 FITTED A.V.B. & HAND LEVER.
 MINIMUM CURVE 1 CHAIN.

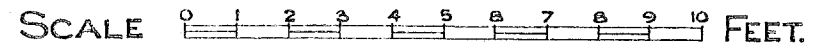


12 TON CATTLE WAGON.

352

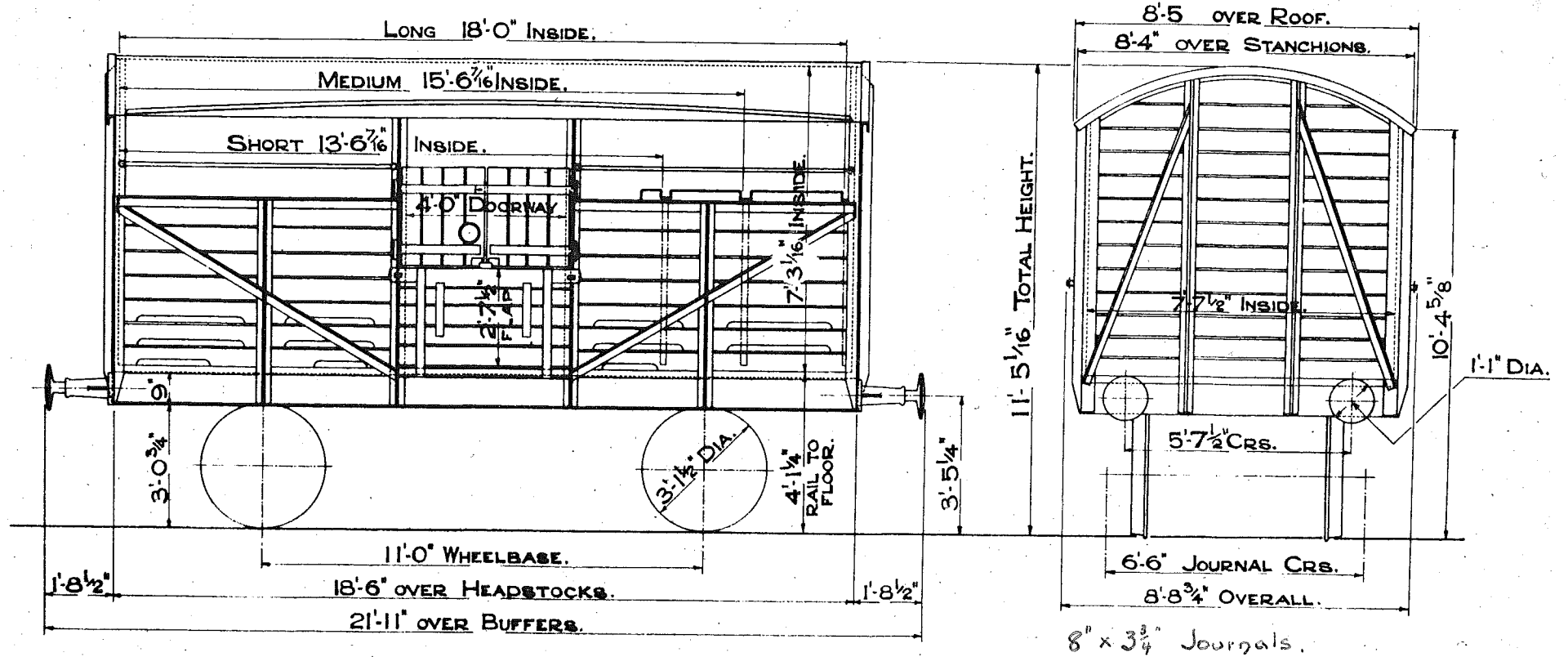


TEL. CODE- OXFIT. TARE 8 TONS 0 CWTS.
 A.V.B. & HAND BRAKE.
 MINIMUM CURVE 1 CHAIN.



8 TON CATTLE WAGON. B.R.

353



TEL. CODE- OXFIT. TARE 7 TONS 13 CWTs.

AV.B. & HAND BRAKE.

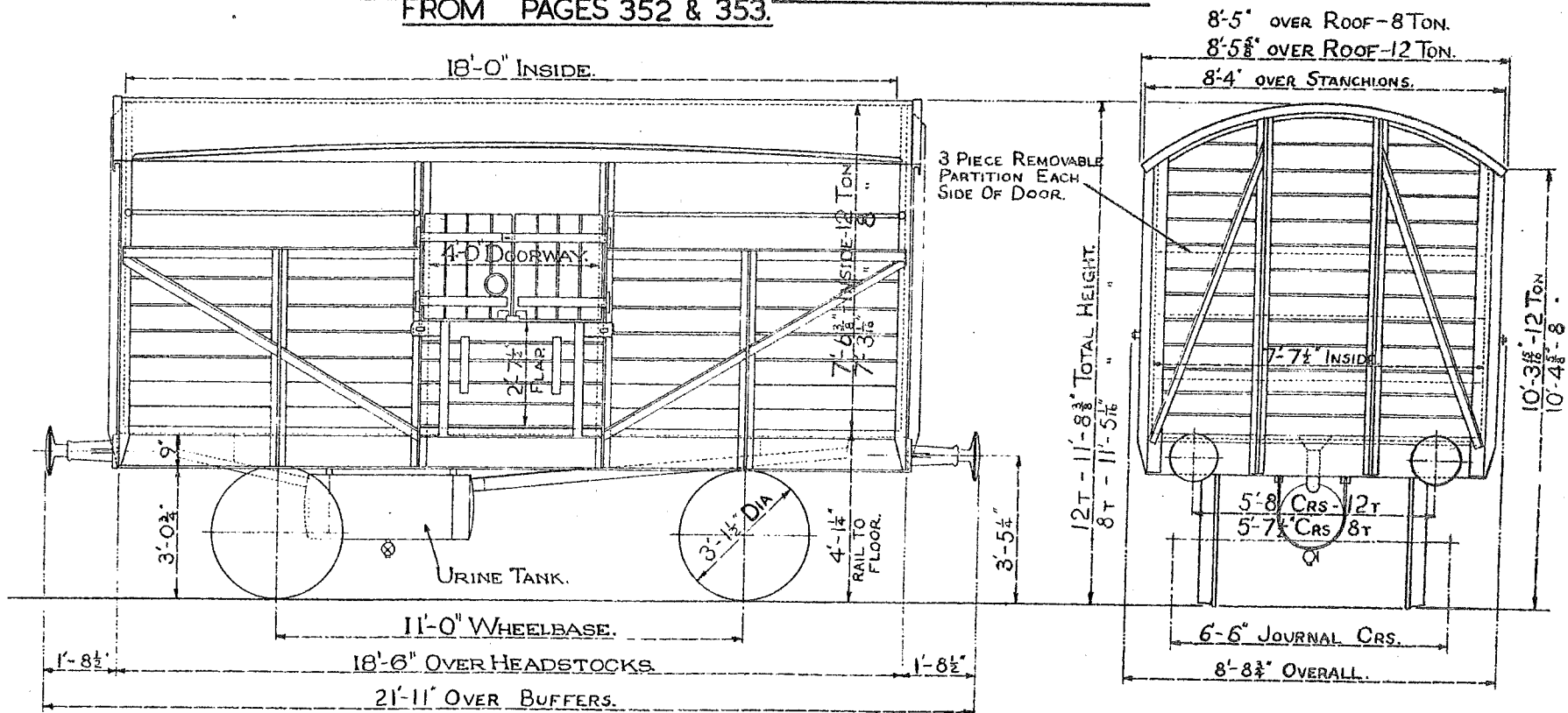
MINIMUM CURVE 1 CHAIN.

SCALE 0 1 2 3 4 5 6 7 8 9 10 FEET.

8&12 TON CATTLE WAGONS.
 CONVERTED FOR USE ON DOVER-DUNKERQUE FERRY SERVICE.
 FROM PAGES 352 & 353.

354.

VEHICLE NOS.	
8 TON.	12 TON.
QUAN. 14.	QUAN. 26.
B893083	B891509
" 3107	" 1636
" 3162	" 1644
" 3174	" 1677
" 3191	" 1679
" 3398	" 1703
" 3409	" 1759
" 3429	" 1799
" 3450	" 1808
" 3481	" 1814
" 3504	" 1849
" 3538	" 1904
" 3560	" 1951
" 3642	" 2033
	" 2061
	" 2132
	" 2138
	" 2181
	" 2253
	" 2264
	" 2296
	" 2298
	" 2325
	" 2469
	" 2475
	" 6170



TEL. CODE - OXFIT. TARE - 8 TON - 4 CWT - 12 T WAGONS.

" 7 " 18 " - 8 " "

A.V.B. & HANDBRAKE. DOORS - 2 SIDE & 2 FLAP.

MIN. CURVE - 1 CHAIN. FLOOR AREA - 137 SQ. FT.

CU. CAP. - 12 T. = 955 CU. FT. — 8 T. = 920 CU. FT.

JOURNAL SIZE - 8 TON = 8" x 3 3/4" — 12 TON = 9" x 4 1/4"

BUFFERS - SPINDLE. BUFFER HEADS - 1'-1" DIA.

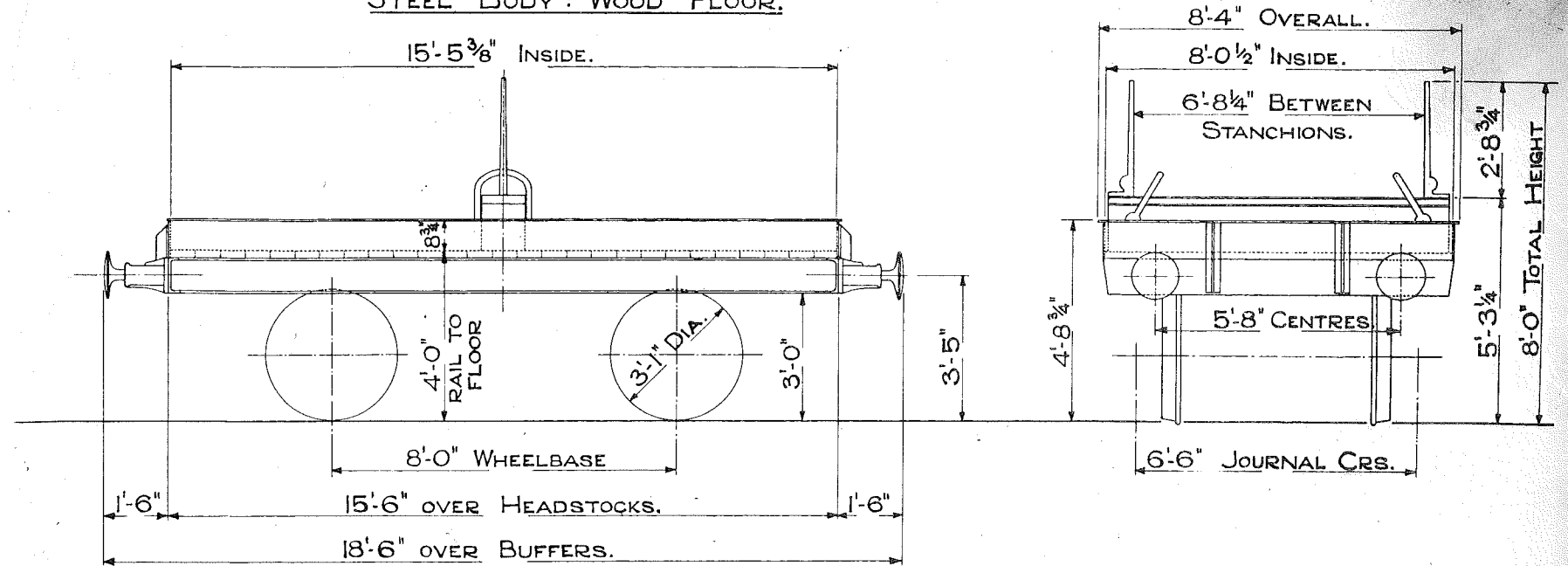
BODY - WOOD. FLOOR - WOOD.

COUPLINGS - SCREW.

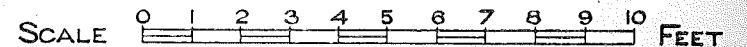
13 TON SINGLE BOLSTER WAGON.

400

STEEL BODY: WOOD FLOOR.



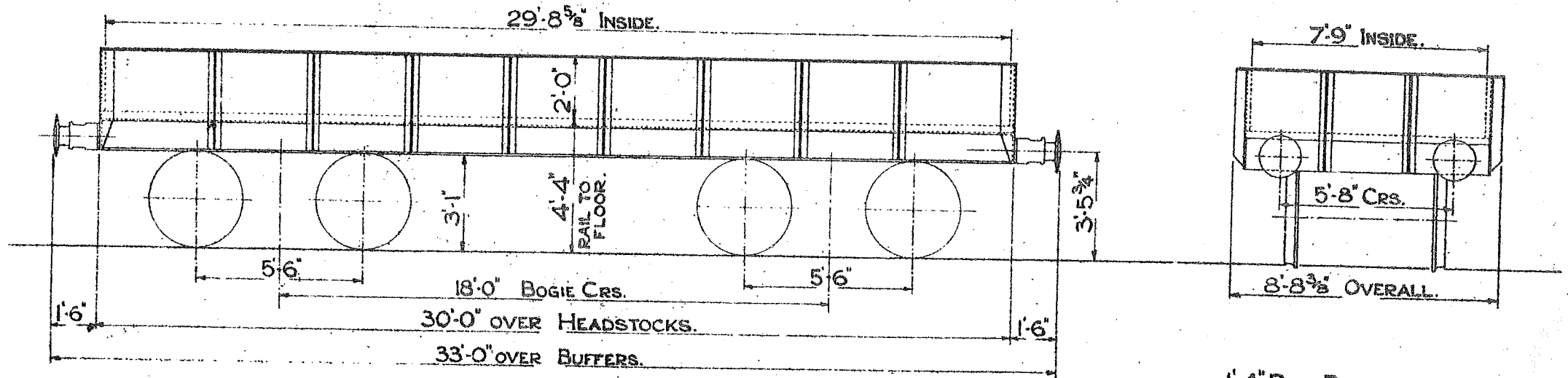
TEL. CODE-SINGLE. TARE 6 TONS 10 CWTs.
MORTON BRAKE
MINIMUM CURVE 1 CHAIN.



42 TON STRIP COIL WAGON. B.R.

401.

LETTERED - STRIP COIL.



TEL. CODE - STRIP COIL. TARE - 18 TONS 4 CWTs.
CAPACITY - 460 CU. FT.
MINIMUM CURVE - 1 CHAIN.

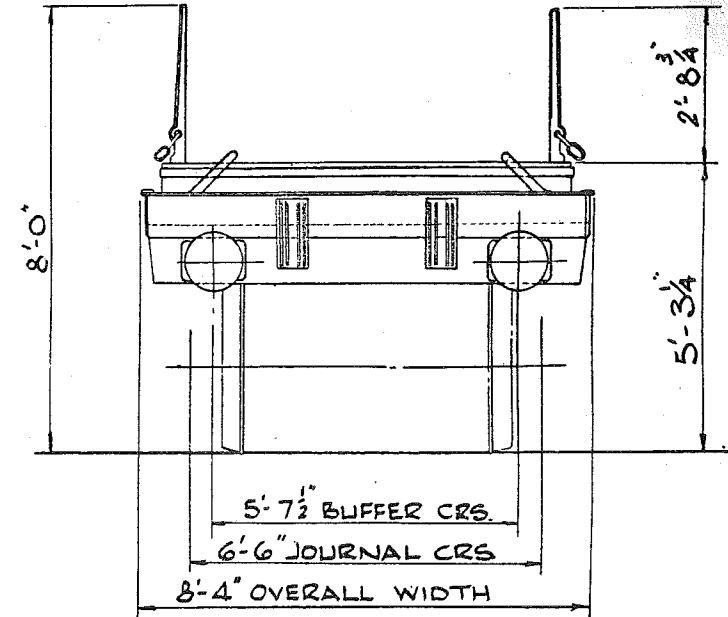
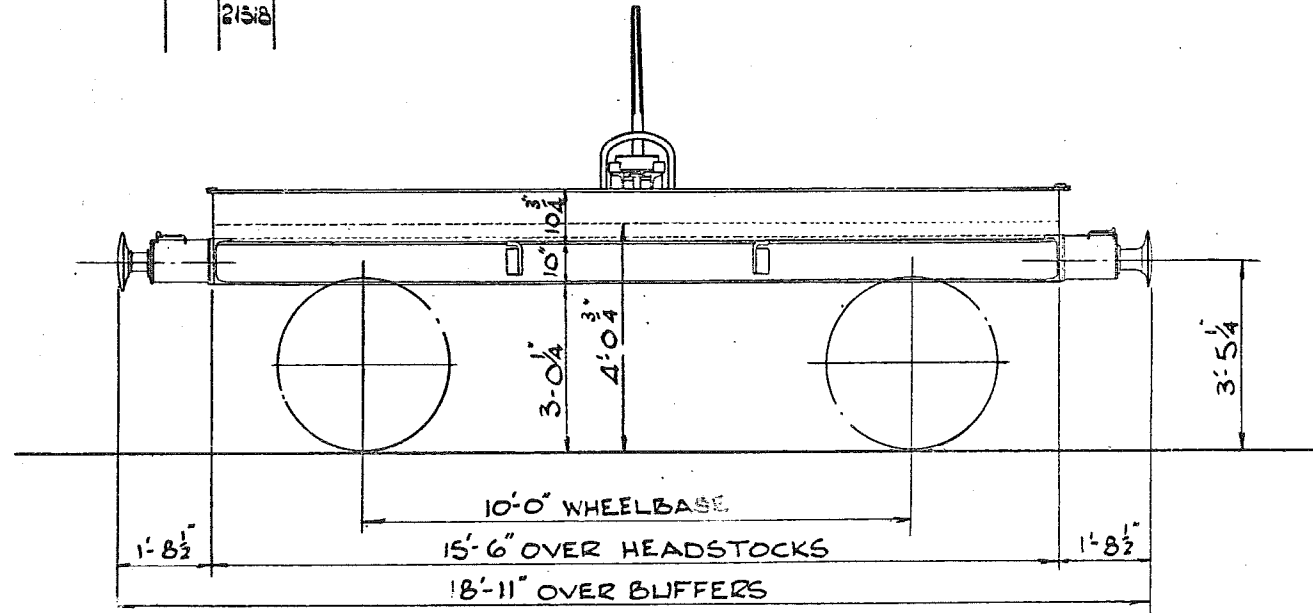
1'-4" DIA. BUFFERS.
3'-1/2" DIA. WHEELS.
10x5" JOURNALS.



13 TON SINGLE BOLSTER WAGON

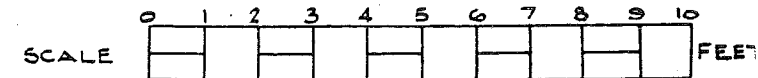
402

LOT	DRS
NO	NO
3005	07
	2/5/8



TEL CODE:
 TARE : 6 TONS 7 CWTS
 MIN CURVE: 1 CHAIN
 BRAKE: MORTON HANDBRAKE
 FLOOR: WOOD

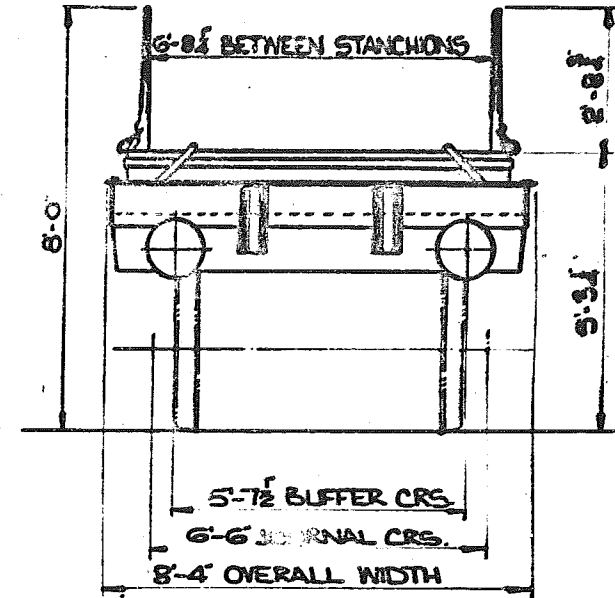
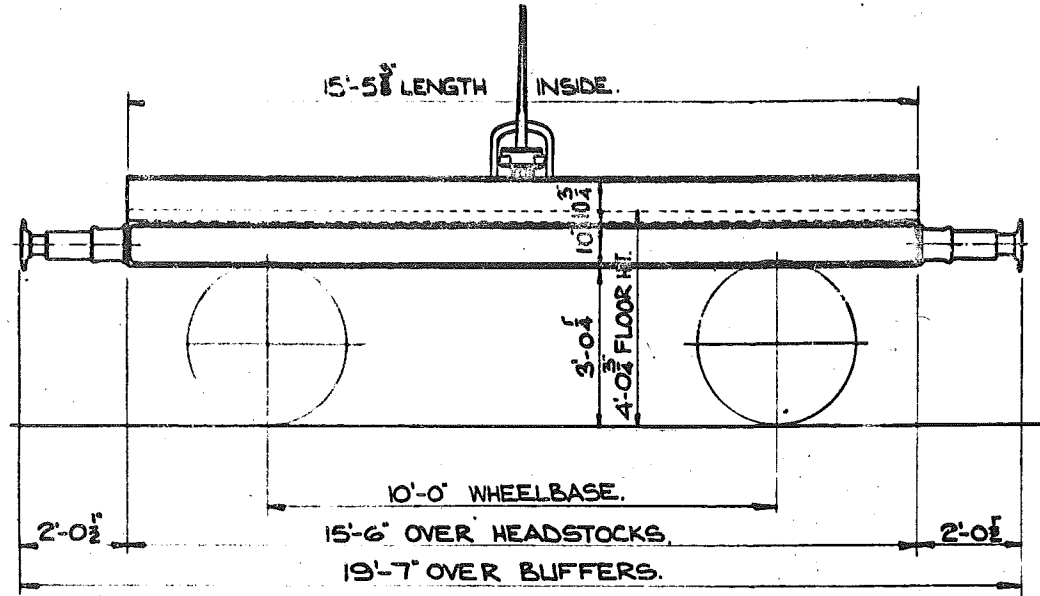
WHEELS: 3'-1 1/2" DIA.
 JOURNALS: 9" x 4 1/4"
 COUPLINGS: SCREW
 BUFFERS: HYDRAULIC
 BUFFER HEADS: 1'-1" DIA



13 TON SINGLE BOLSTER WAGON.

405

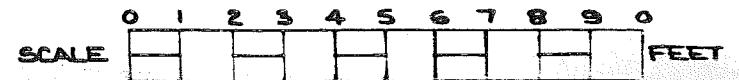
LOT N ^o	DRG. N ^o
3125	SW/CN 22262



TEL. CODE:
TARE:
MIN CURVE: 1 CHAIN.
BRAKE: A.V.B. & MORTON.

FLOOR: WOOD.
WHEELS: 3'-1 1/2\"/>

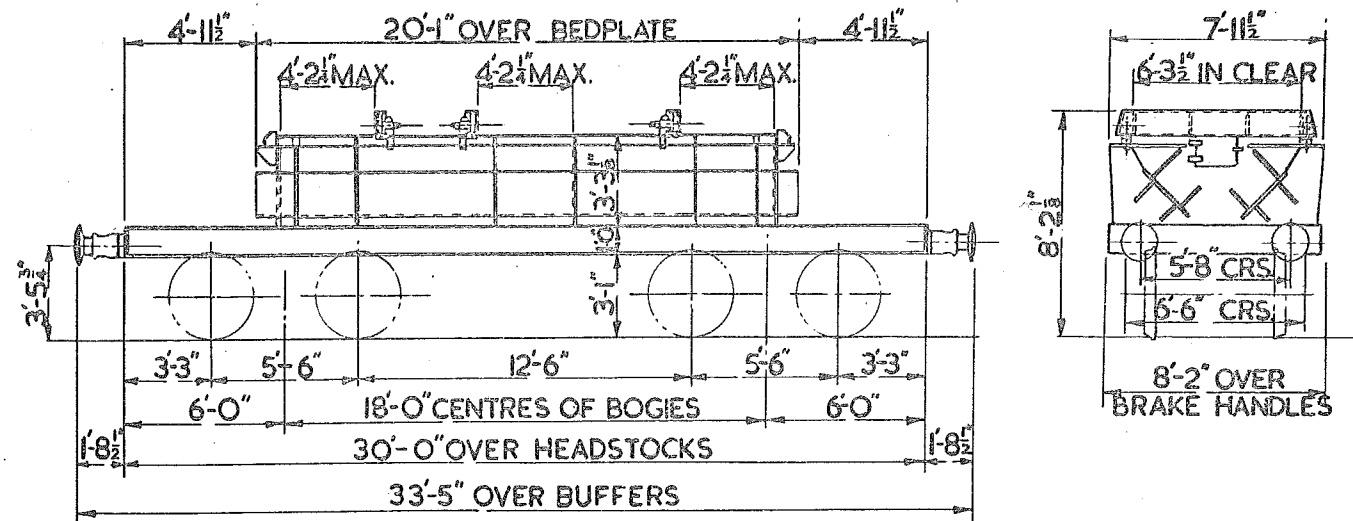
JOURNALS: 9\"/>



42 TON COIL STRIP WAGON

406

LETTERED	TEL. CODE	LOT No.	QTY	VEH. No
STRIPCOIL	STRIPCOIL	9/2209	1	949004



TARE:- 22 TONS 13 CWTS.

MIN. CURVE:- 1 CHAIN

BRAKE:- HAND LEVER & A.V.B.

BODY:- STEEL

FLOOR:- STEEL

WHEELS:- 3'-1 1/2"

JOURNALS:- 10x5"

BUFFER HEADS:- 1'-4" DIA.

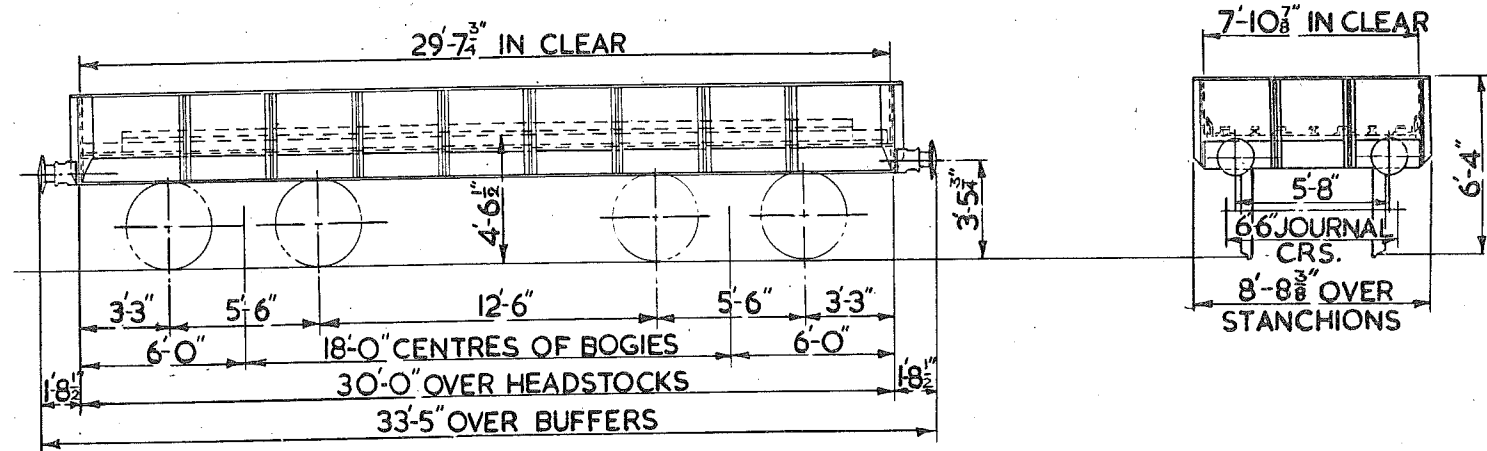
COUPLINGS:- STD. SCREW

BUFFERS:- SELF CONTAINED

LETTERED	TEL.CODE	LOT No.	QTY.	VEH. No.
STRIPCOIL	STRIPCOIL	9/2209	1	B949021

42 TON COIL STRIP WAGON (HOT COIL)

407



TARE:- 23 TONS

MIN. CURVE:- 1 CHAIN

BRAKE :- HAND LEVER & A.V.B.

BODY:- STEEL

FLOOR:- STEEL FACED
ASBESTOS

WHEELS:- 3'-1 1/2" DIA.

JOURNALS:- 10" x 5"

BUFFERS:- SELF CONTAINED

BUFFER HEADS:- 1'-4" DIA.

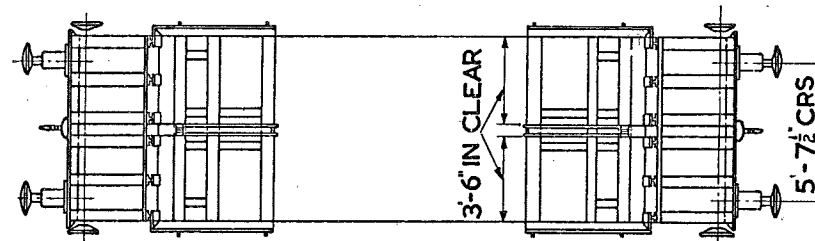
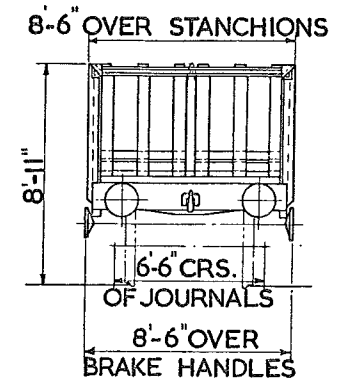
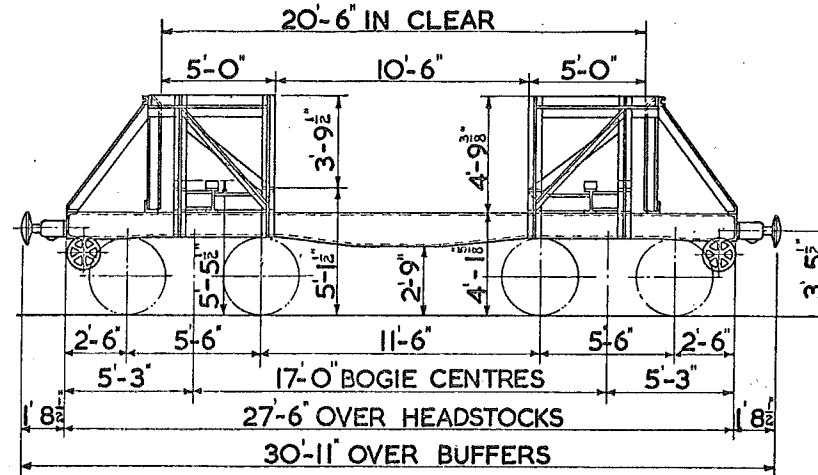
COUPLINGS:- STD. SCREW

60 TON SLAB WAGON

DOUBLE TIER LOADING

408

LETTERED	TEL-CODE	LOT No	QTY.	VEH.No.
SLAB. A.	SLAB. A.	PART 3359 MODIFIED TO N.W.O/3833/ 82/89	20	B949503 B949506 B949508 B949509 B949511 B949512 B949517 B949519 B949525 B949527 B949535 B949536 B949537 B949539 B949541 B949542 B949545 B949548 B949549 B949550



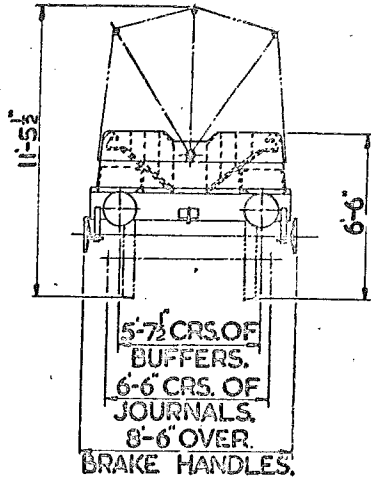
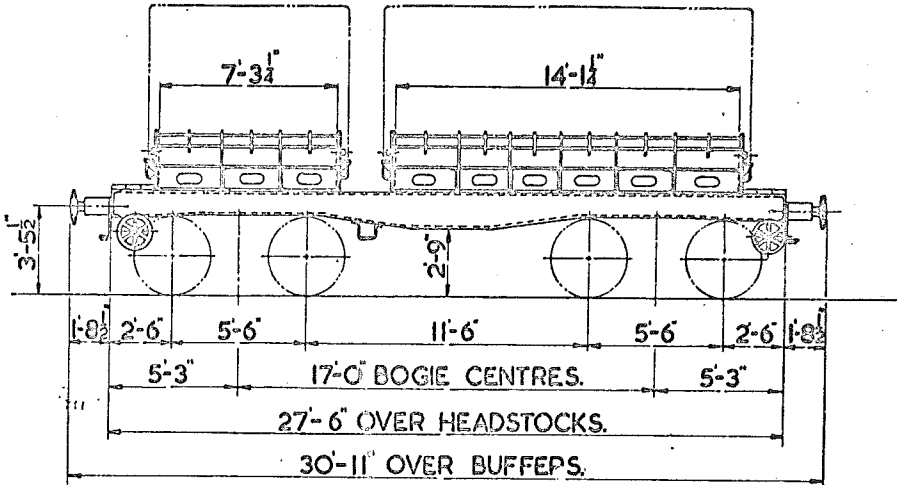
TARE:- 18 TONS 2 CWTS.
MIN. CURVE:- 1 CHAIN
BRAKE:- SCREW & A.V.B.
FLOOR:- STEEL
BODY:- STEEL

WHEELS:- 3'-12 $\frac{1}{2}$ " DIA.
JOURNALS:- 5 $\frac{1}{2}$ " DIA.
BUFFER HEADS:- 1'-4" DIA.
BUFFER:- HYDRAULIC
COUPLINGS:- INSTANTER

60 TON STRIP COIL WAGON
WITH NYLON HOOD

408

LETTERED	TEL-CODE	LOT NO	QTY.	VEH. NO
COIL K	COIL K	3359 PART MODIFIED TO N.W.O. 7867/ 58000.	20	B.949503 B.949506 B.949508 B.949509 B.949511 B.949512 B.949517 B.949519 B.949525 B.949527 B.949535 B.949536 B.949537 B.949539 B.949541 B.949542 B.949545 B.949548 B.949549 B.949550



TARE:- 21 TONS 2 CWTS.
MIN. CURVE:- 1 CHAIN.
BRAKE:- SCREW, A.V.B. & AIR.
BODY:- STEEL.
WHEELS:- 3'-1 1/2" DIA.

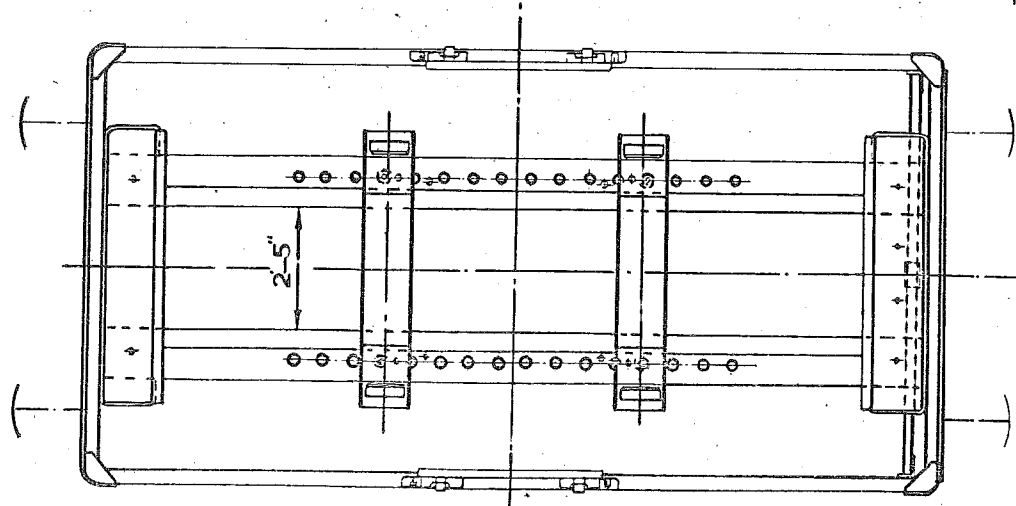
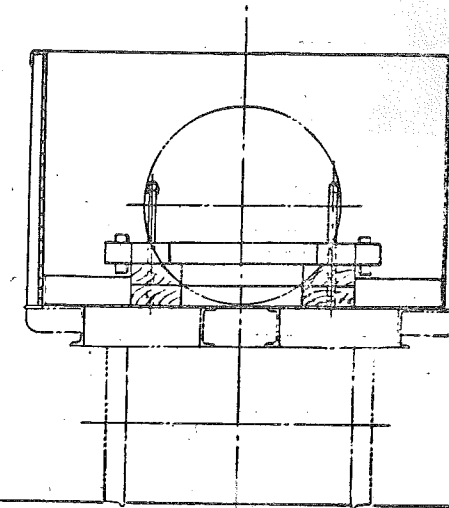
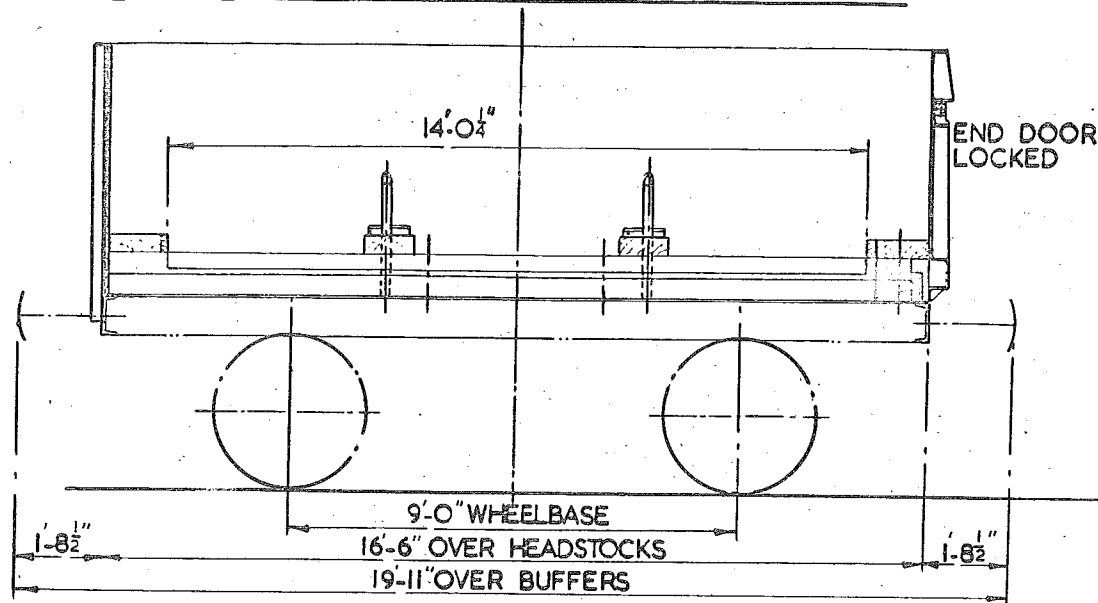
JOURNALS:- 5 1/2" DIA.
BUFFER HEADS:- 1'-4" DIA.
BUFFER:- HYDRAULIC.
COUPLINGS:- INSTANTER.

16 TON STRIP COIL WAGON

CONVERTED FROM 16T. MIN. WAGONS TO B.R. DIAGS. Nos. 108 & 117

409

LETTERED	TEL. CODE	LOT No.	QTY.	VEH. No.
PICKLED COIL TRAFFIC EMPTY TO ABBEYWORKING PORT TALBOT W.R.		NEW WORK ORDERS 7991/82/89 & 7993/82/89	200	SEE NEXT PAGE



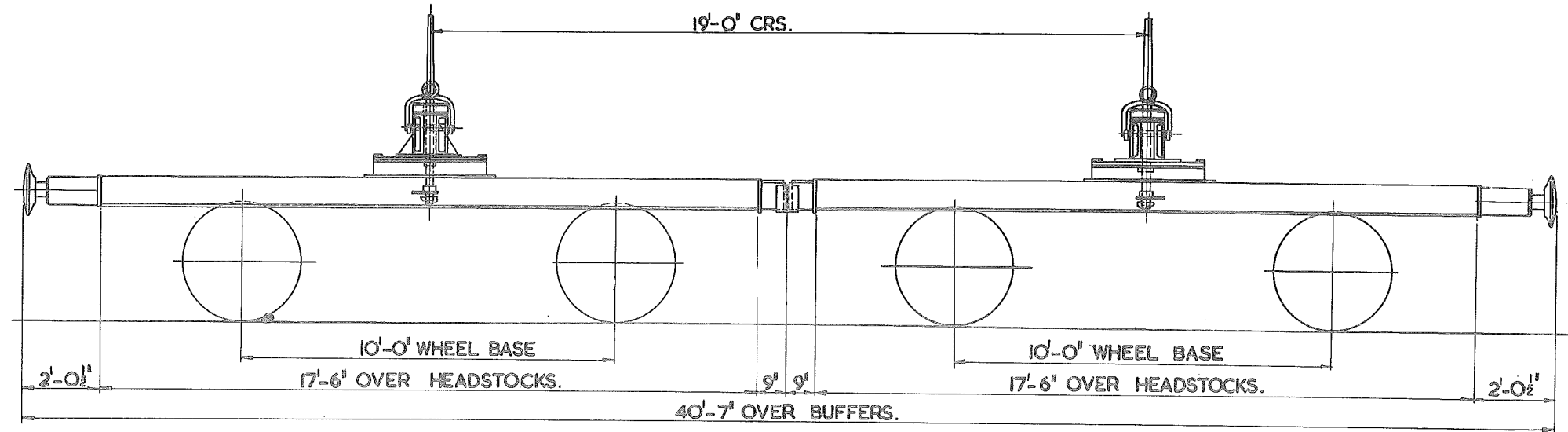
BRAKE:- HAND LEVER & AVB.
TARE:- 9 TONS 12 CWTS.
WHEELS:- 3'-13 1/2" DIA.
JOURNALS:- 9" x 4 1/2"
BUFFERS:- HYDRAULIC
BUFFER HEADS:- 1'-1" DIA.
COUPLINGS:- INSTANTER

16 TON STRIP COIL WAGONS -VEHICLE NUMBERS

VEHICLE No.	ORIGINAL LOT & DIA. No.	VEHICLE No.	ORIGINAL LOT & DIA. No.	VEHICLE No.	ORIGINAL LOT & DIA. No.	VEHICLE No.	ORIGINAL LOT & DIA. No.	VEHICLE No.	ORIGINAL LOT & DIA. No.	VEHICLE No.	ORIGINAL LOT & DIA. No.	VEHICLE No.	ORIGINAL LOT & DIA. No.
B1600007	LOT 3143 DIA. 108	B266690	LOT 2810 DIA. 108	B552322	LOT 3145 DIA. 117	B556518	LOT 2915 DIA. 108	B587464	LOT 2923 DIA. 108	B589171	LOT 2923 DIA. 108	B592919	LOT 3042 DIA. 117
B1600101		B266691		B552392		B556531		B587488		B589362		B592946	
B1600108		B266692		B552510		B556540		B587504		B589381		B593031	
B1600151		B266693		B552578		B556551		B587544		B589424		B593078	
B1600205		B266698		B552754		B556555		B587619		B589470		B593128	
B1600225		B266699		B552755		B556653		B587751		B589595		B593129	
B1600264		B266700		B552756		B556695		B587926		B589770		B593145	
B1600266		B266718		B552894		B556749		B588021		B589797		B593183	
B1600334		B266759		B552904		B556751		B588030		B589846		B594224	
B1600561		B550055		B554472		B556771		B588035		B589918		B594254	
B1600563	LOT 2907 DIA. 108	B550141	LOT 2912 DIA. 108	B556782	LOT 2915 DIA. 108	B588086	LOT 2923 DIA. 108	B590007	LOT 2923 DIA. 108	B590007	LOT 2923 DIA. 108	B594305	LOT 3062 DIA. 108
B261315		B550151		B554608		B556879		B588087		B590016		B595233	
B261369		B550204		B554615		B556882		B588110		B590023		B595307	
B261436		B550212		B554806		B556882		B588139		B590100		B595322	
B261514		B550289		B554822		B556926		B588165		B590113		B595353	
B261570		B550359		B554843		B557005		B588219		B590156		B595363	
B261608		B550446		B554871		B557823		B588224		B590247		B595420	
B261650		B550492		B554889		B557978		B588224		B590281		B595421	
B266272		B551617		B555320		B557992		B588306		B590293		B595436	
B266352		B551673		B555361		B558105		B588394		B590299		B595476	
B266445	B551693	B555379	B558112	B588494	B590299								
B266454	B551847	B555380	B558160	B588549	B592213								
B266462	B551885	B555520	B558194	B588624	B592233								
B266638	B551893	B555642	B558208	B588835	B592283								
B266684	B551935	B555649	B558491	B588870	B592426								
B266685	B552000	B555725	B558495	B588892	B592496								
B266686	B552019	B555732	B558585	B588948	B592558								
B266687	B552049	B556282	B558678	B588989	B592563								
B266688	B552076	B556344	B558730	B589051	B592614								
B266689	B552258	B556395	B587326	B589075	B592648								
		B556398	B587376	B589114	B592649								

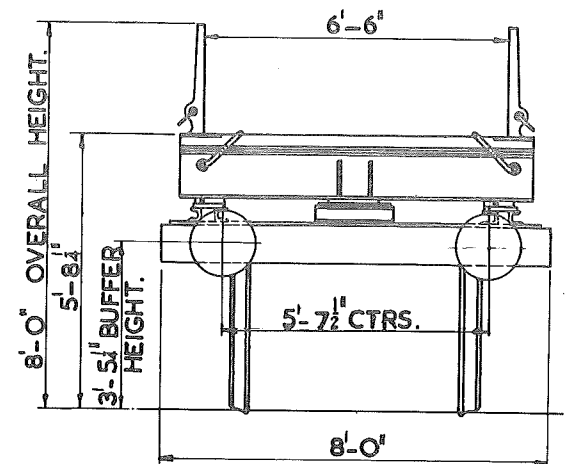
TWIN BOLSTERS – CONVERTED FROM LOWFITS.

BRI/410.



TEL. CODE: TWIN.
 TYPE CODE: TWIN.
 MINIMUM CURVE: 1 CHAIN.
 TARE: 14 TON 4 CWT.
 CARRYING CAPACITY: 26 TONS.
 TYPE OF BRAKE : A.V. B. & HAND LEVER.

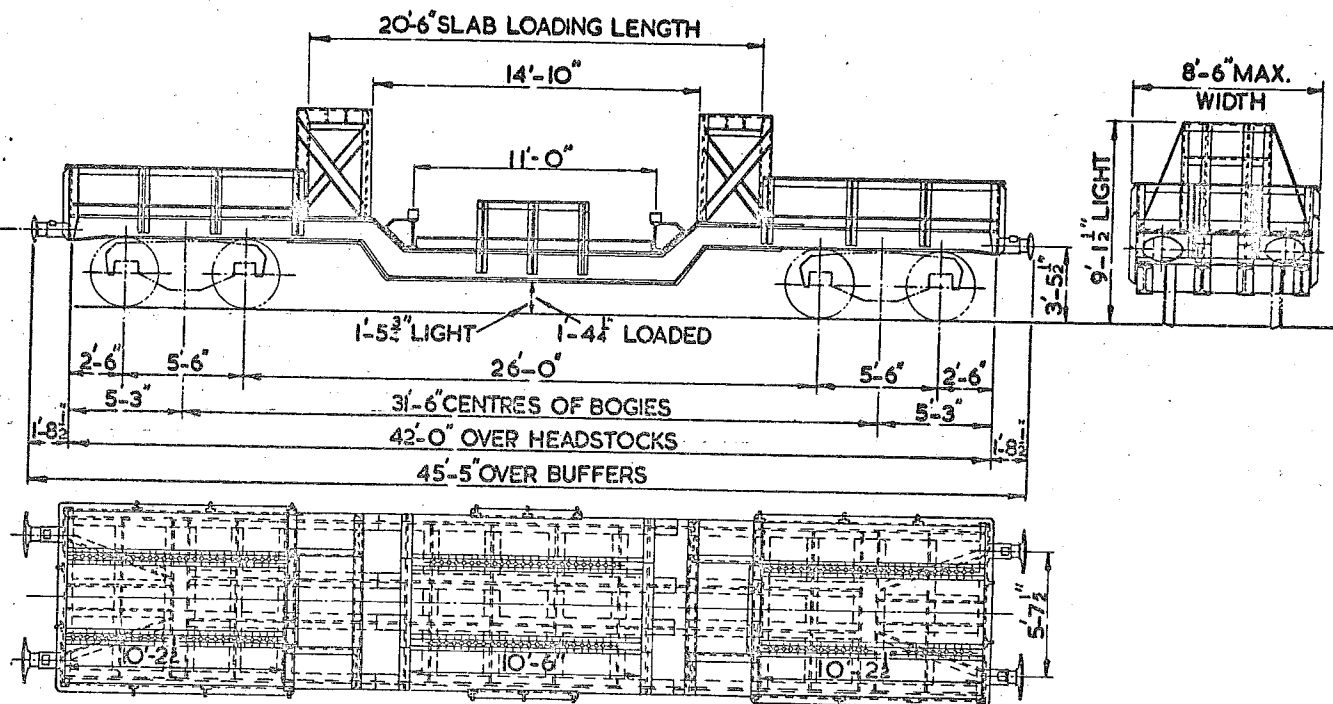
SPRING : LAMINATED.
 SUSPENSION : SHOE.
 WHEELS : 3'-1 1/2" DIA.
 JOURNALS : 9" x 4 1/2" DIA. PLAIN BEARINGS.
 BUFFERS : HYDRAULIC – 16" DIA. HEAD.
 COUPLINGS : INSTANTER.
 UNDERFRAME : STEEL – RIVETED
 SWIVEL BOLSTERS.



LETTERED	LOT.No.	QTY.	VEH. Nos.
SLABCOIL	3424	58	B949551 TO B949608

45 TON SLAB/COIL

411

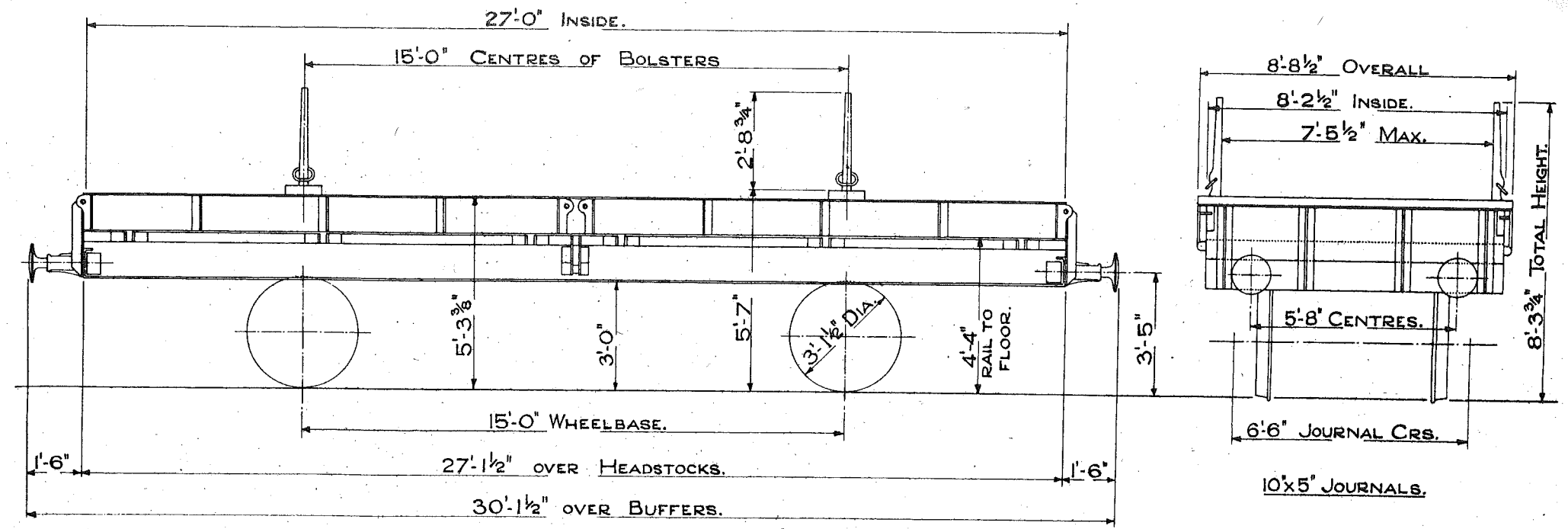


TEL. CODE:- SLABCOIL.
TARE:- 28 TONS-12 CWTs.
MIN. CURVE:- 1 1/2 CHAINS.
BRAKE:- HAND BRAKE & A.V.B.

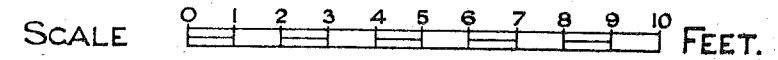
WHEELS:- 3'-1 1/2" DIA.
JOURNALS:- 5 1/2" DIA.
BUFFERS:- SELF CONTAINED HYDRAULIC.
BUFFER HEADS:- 24x14" OVAL.
COUPLINGS:- INSTANTER.

21 TON DOUBLE BOLSTER WAGON.

415

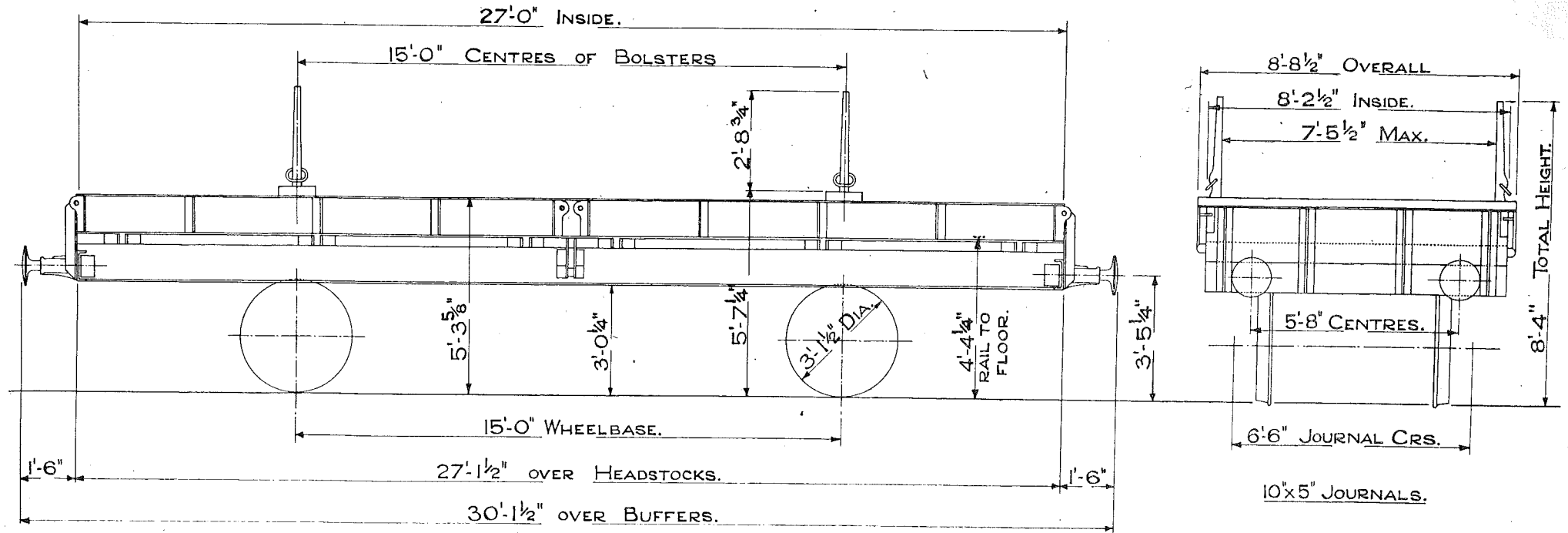


TEL. CODE - DOUBLE TARE 9 TONS 18 CWTs.
 TYPE OF BRAKE - 20 TON STANDARD HAND LEVER.
 MINIMUM CURVE 1 1/2 CHAINS.
 REMOVABLE BOLSTERS. DROP SIDES.

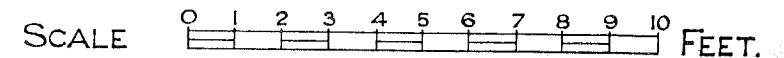


21 TON DOUBLE BOLSTER WAGON.

416



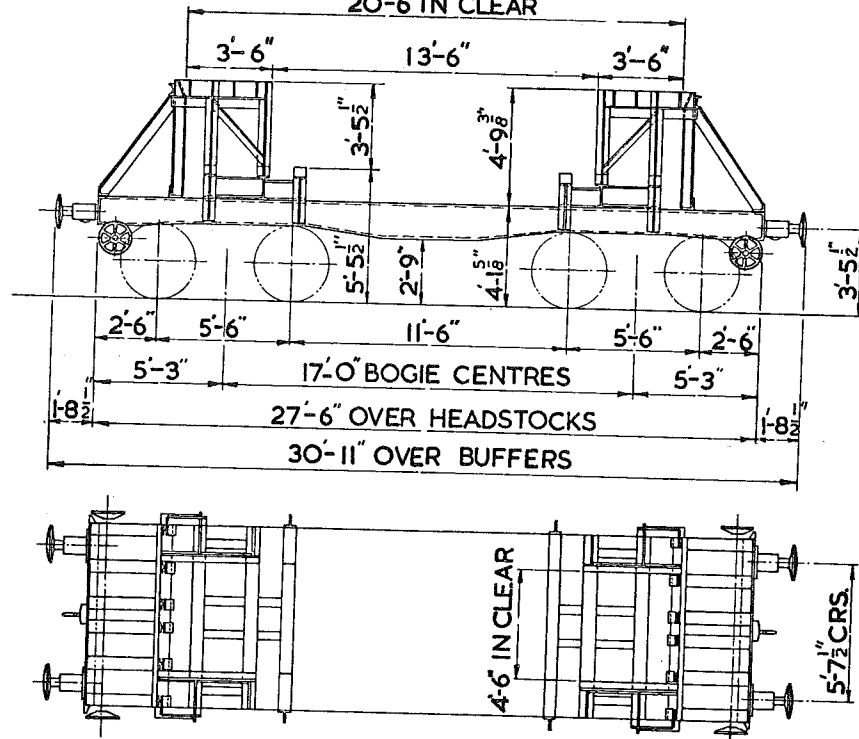
TEL. CODE - DOUBLE TARE 9 TONS 18 CWTs.
 TYPE OF BRAKE - 20 TON STANDARD HAND LEVER.
 MINIMUM CURVE 1 1/2 CHAINS.
 REMOVABLE BOLSTERS. DROP SIDES.



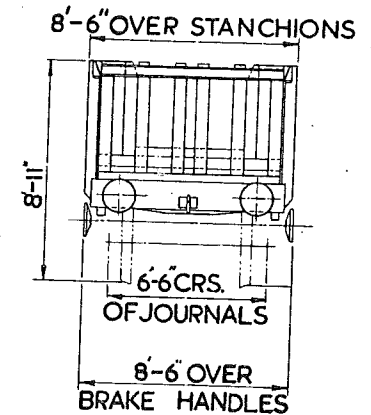
LETTERED	TEL-CODE	LOT No.	QTY.	VEH No.
SLAB. B.	SLAB. B.	PART 3359	17	B949504 B949510 B949513 B949520 TO B949524 B949529 B949531 TO B949534 B949538 B949540 B949544 B949514
		MODIFIED TO NWC/3832/ 82/89		

57 TON SLAB WAGON

(SINGLE TIER LOADING - 6 SLABS)
20'-6" IN CLEAR



417



TARE:- 18 TONS 14 CWTs.
 MIN. CURVE:- 1 CHAIN
 BRAKE:- SCREW & A.V.B.
 FLOOR:- STEEL
 BODY:- STEEL

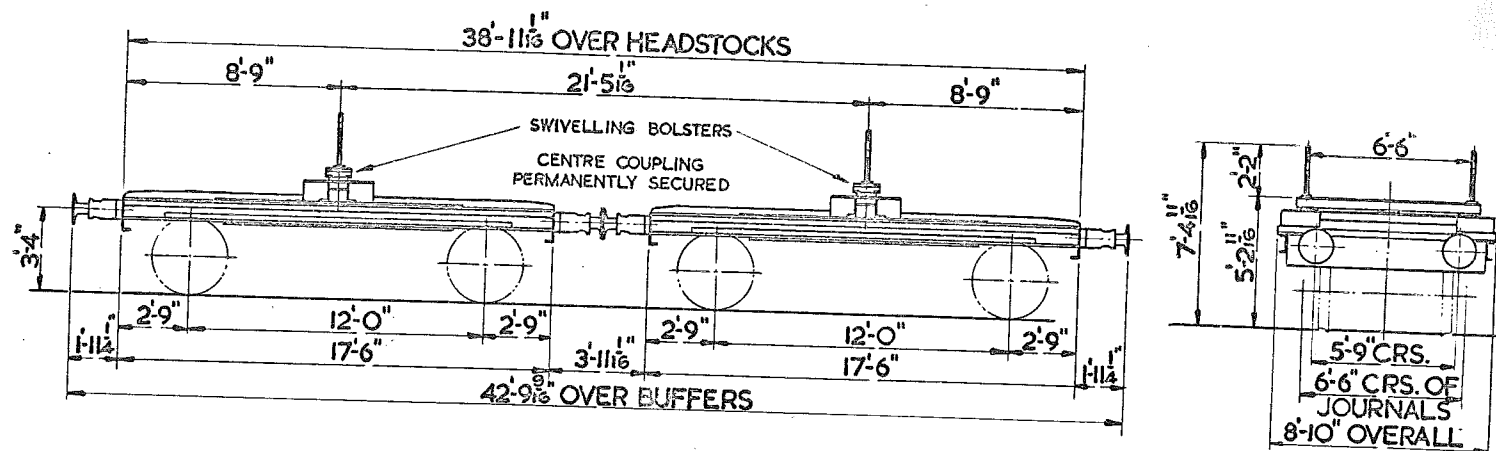
WHEELS:- 3'-1 1/2" DIA.
 JOURNALS:- 5 1/2" DIA.
 BUFFER HEADS:- 1'-4" DIA.
 BUFFER:- HYDRAULIC.
 COUPLINGS:- INSTANTER.

22TON TWIN BOLSTER WAGON

(CONVERTED FROM W.D. 11TON RAMP WAGONS)

418

LETTERED	TEL CODE	LOT N ^o	QTY	VEH N ^o
		3419	22 SETS	W162500 TO W162543



TARE :- 19 TONS 14 CWTS
 MIN CURVE :- 1 1/2 CHAINS
 BRAKE :- HAND LEVER
 FLOOR :- WOOD
 COUPLINGS :- SCREW

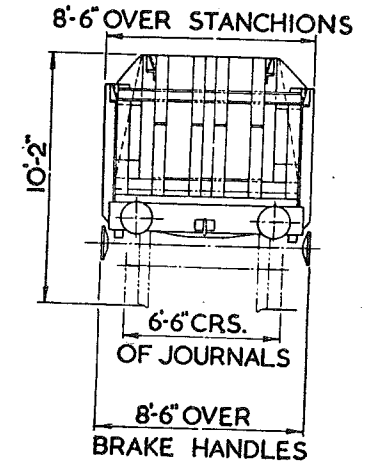
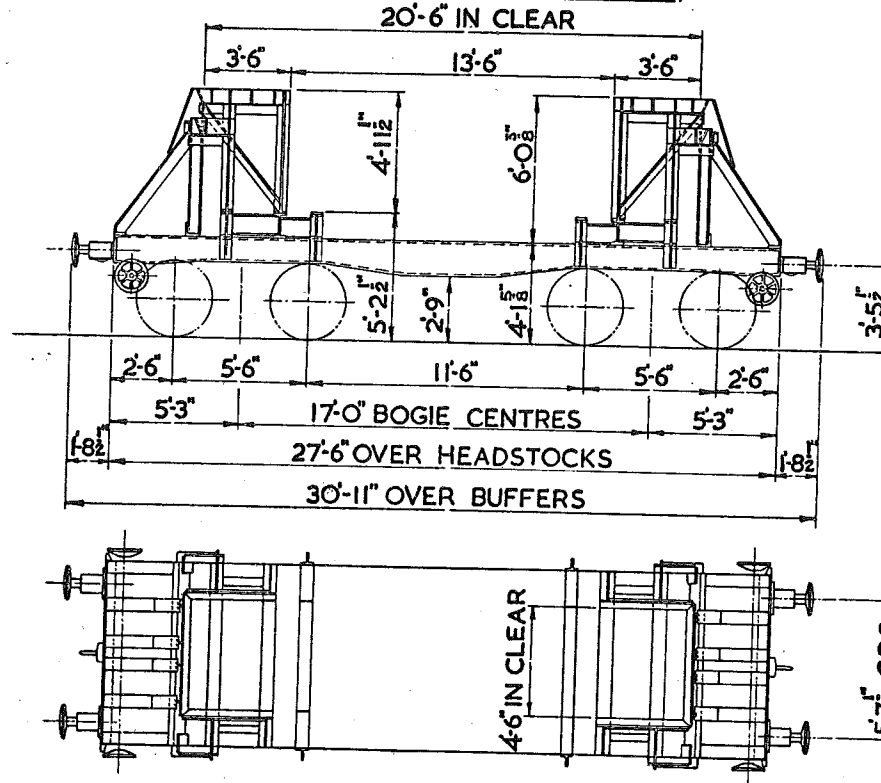
WHEELS :- 3'-1 1/2" DIA.
 JOURNALS :- 9" x 4 1/2"
 BUFFER HEADS :- 1'-4" DIA.
 BUFFERS :- SELF CONTAINED

57 TON SLAB WAGON

(SINGLE TIER LOADING-8 SLABS)

419

LETTERED	TEL-CODE	LOT N ^o	QTY.	VEH. N ^o
SLAB C	SLAB C	3359 (PART)	13	B 949501 B 949502 B 949505 B 949507 B 949515 B 949516 B 949518 B 949526 B 949528 B 949530 B 949543 B 949546 B 949547



TARE :- 19 TONS 5CWTS.
 MIN. CURVE :- 1 CHAIN
 BRAKE :- SCREW & A.V.B.
 FLOOR :- STEEL
 BODY :- STEEL

WHEELS :- 3'-1 1/2" DIA.
 JOURNALS :- 5 1/2" DIA.
 BUFFER HEADS :- 1'-4" DIA.
 BUFFERS :- HYDRAULIC
 COUPLINGS :- INSTANTER

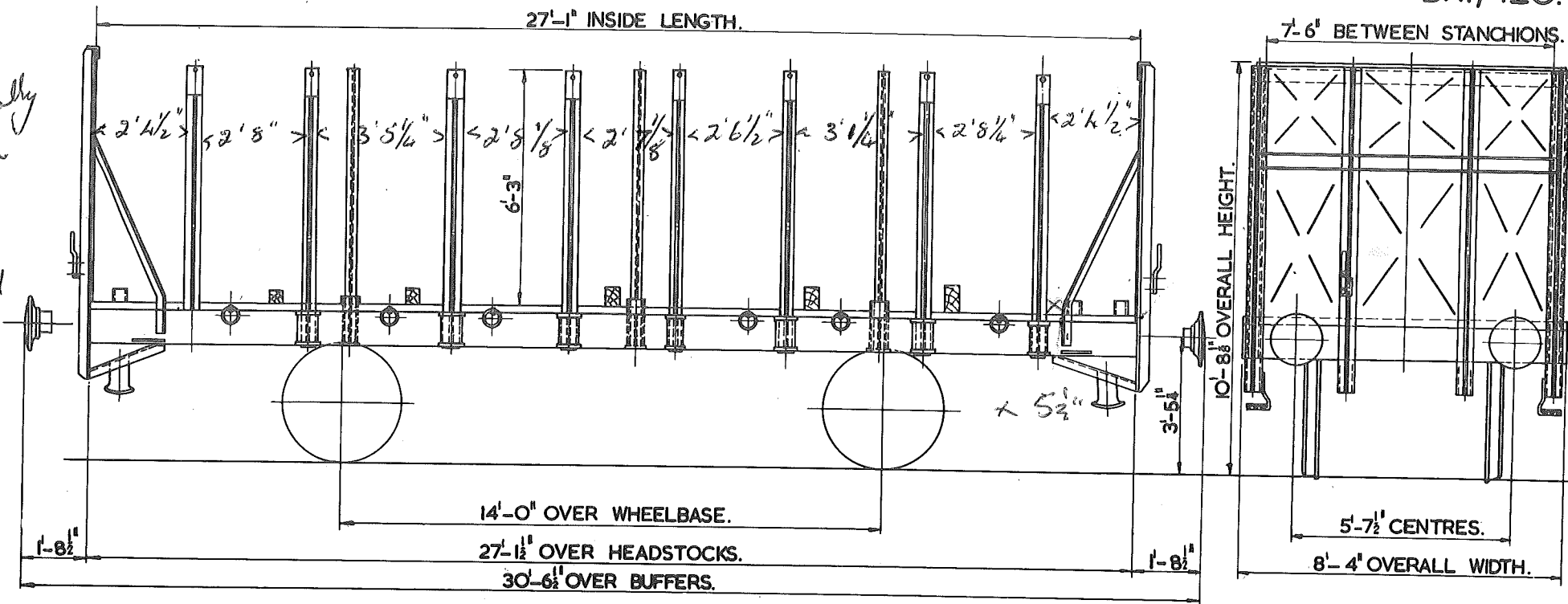
15 TONS OPEN TIMBER TRUCK.

BRI/420.

24/5/74

H Bright says
this wagon is virtually
a 22 ton plate wgn
& will carry say
20 tons distributed
evenly.

Dgn 455546.
Lot 3465
Ashford 1962.



TEL. CODE : TIMBER.
TYPE CODE : TIMBER.
MINIMUM CURVE : 1 1/4 CHAIN.
TARE : 10TON. 17CWT.
CARRYING CAPACITY : 15 TON.
TYPE OF BRAKE : A.V.B. & HAND LEVER.

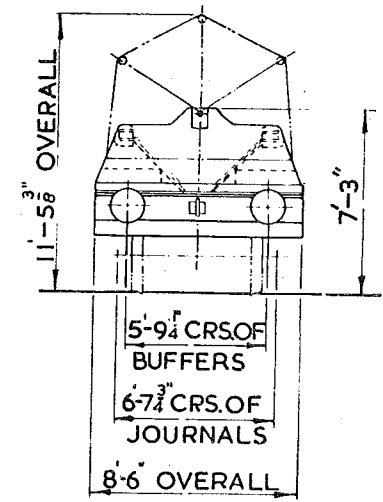
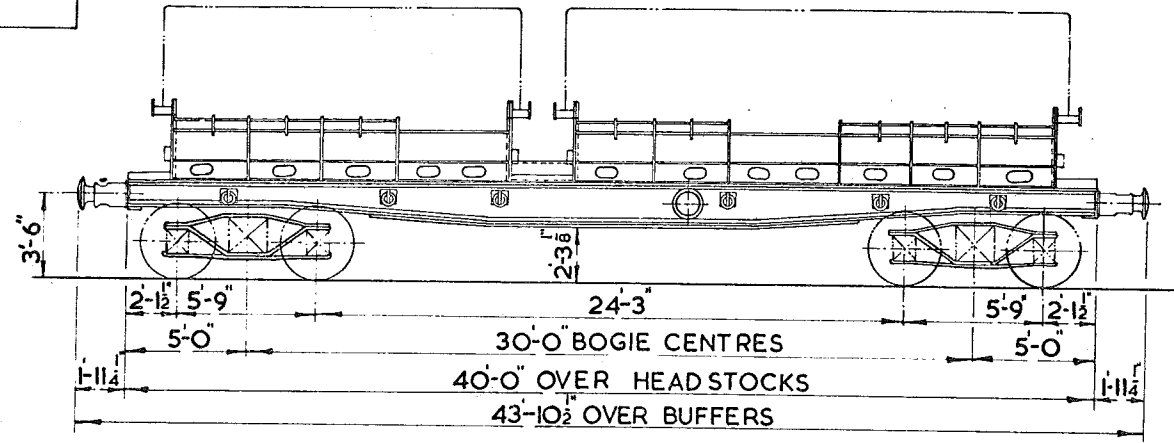
SPRINGS : LAMINATED.
SUSPENSION : SHOE.
WHEELS : 3'-1 1/2" DIA.
JOURNAL : 4 1/8" DIA. ROLLER BEARINGS.
BUFFERS : HYDRAULIC - 16" DIA. HEAD.
COUPLINGS : INSTANTER.
UNDERFRAME : STEEL - WELDED.
BODY : STEEL END & STANCHIONS - WOOD FLOOR.

44 TON STRIP COIL WAGON

WITH NYLON HOOD.(EX. W.D. WARFLAT)

421

LETTERED	TEL-CODE	LOT N ^o	QTY.	VEH.N ^o
COILE	COILE	(PART)3414 WORKS ORDER 6747/58 000	30	

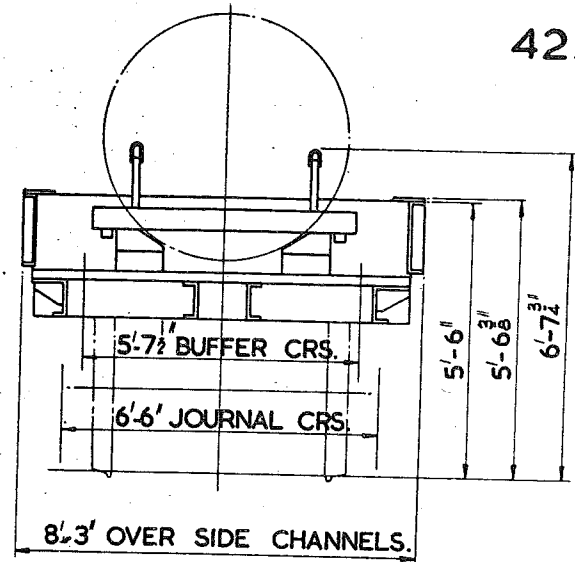
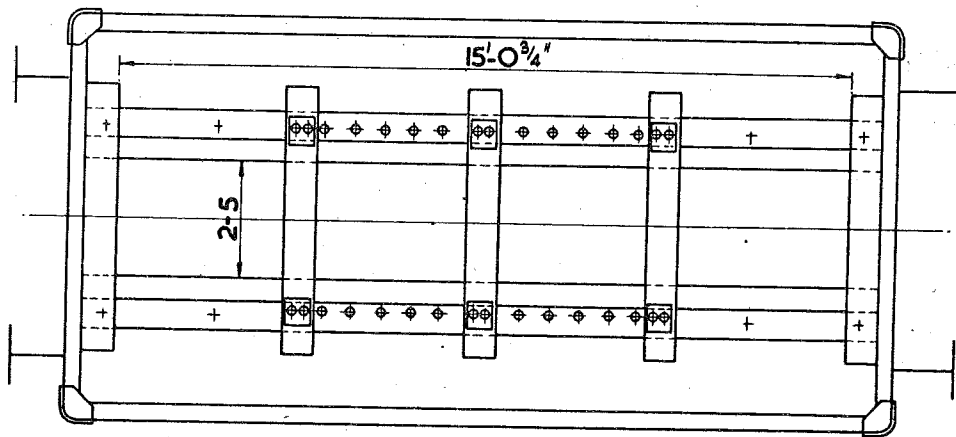
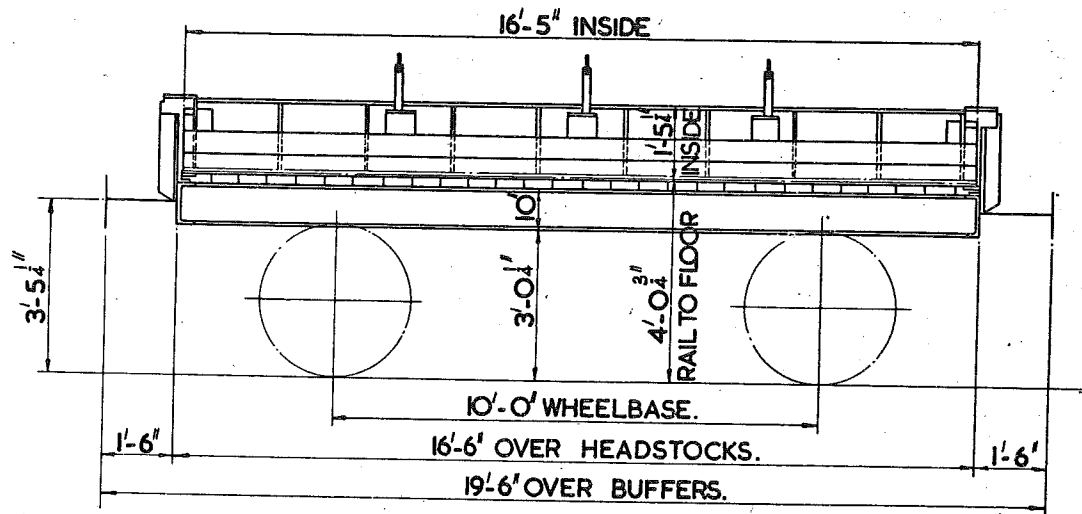


TARE:- 25 TONS OCWTS.
 MIN. CURVE:- 120 FT.
 BRAKE:- SCREW & AVB.

WHEELS:- 3'-0" DIA.
 JOURNALS:- 11" x 5 1/2"
 BUFFER HEADS:- 1'-3 3/4" DIA.
 BUFFERS:- SELF CONTAINED
 COUPLINGS:- SCREW.

24 TON STRIP COIL WAGON.

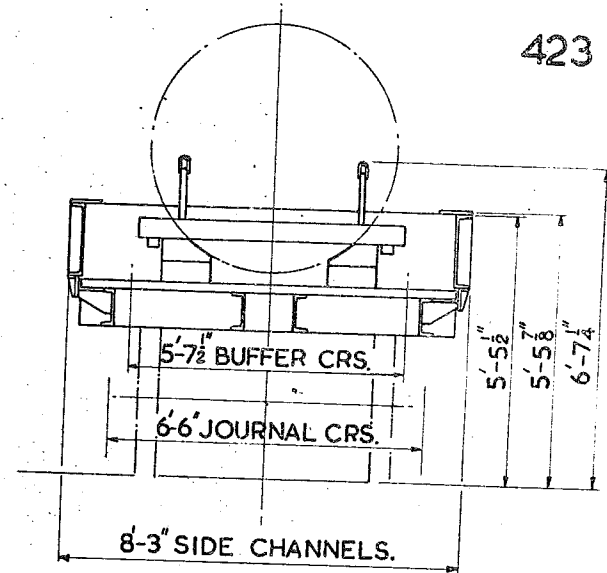
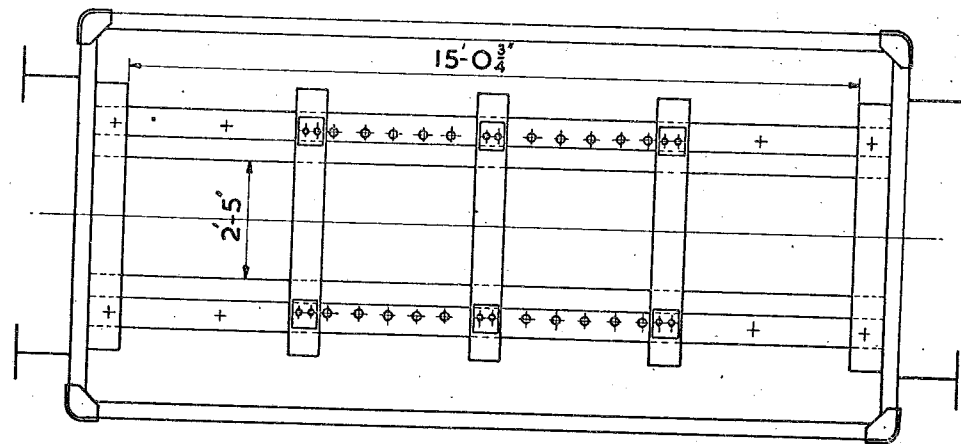
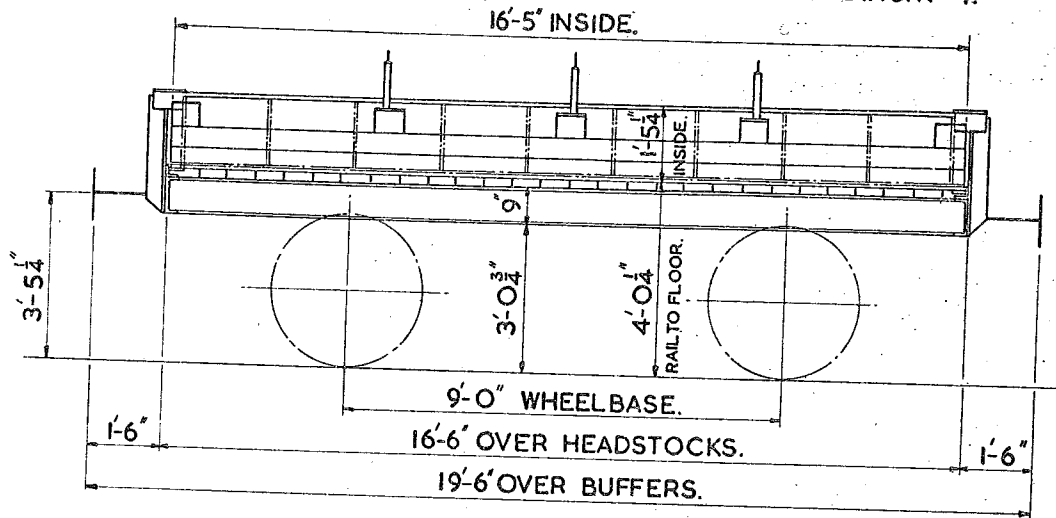
CONVERTED FROM 20 TON PIG IRON WAGON TO B.R. DIAG. No. 7.



422.

BRAKE:- HAND CLASP TYPE.
 TARE:- 9 TONS 6 CWTS.
 WHEELS:- 3'-1 1/2" DIA.
 JOURNALS:- 9x5"
 BUFFERS:- SELF CONTAINED.
 BUFFER HEADS:- 1'-1" DIA.
 COUPLINGS:- THREE LINK.

20 TON STRIP COIL WAGON.
 CONVERTED FROM 20 TON PIG IRON WAGON TO B.R. DIAG. N^o 4.



423

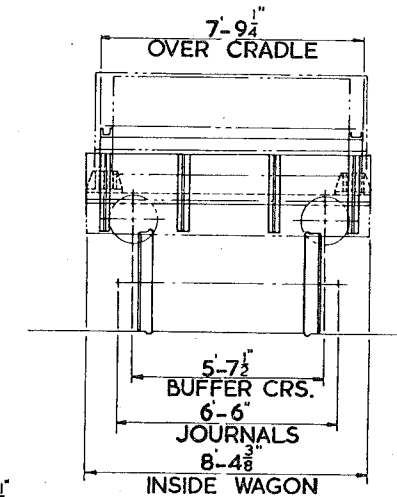
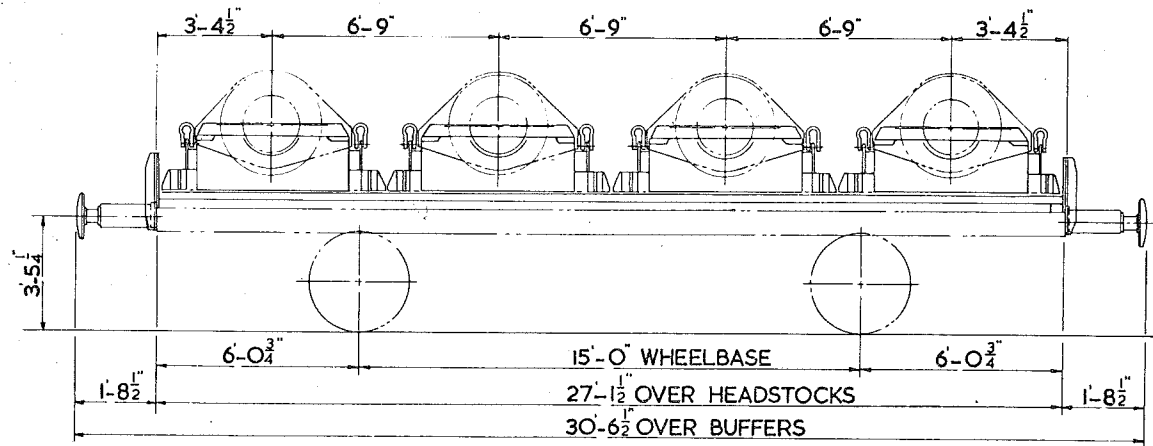
- DOUBLE BRAKE.
- TARE :- 7 TONS 16 CWTs.
- WHEELS:- 3'-1 1/2" DIA.
- JOURNALS:- 10 x 5"
- BUFFERS:- SPINDLE.
- BUFFER HEADS:- 1'-1" DIA.
- COUPLINGS:- THREE LINK.

24 TON STRIP COIL WAGON

424

EX 22 TON PLATE WAGON

LETTERED	TELE CODE	LOT N ^o	QTY	VEH. N ^o
COIL F	COIL F	PART 2199	25	B931170 B931368
		PART 2327		B931653
		PART 2476		B931832
		PART 2604		B932767
		PART 2734		B933286
		PART 2862		B933458
		PART 3223		B935247 B935321 B935335
				B935343 B935404 B935440
				B935459 B935464
				B935734 B935815 B935929
	B936045 B936063 B936234			
	B936318 B936357 B936358			
	B936516			



TEL CODE:- COIL F
 * TARE:- 12 TONS 9 CWT.
 MIN CURVE:- 1 $\frac{1}{2}$ CHAINS
 BRAKE:- AVB & HAND LEVER
 * TARE INCLUDES WEIGHT OF FOUR CRADLES.

CRADLES:- STEEL
 FLOOR:- WOOD
 BUFFERS:- HYDRAULIC
 BUFFER HEADS:- 1'-4" DIA.

WHEELS:- 3'-1 $\frac{1}{2}$ "
 JOURNALS:- 4 $\frac{1}{8}$ " DIA.
 AXLEBOXES:- ROLLER BEARING
 COUPLINGS:- INSTANTER

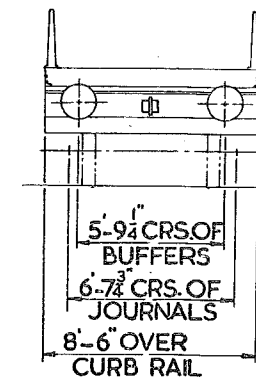
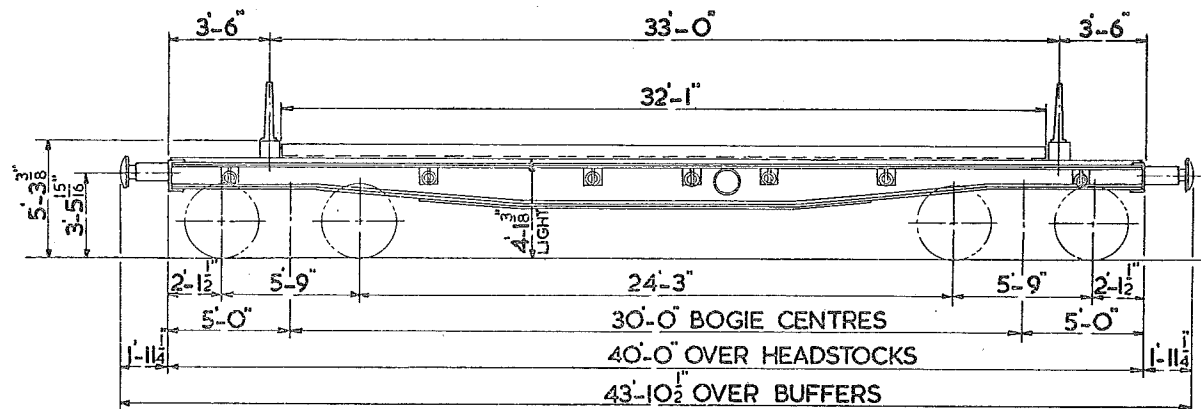
LETTERED	TEL-CODE	LOT NO	QTY.	VEH. NO
STRIP COIL	STRIP COIL	PART 3414 NEW WORK ORDER 4713/82/89	10	W 160006 W 160010 W 160014 W 160022 W 160038 W 160136 W 160146 W 160175 W 160216 W 160250

50 TON FLAT WAGON

425

(EX WARFLAT)

FOR THE CONVEYANCE OF COIL STRIP
LOADED WITH PLATE WIDTH VERTICAL



TARE:- 19 TONS 2CWT.

MIN. CURVE :- 120 FT.

FLOOR:- WOOD

BRAKE :- HAND SCREW & AVB.

WHEELS:- 3'-0" DIA.

JOURNALS:- 11" x 5 1/2"

BUFFER HEADS:- 1'-3 3/4" DIA.

BUFFERS:- SELF CONTAINED

COUPLINGS:- SCREW

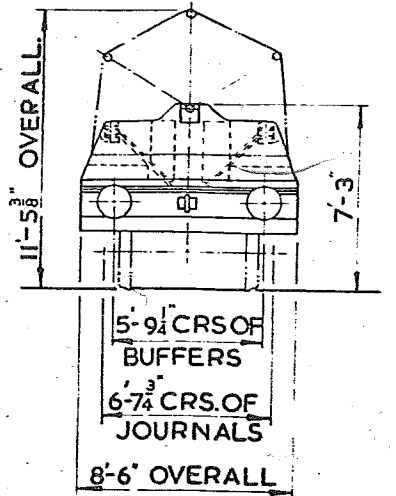
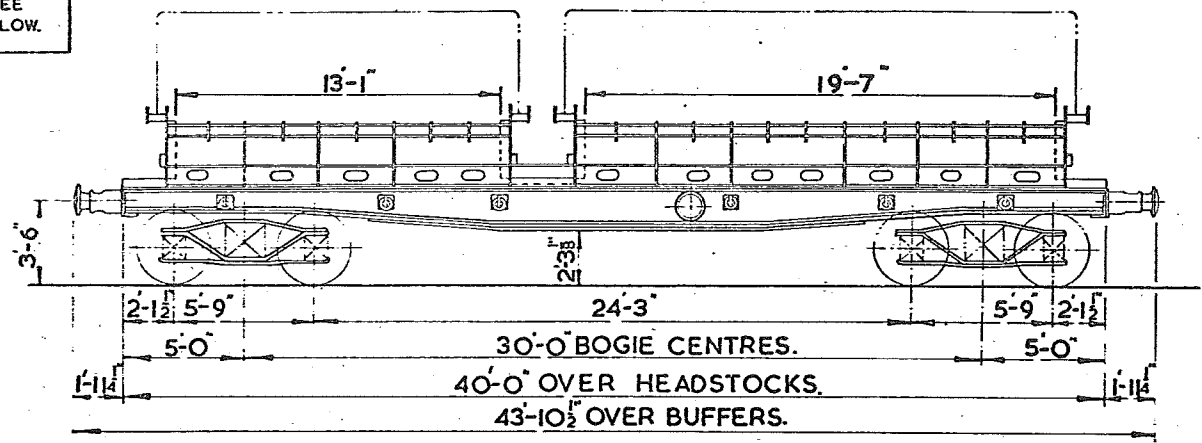
DIAGRAM OF 44 TON STRIP COIL WAGON

WITH NYLON HOOD. (EX. WD. WARFLAT)

426

LETTERED	TEL. CODE	LOT No	QTY.	VEH. No
COIL E	COIL E	PART 3414 WORKS ORDER 6747/58000	20	SEE BELOW.

W 160089	W 161016
W 160090	W 161018
W 160118	W 161028
W 160167	W 161029
W 160171	W 161031
W 160512	W 161032
W 161004	W 161034
W 161006	W 161043
W 161010	W 161045
W 161012	W 161057



TARE:- 25 TONS IICWTS.
 MIN. CURVE:- 120 FT.
 BRAKE:- SCREW & AV.B.

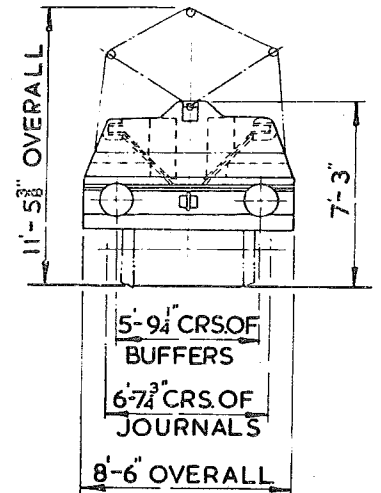
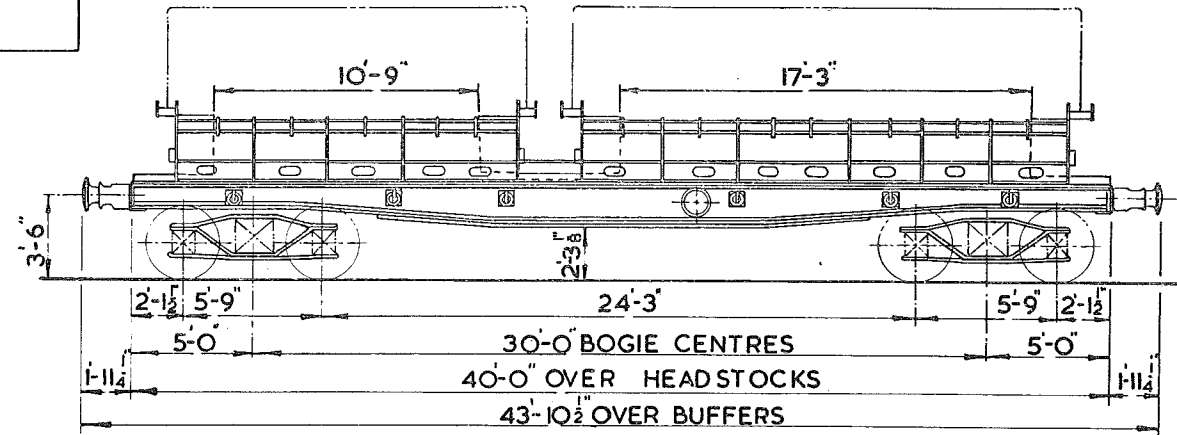
WHEELS:- 3'-0" DIA.
 JOURNALS:- 11" x 5 1/2".
 BUFFER HEADS:- 1'-3 3/4" DIA.
 BUFFERS:- SELF CONTAINED.
 COUPLINGS:- SCREW.

DIAGRAM OF 44 TON STRIP COIL WAGON

WITH NYLON HOOD. (EX. W.D. WARFLAT)

427

LETTERED	TEL-CODE	LOT No	QTY.	VEH.No
COIL G	COIL G	PART 3414 WORKS ORDER 7655/58000	50	



TARE:- 25 TONS 16 CWTs.

MIN. CURVE:- 120 FT.

BRAKE:- SCREW & AV.B.

WHEELS:- 3'-0" DIA.

JOURNALS:- 11" x 5 1/2"

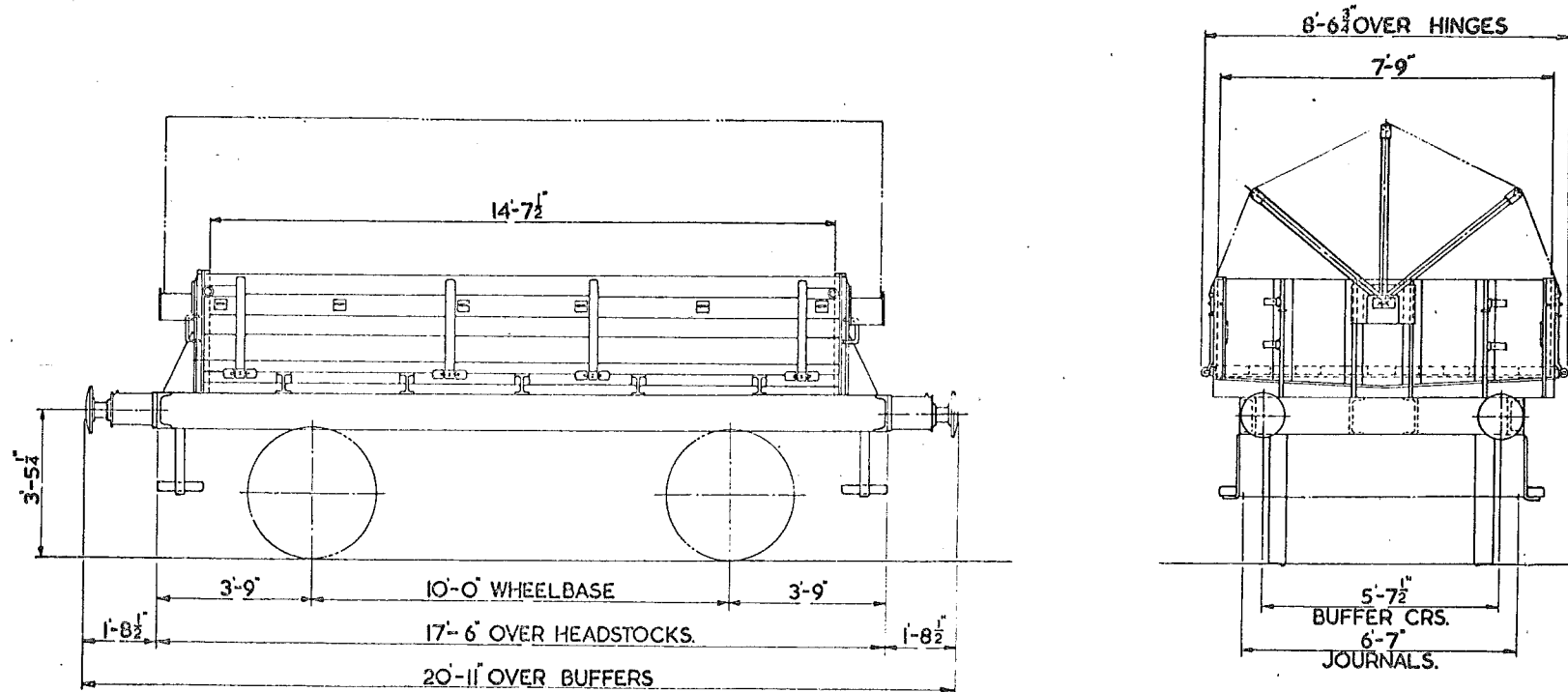
BUFFER HEADS:- 1'-3 3/4" DIA.

BUFFERS:- SELF CONTAINED

COUPLINGS:- SCREW.

LETTERED	CODE	LOT N ^o	QTY.	VEH. N ^{os}
COIL 'H'	COIL 'H'	PART 2357	10	B.74.4621 B.74.4650 B.74.4659 B.74.4679 B.74.4681 B.74.4699 B.74.4706 B.74.4715 B.74.4724 B.74.4746

30 TON STRIP COIL WAGON FOR THE CONVEYANCE 428
 OF STEEL COIL IN STILLAGES
 EX. 30 TON PIG IRON WAGON



TEL CODE:- COIL 'H'
 TARE:- 9 TONS. 7CWT.
 MIN. CURVE:- 1 CHAIN

BRAKE:- HAND LEVER
 FLOOR:- WOOD.
 BUFFERS :- HYDRAULIC.

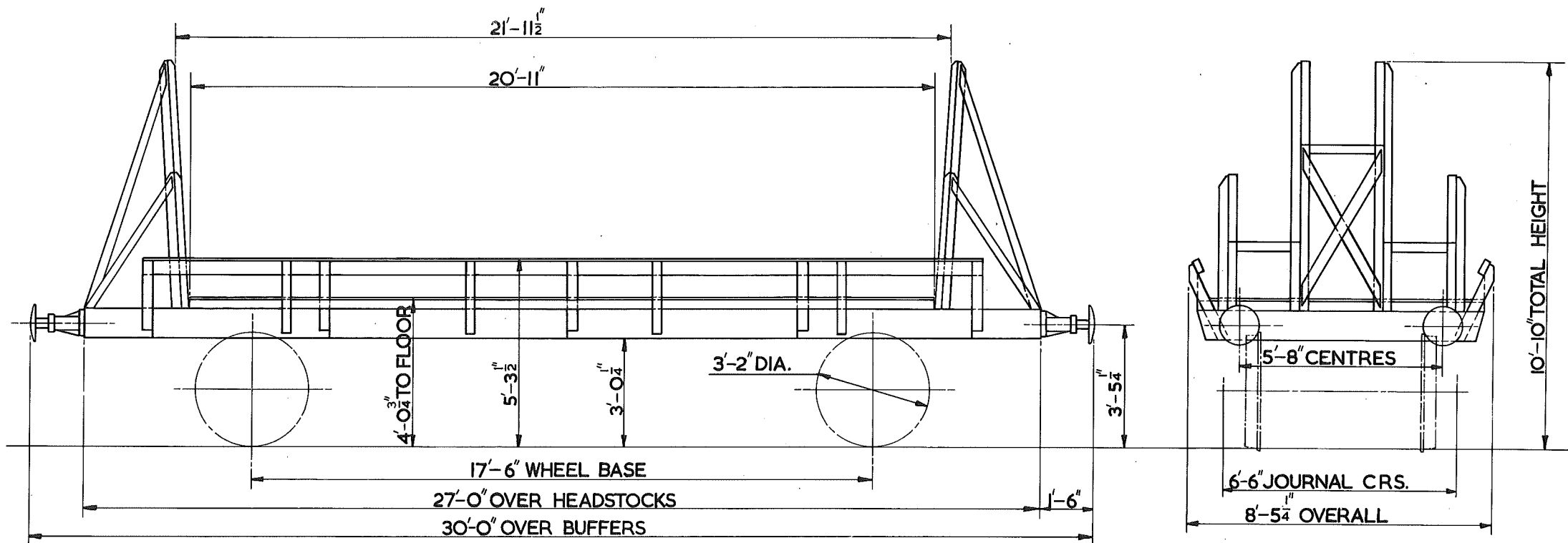
BUFFER HEADS:- 1'-1" DIA.
 WHEELS:- 3'-1 1/2"
 JOURNALS:- 12" x 6"

COUPLINGS:- INSTANTER.

21 TON ROD COIL WAGON

CONVERTED FROM 20 TON DOUBLE BOLSTER WAGON

B.R.1/429



TEL. CODE :-
 TARE :- 8 TON
 CARRYING CAP. :- 21 TON
 BRAKE :- HANDLEVER
 MIN. CURVE :- 1 3/4 CHAINS

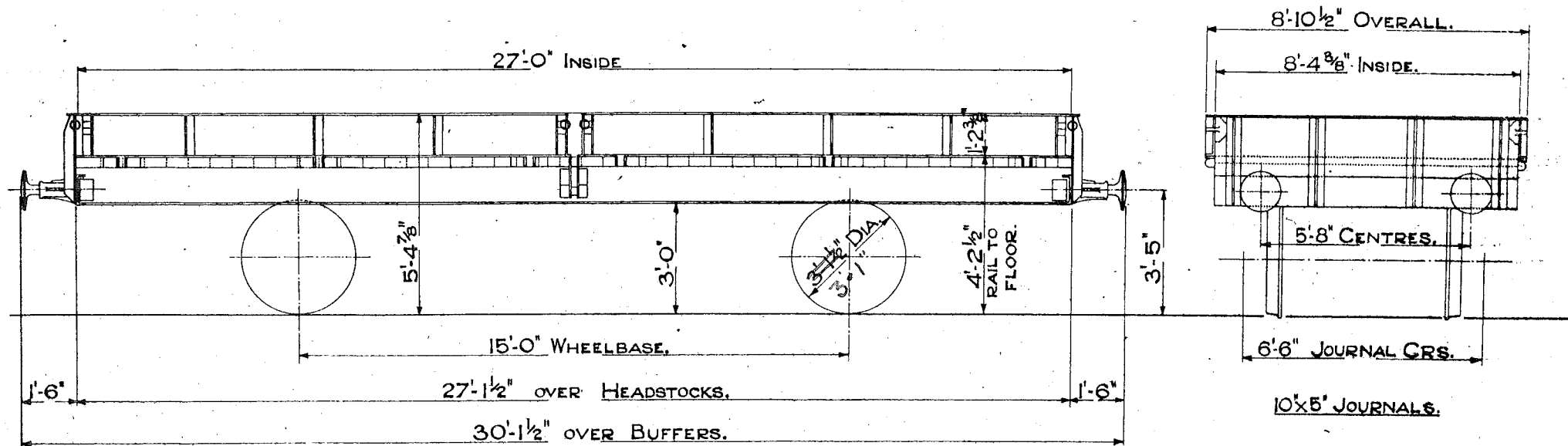
SPRINGS :- LAMINATED
 SUSPENSION :- SHOE
 WHEELS :- 3'-2" DIA.
 JOURNALS :- 10 X 5" DIA.
 BUFFERS :- SPINDLE 1'-1" DIA. HEAD
 COUPLINGS :- 3 LINK
 UNDERFRAME :- STEEL

SUPERSTRUCTURE :- STEEL & TIMBER
 QUANTITY - 50


22 TON PLATE WAGON. LETTERED-PLATE.

DERBY CME
10/3/70
SAY

s/bc 432
430

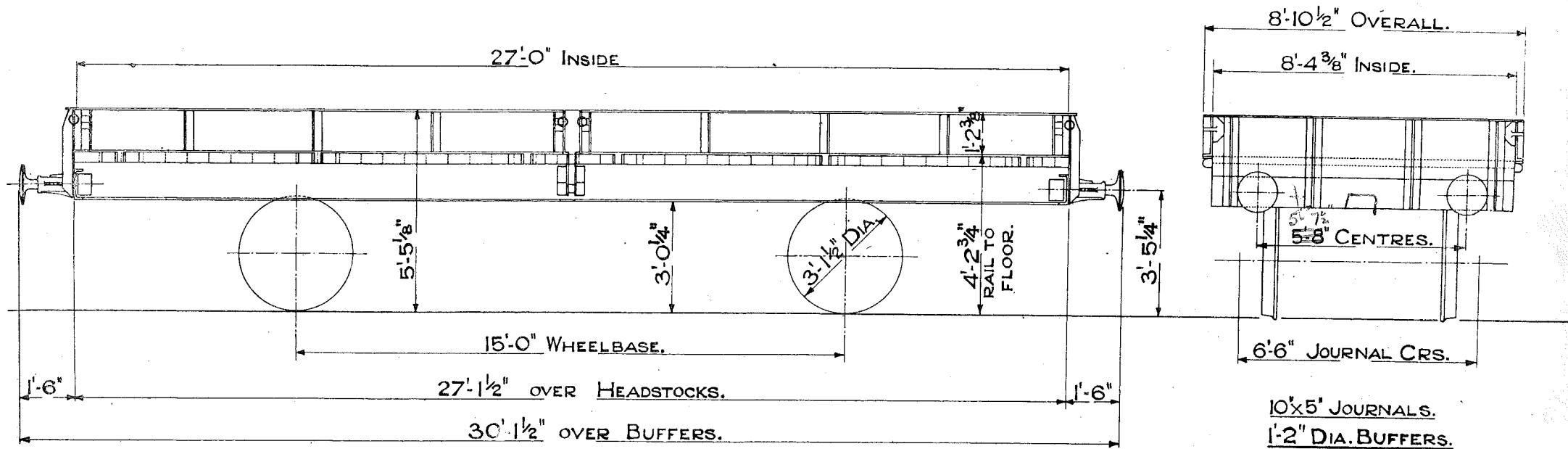


TEL. CODE-PLATE TARE 9 TONS 4 CWTs.
 TYPE OF BRAKE - 20 TON STANDARD HAND LEVER.
 MINIMUM CURVE 1 1/2 CHAINS.
 DROP SIDES.

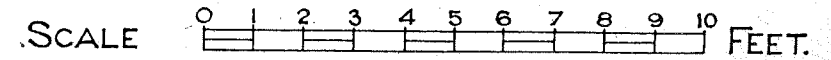


22 TON PLATE WAGON. B.R.

431



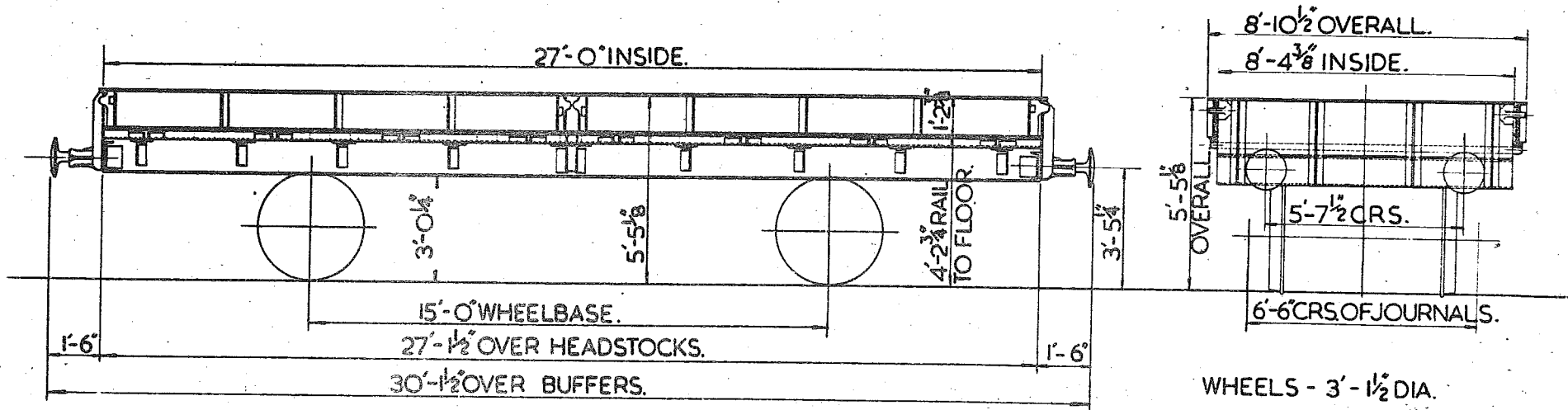
CODE- PLATE TARE 9 TONS 13 CWTs.
 TYPE OF BRAKE - 20 TON STANDARD HAND LEVER.
 MINIMUM CURVE 1 1/2 CHAINS.
 DROP SIDES.
 TEL. CODE and LETTERED WINKLE FOR SERVICE VEHICLES.



22 TON PLATE WAGON.

432

LETTERED PLATE.



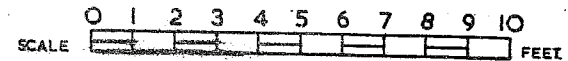
Letter. vs
RRV (Pool No
9016

Wgt. No. 935925-932377 (4'6" all)

TEL. CODE - PLATE.
 BRAKE - A.V.B. & HAND (CLASP)
 MINIMUM CURVE - 1/2 CHAINS.

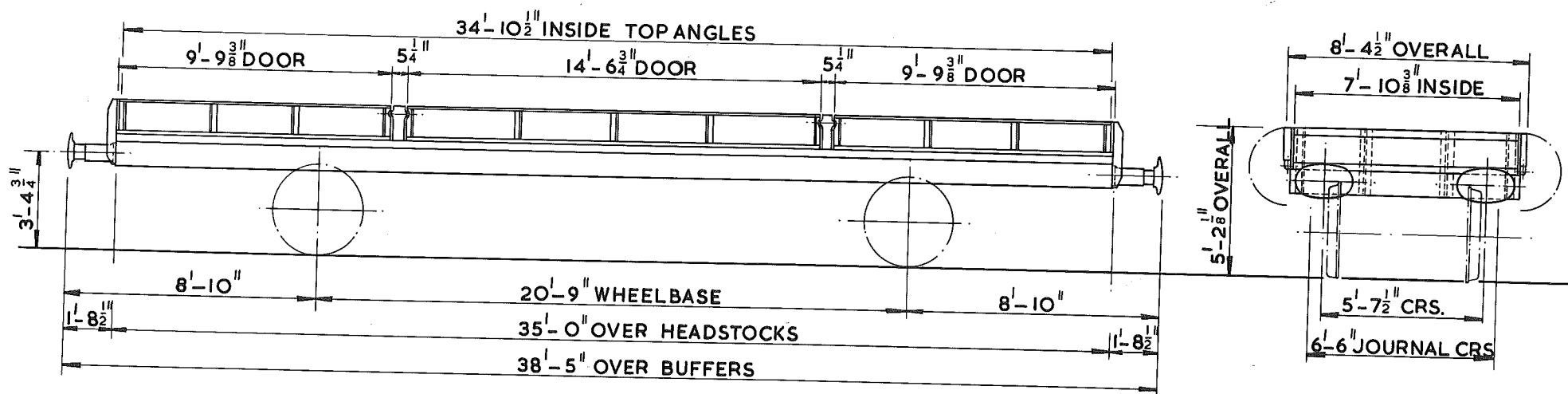
TARE - 9 TONS. 14 CWTs.
 DROP SIDES.
 FLOOR AREA 225 SQ. FT.
 FLOOR - WOOD.
 BODY - STEEL.

WHEELS - 3'-1 1/2" DIA.
 JOURNALS - 10" x 5"
 BUFFERS - SPINDLE TYPE.
 BUFFER HEADS - 1'-2" DIA.
 COUPLINGS - INSTANTER



22TON PLATE WAGON

B.R.I./433

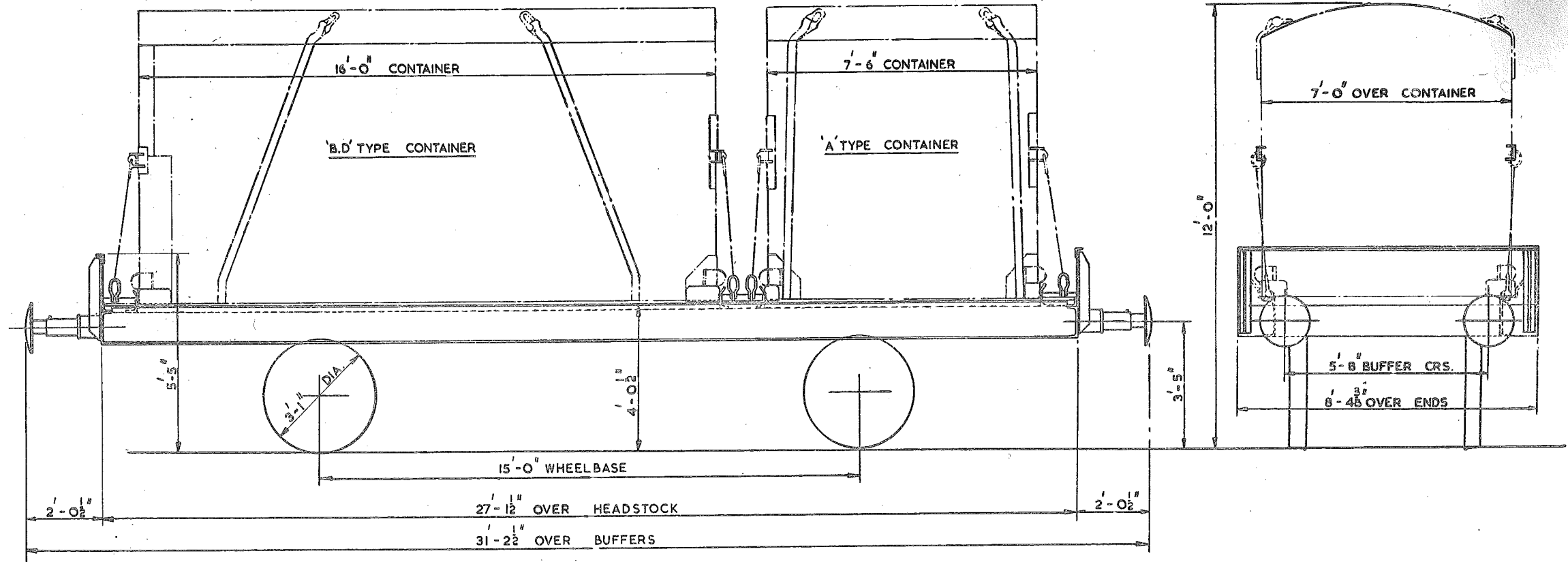


TYPE CODE - PLATE
 MIN. CURVE - 2 CHAIN
 TARE - 11TON
 CARR. CAP - 22 TON
 MAX. SPEED -
 BRAKE-A.V.B. & HAND LEVER

SPRINGS - LAMINATED
 SUSPENSION-EYEBOLT
 WHEELS - 3'-1 1/2" DIA.
 JOURNALS - 4 7/8" DIA. ROLLER BEARINGS
 BUFFERS - HYDRO - PNEUMATIC
 BUFFER HEADS - 2'-0" x 1'-2" OVAL
 COUPLINGS - INSTANTER
 BODY - STEEL - WOOD FLOOR
 UNDERFRAME - STEEL

LOT. Nos.	QTY.	VEHICLE NUMBERS
PART 3362	2	B71O25I & B71O25J

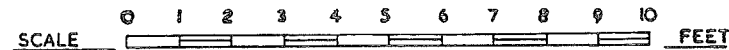
22 TON WAGON FOR CONVEYANCE OF
'B D' & 'A' TYPE CONTAINERS



TEL. CODE -
BRAKE - A.V.B.
TARE -
MINIMUM CURVE - 1/2 CHAINS

WHEELS - 3'-1" DIA.
JOURNALS - 10" x 5" DIA.
BUFFERS - HYDRAULIC
BUFFER HEAD -
COUPLINGS -

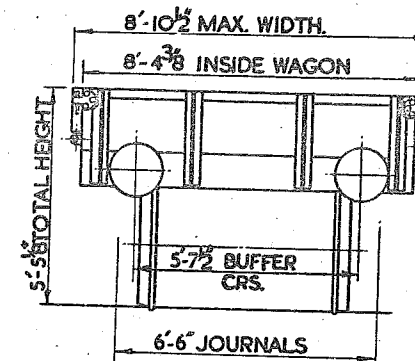
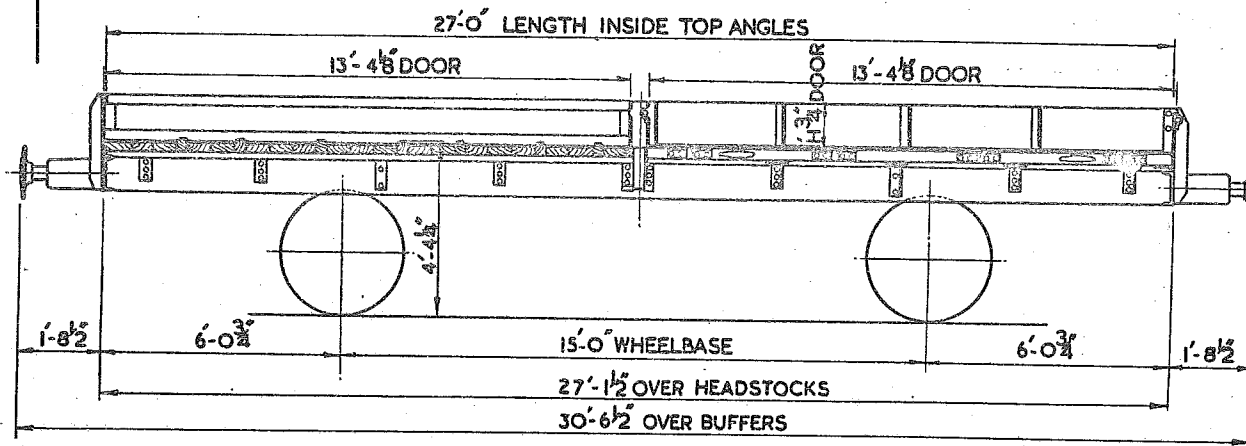
CONVERTED FROM PLATE WAGONS.
BR. FREIGHT STOCK DIAGRAM 430.



LOT N°	DRG. N°
3223	DN 27530
3338	

22 TON PLATE WAGON.

434



TEL CODE : PLATE
 TARE : 10 TONS 3 CWTS.
 MIN CURVE : 1/2 CHAINS
 BRAKE : AVB & HAND

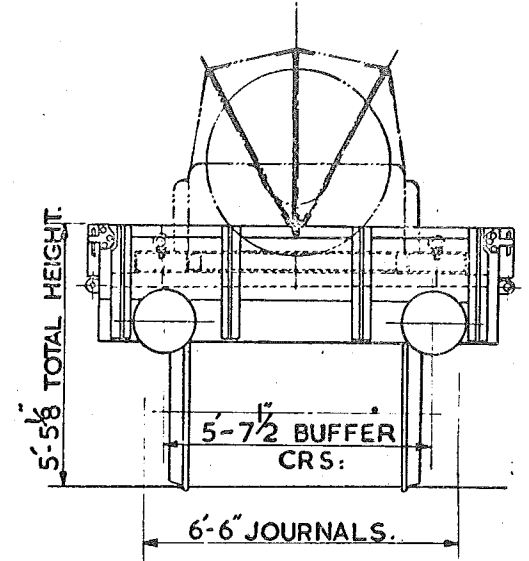
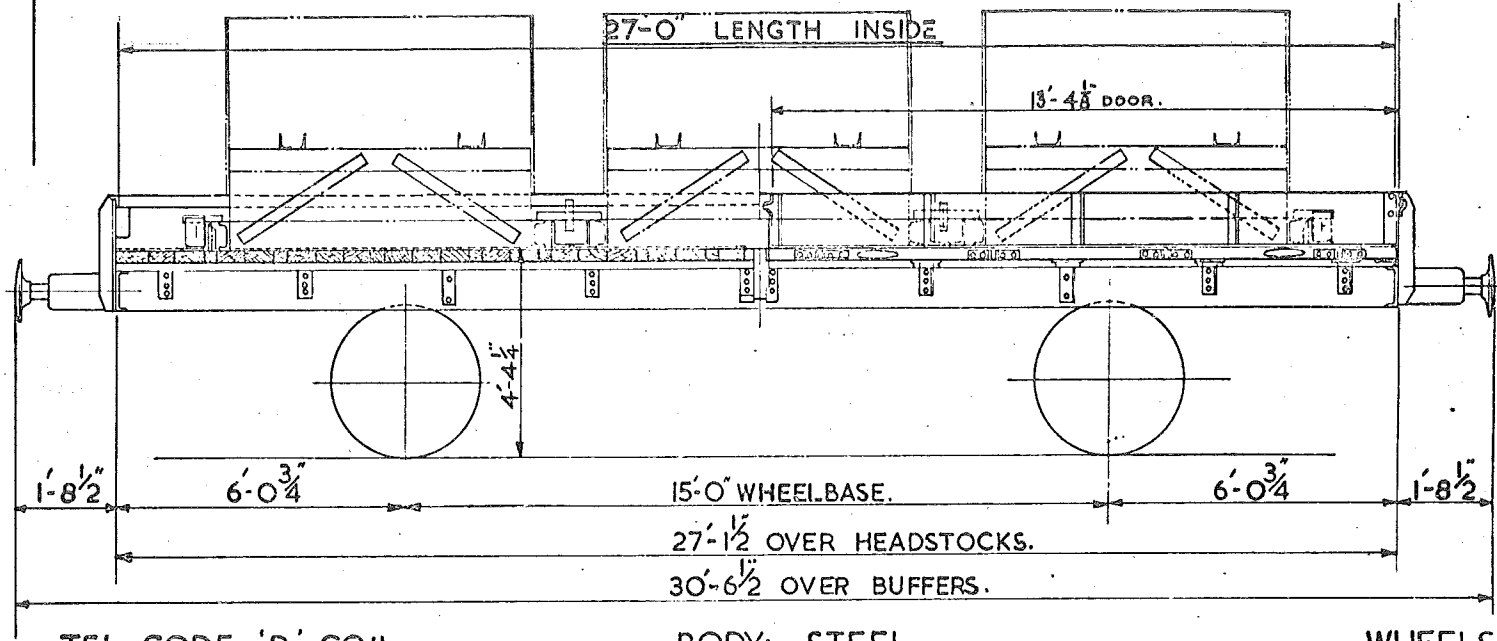
BODY : STEEL
 DROP SIDES
 FLOOR : WOOD

WHEELS : 3'-1 1/2"
 JOURNALS : 10x5" (ISOTHERMOS) OR 4 3/8" DIA.
 AXLEBOXES : ISOTHERMOS (PART LOT NO 3223)
 ROLLER BEARING
 COUPLINGS : INSTANTER
 BUFFER HEADS : 1'-4" DIA.

LOT No	QTY.	DRG No
	47 24	

24 TON 'D' COIL WAGON.

435



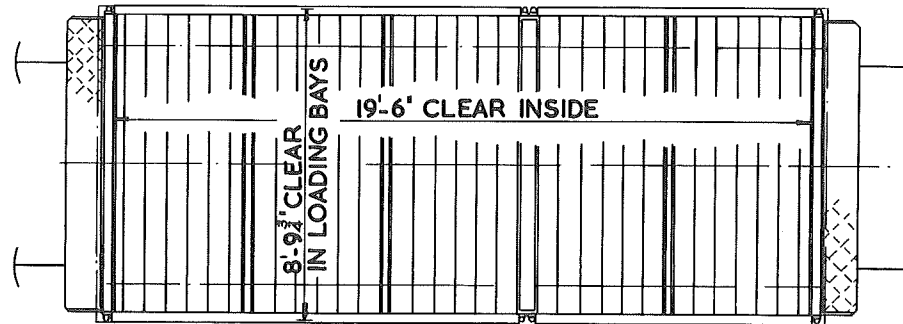
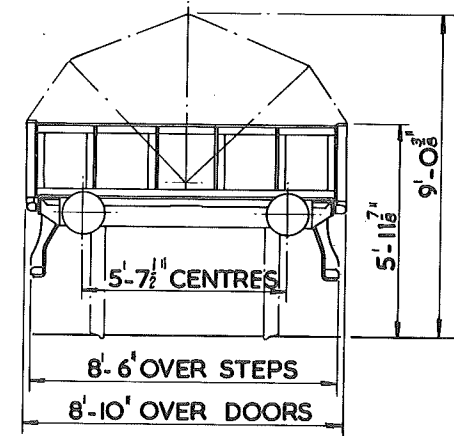
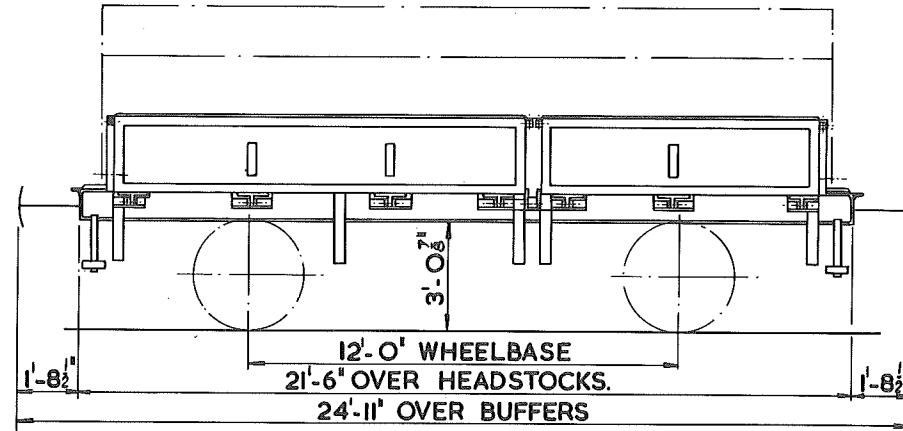
TEL. CODE: 'D' COIL.
TARE: 10 TONS. 10 CWTS.
MIN. CURVE $1\frac{1}{2}$ CHAINS.
BRAKE:- AVB & HAND.
TARE OF CRADLE-15 CWTS.

BODY:- STEEL.
DROP SIDES.
FLOOR:- WOOD

WHEELS. $3-1\frac{1}{2}$ "
JOURNALS. $4\frac{7}{8}$ " DIA.
AXLEBOXES: ROLLER BEARING.
COUPLINGS:- INSTANTER
BUFFER HEADS:- 1'-4" DIA.

ZINC INGOT WAGON

B.R. 1/436

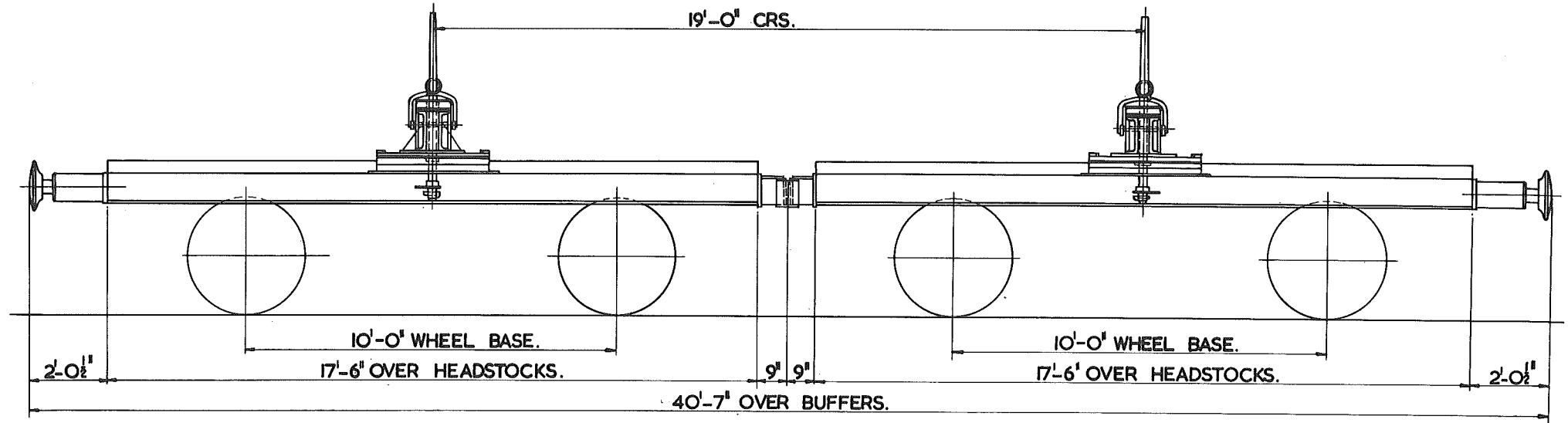


TEL. CODE :
TYPE CODE :
MINIMUM CURVE 1 ¹/₄ CHAIN
TARE : 9TON. 6CWT.
CARRYING CAPACITY : 25TON
TYPE OF BRAKE : A.V.B. AND HAND LEVER

SPRINGS : LAMINATED
SUSPENSION : SHOE
WHEELS : 3'-1 ¹/₂" DIA.
JOURNALS : 4 ⁷/₈" DIA. ROLLER BEARINGS
BUFFERS : HYDRAULIC - 13" DIA. HEAD
COUPLINGS : INSTANTER
UNDERFRAME : STEEL-WELDED
BODY : STEEL - WOOD FLOOR - NYLON HOOD

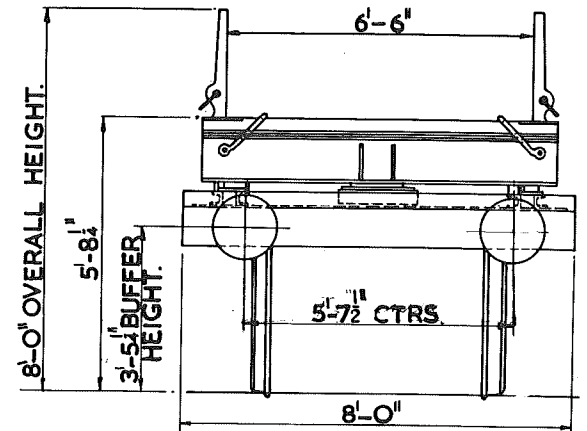
TWIN BOLSTERS - CONVERTED FROM CONFLATS.

BRI/437.



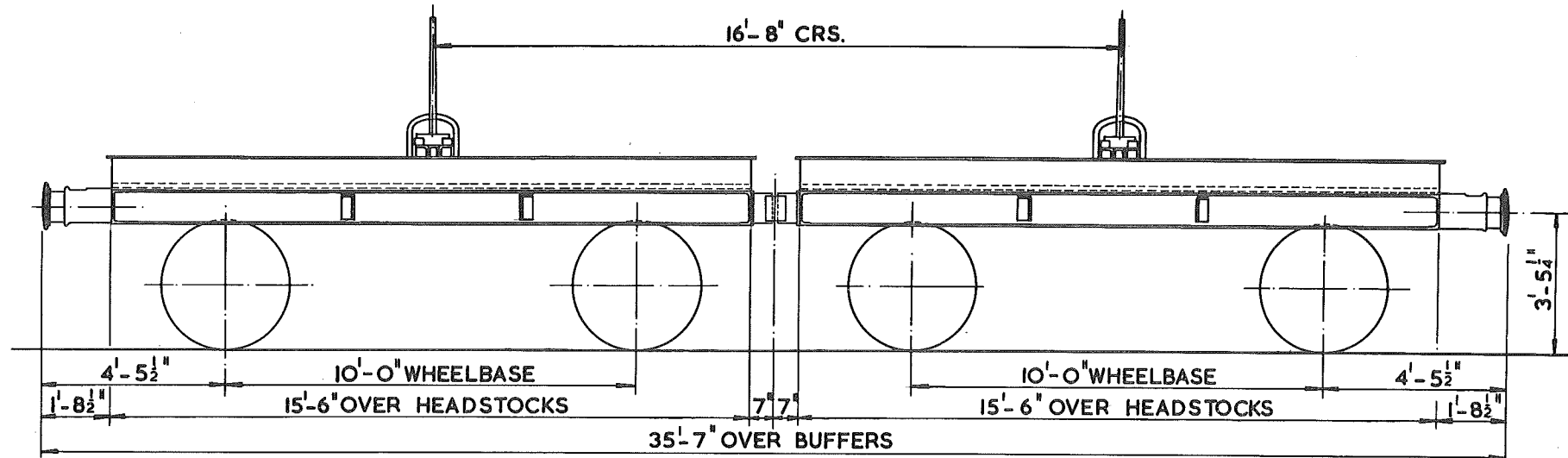
TEL. CODE : TWIN.
 TYPE CODE : TWIN.
 MINIMUM CURVE : 1 CHAIN.
 TARE :
 CARRYING CAPACITY : 26 TON.
 TYPE OF BRAKE : A.V.B. & HAND LEVER.

SPRINGS : LAMINATED.
 SUSPENSION : SHOE.
 WHEELS : 3'-1 1/2" DIA.
 JOURNALS : 9" x 4 1/4" DIA. PLAIN BEARINGS.
 BUFFERS : HYDRAULIC - 13" DIA. HEAD.
 COUPLINGS : INSTANTER.
 UNDERFRAME : STEEL - RIVETED
 SWIVEL BOLSTER.



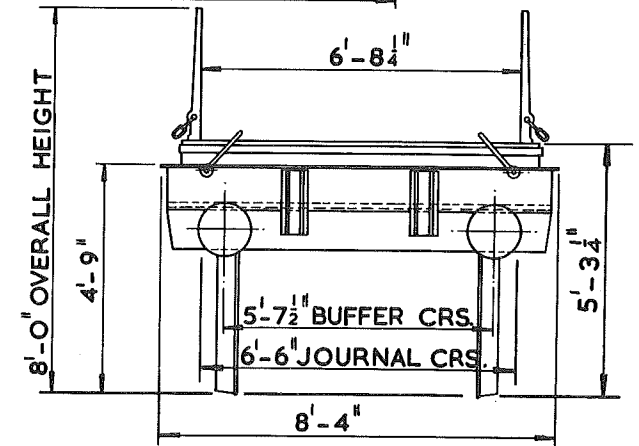
TWIN BOLSTERS - CONVERTED FROM SINGLE BOLSTERS

B.R.I/438



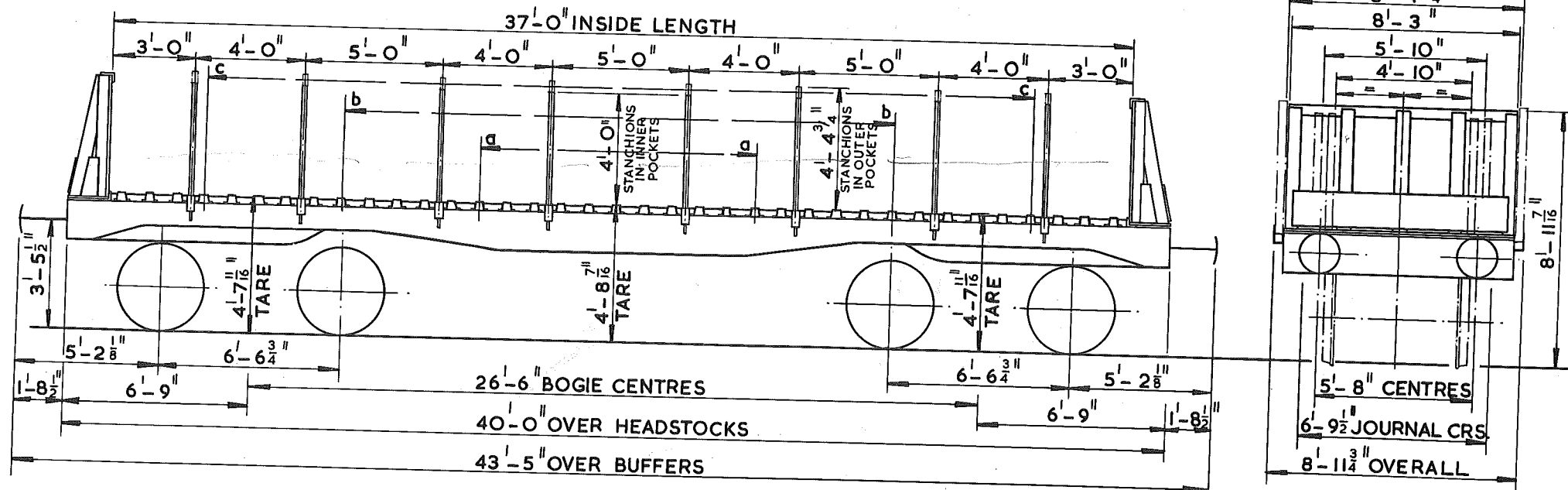
TARE - 12TON.14CWT.
 TYPE CODE - TWIN
 CARRYING CAPACITY - 26TON
 MINIMUM CURVE - 1 CHAIN
 TYPE OF BRAKE - HAND LEVER

SPRINGS - LAMINATED
 SUSPENSION - SHOE
 WHEELS - 3'-1 1/2" DIA.
 JOURNALS - 9" x 4 1/4" DIA. PLAIN BEARINGS
 BUFFERS - HYDRAULIC - 13" DIA. HEAD
 COUPLINGS - SCREW
 UNDERFRAME - STEEL
 SWIVEL BOLSTERS



100TON G.L.W. COMPOSITE STEEL CARRYING WAGON BOGIE STEEL AB

DIAGRAM B.R.I./441



TARE - 23TON.18 CWT.

PAYLOAD - { 45 TON @ 75 M.P.H.
75 TON @ 60M.P.H.

BODY - STEEL

FLOOR - STEEL (CORRUGATED)

WHEELS - 3'-1 1/2" DIA.

JOURNALS-150MM DIA. ROLLER BEARINGS

BUFFERS - OLEO PNEUMATIC 1'-6" DIA. HEAD

COUPLINGS - B.R. SCREW

MIN. CURVE - { SINGLY - 1 1/2 CHAIN
CLOSE COUPLED - 2 1/2 CHAIN

BOGIE TYPE - FBT6

GENERAL ARRGT. DRG. No. - BODY - F-S - 6557
U/F - F-S - 5523

BRAKE - A.A.B. WHEEL DISC, VARIABLE

LOAD, THRO' VAC. PIPE, HAND SCREW.

LOADING INSTRUCTIONS

	LENGTH EQUAL ABOUT C OF WAGON	EVENLY DISTRIBUTED LOAD (TONS)
a - a	10'-0"	38
b - b	20'-0"	50
c - c	30'-0"	75
	37'-0"	75

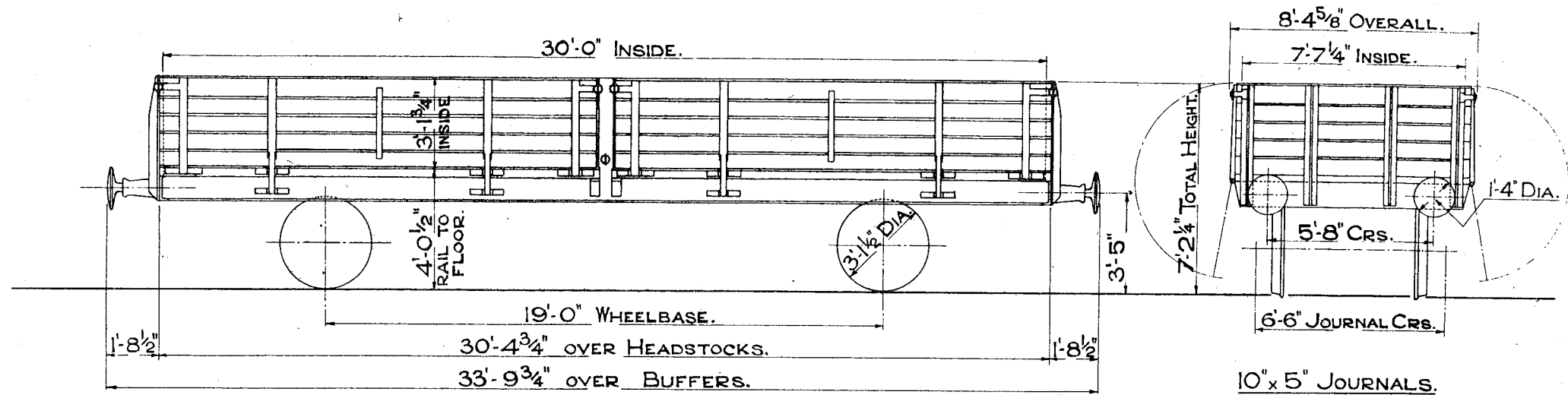
LOT QTY VEHICLE NUMBERS
3792 49 900000 TO 900048

28 1/2" = 68 TONS.
600 F.

20 TON TUBE WAGON.

LETTERED-TUBE.

445

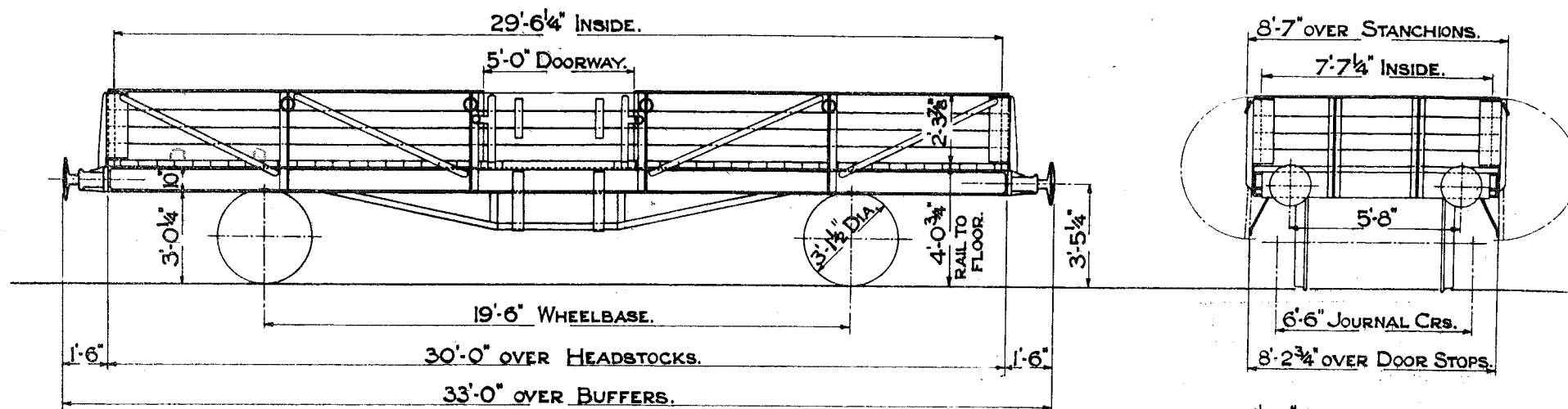


TEL. CODE- TUBE. TARE 10 TONS 8 CWTS.
 CAPACITY 717 CU.FT.
 A.V.B. & HAND BRAKE. DROP SIDES.
 MINIMUM CURVE 1 3/4 CHAINS.

SCALE  FEET.

22 TON TUBE WAGON.
LETTERED - TUBE.

446



TEL. CODE - TUBE
CAPACITY 521 CU.FT.
LEVER HAND BRAKE.
2 SIDE DOORS.
MINIMUM CURVE 2 CHAINS.

TARE 9 TONS 9 CWTS.

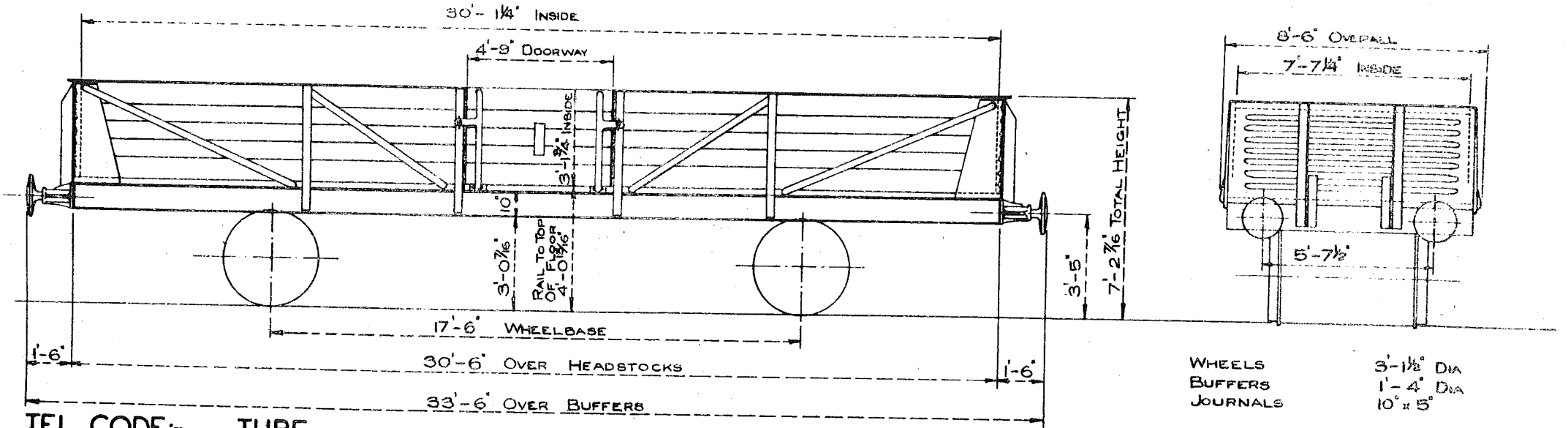
1'-4" DIA. BUFFERS.
10" x 5" JOURNALS.



LOT
2204.

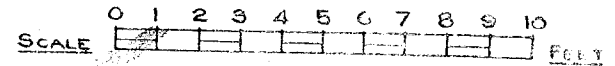
22 TON STEEL TUBE WAGON B.R. LETTERED TUBE.

447.



TEL CODE:- TUBE
TARE 10 TONS 7 CWTS
LEVER HAND BRAKE
2 SIDE DOORS
MIN CURVE 1 3/4 CHAINS

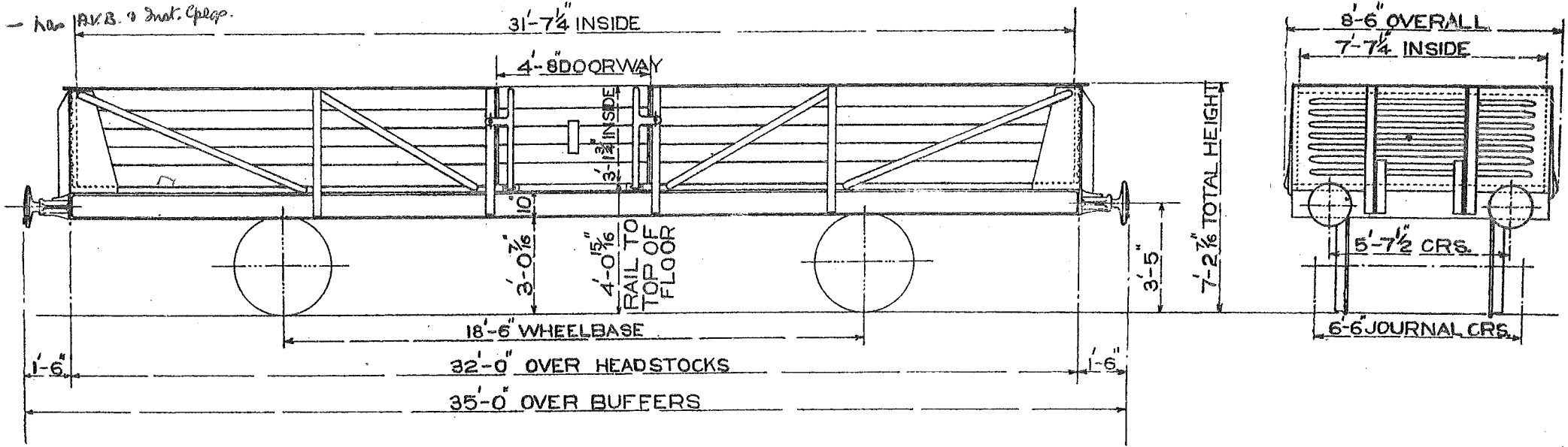
LOT 2328



22 TON TUBE WAGON LETTERED-TUBE - BR

LOT
2554
2740
2867

- has AV.B. & Int. Equip.



TEL.CODE- TUBE
TARE- 10 TONS 8CWTS
HAND LEVER BRAKE
2 SIDE DOORS
CUBIC CAPACITY- 756 CU.FT.
FLOOR AREA- 240 SQ.FT.
MINIMUM CURVE- 1 3/4 CHAIN

NOTE 4 INCH BATTER ON FLOOR MAKING HEIGHT OF SIDE
2 FT 9 3/4"

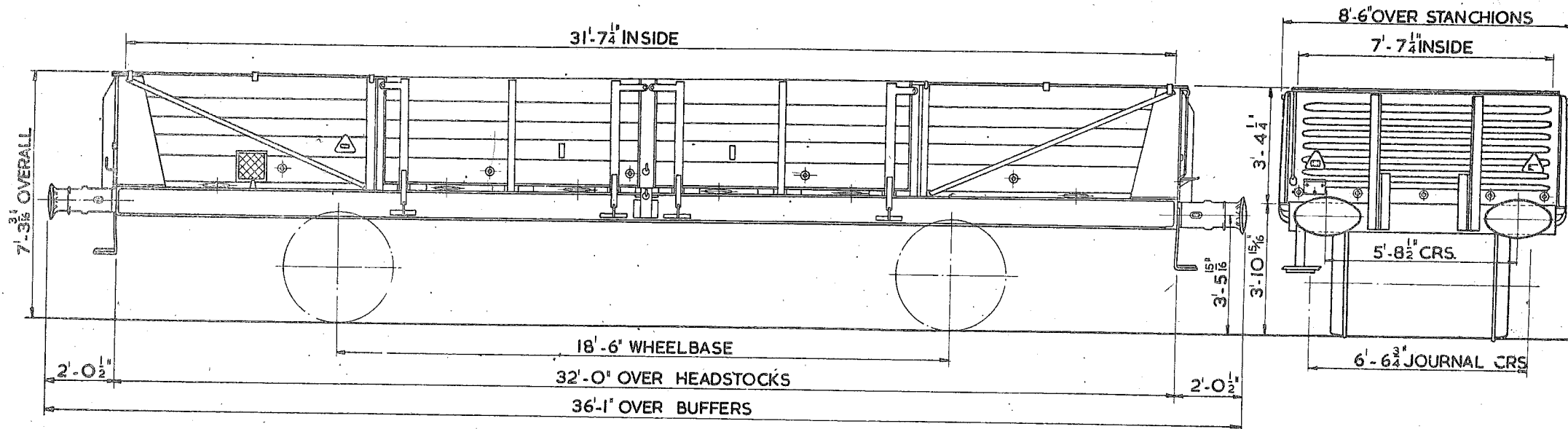
DIA. WHEELS- 3'-1 1/2"
JOURNALS- 10" X 5"
BUFFERS- SPINDLE
BUFFER HEADS- 1'-4" DIA.
COUPLINGS- 3 LINK
BODY- WOOD, STEEL ENDS
FLOOR- WOOD

LOT No	DRG. No
3258	DN 28004

22 TON TUBE WAGON FOR CONTINENTAL TRAFFIC

449

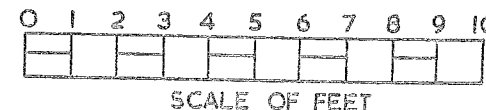
LETTERED TUBE (BATTEN)



TEL. CODE
 TARE: 13 TON 9 CWT.
 MIN CURVE: 1 1/4" CHAINS.
 BRAKE: WESTINGHOUSE, A.V.B. & MORTON
 DOORS: 2 DROP DOORS EACH SIDE.
 CUBIC CAPACITY: 756 CU. FT.

WHEELS: 1 METRE DIA. (3'-3 3/8")
 JOURNALS: 130MM DIA. (ROLLER BEARING AXLEBOX)
 BUFFERS: 2'-0" x 1'-2"
 BUFFERS: SELF CONTAINED.
 FLOOR: WOOD.
 BODY: SIDES WOOD. ENDS STEEL.
 COUPLINGS: U TYPE SCREW.

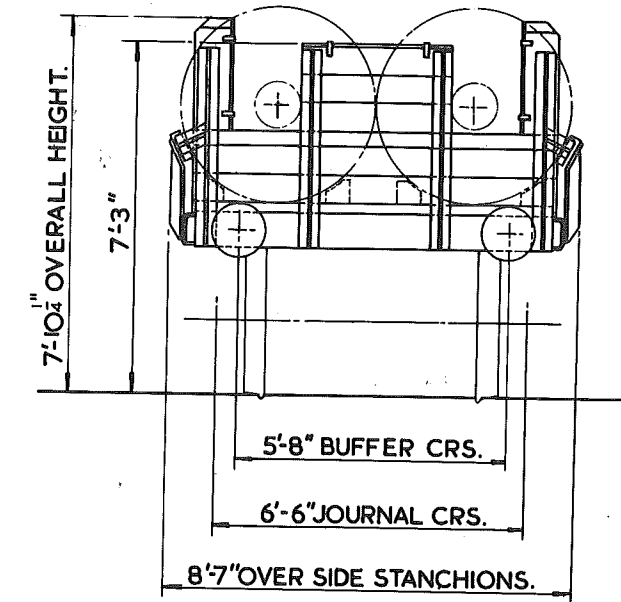
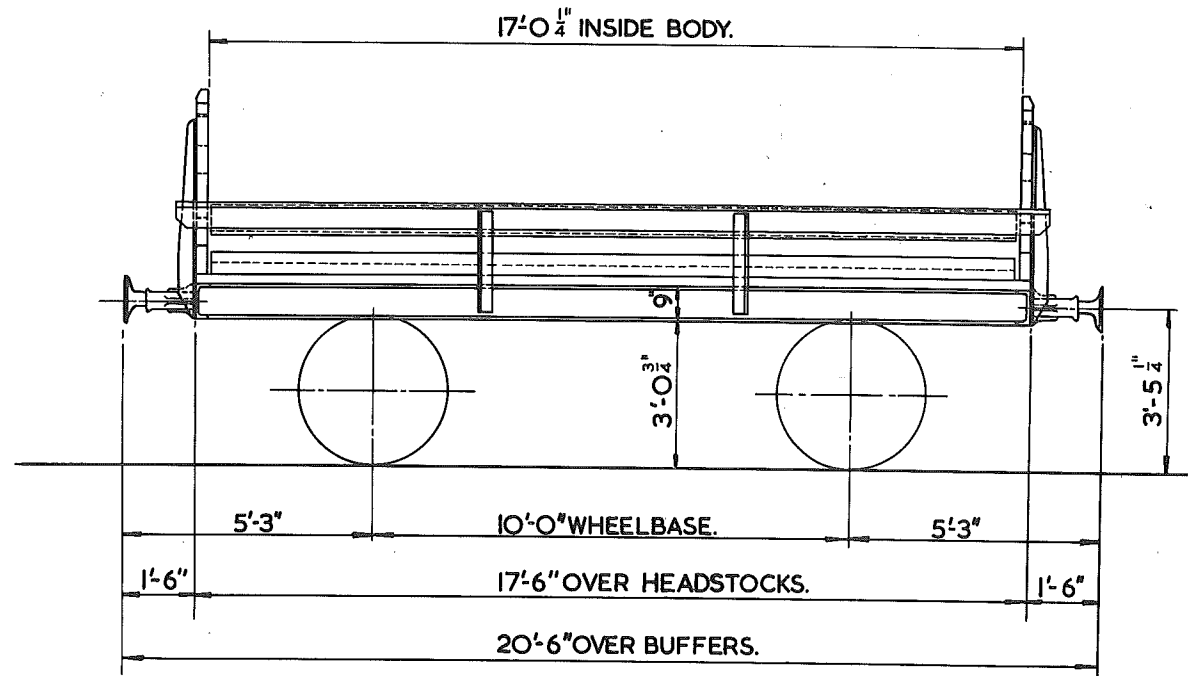
FITTED WITH EMPTY/LOAD & GOODS/PASSENGER CHANGE OVER GEAR FOR CONTINENTAL WORKING (CATEGORY[S])



13 TON ROD IN COIL WAGON.
 CONVERTED FROM DIAG. Nos. BR.1/34, 1/42, 1/45. -
 GW. 039, 040, 042. ER. 185, 210 - LM. 12D, 12F. - SR. 375, 389.

BR.1/450

REVISION. I. - 20. 3. 72.



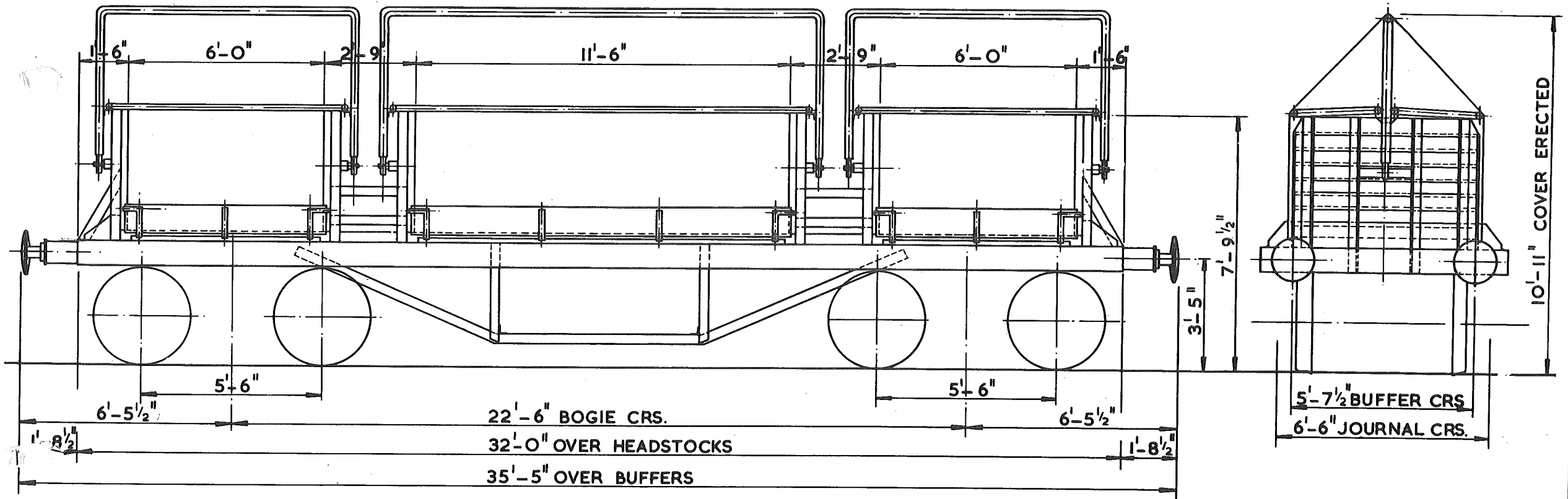
MINIMUM CURVE: 1 CHAIN
 TARE: 6 TON 9 CWT.
 CARRYING CAPACITY: 13 TONS.
 TYPE OF BRAKE: A.V.B. & HAND LEVER (MORTON)

SPRINGS: LAMINATED.
 SUSPENSION: SHOE.
 WHEELS: 3'-1 1/2\" DIA.
 JOURNALS: 9\" x 4 1/4\"
 BUFFERS: SPINDLE - 1'-1\" DIA. HEAD.
 COUPLINGS: INSTANTER.
 UNDERFRAME: STEEL.
 BODY: STEEL & TIMBER.

QTY. VEHICLE NUMBERS.
 426

32 TON TIN PLATE COIL WAGON

BR.I./451



TYPE CODE - COIL R.
 TARE - 14 TON 14 CWT.
 CARRYING CAPACITY - 32 TON
 MAX. SPEED - 55 MPH.
 BRAKE - A.V.B. & HAND LEVER
 MINIMUM CURVE - 1 1/2 CHAIN

SPRINGS - COIL
 WHEELS - 3 FT DIA.
 JOURNALS - 4 3/8 INS. DIA. ROLLER BEARINGS
 BUFFERS - HYDRAULIC
 BUFFER HEADS - 1 FT. 4 INS. DIA. HEAD
 COUPLINGS - INSTANTER
 BOGIE - CAST STEEL

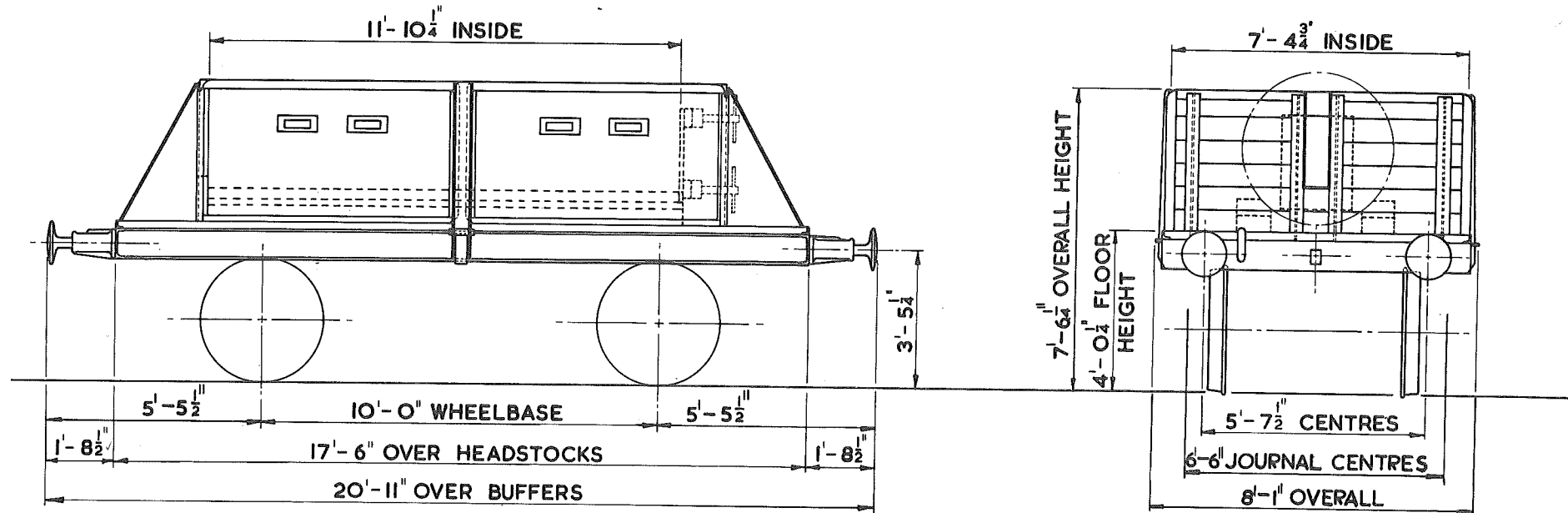
BODY - STEEL, TIMBER BULKHEADS,
 NYLON HOODS
 FLOOR - WOOD

20 VEHICLES CONVERTED FROM
 LOT 3343. DIAGRAM 1/479.

12 TON STRIP COIL WAGON

BRI/452

CONVERTED FROM 13 TON PALLET BRICK WAGON TO B.R. DIAGRAM No. 23



TYPE CODE-
TARE-6 TONS 14 CWTS
CARR. CAP.-12 TON

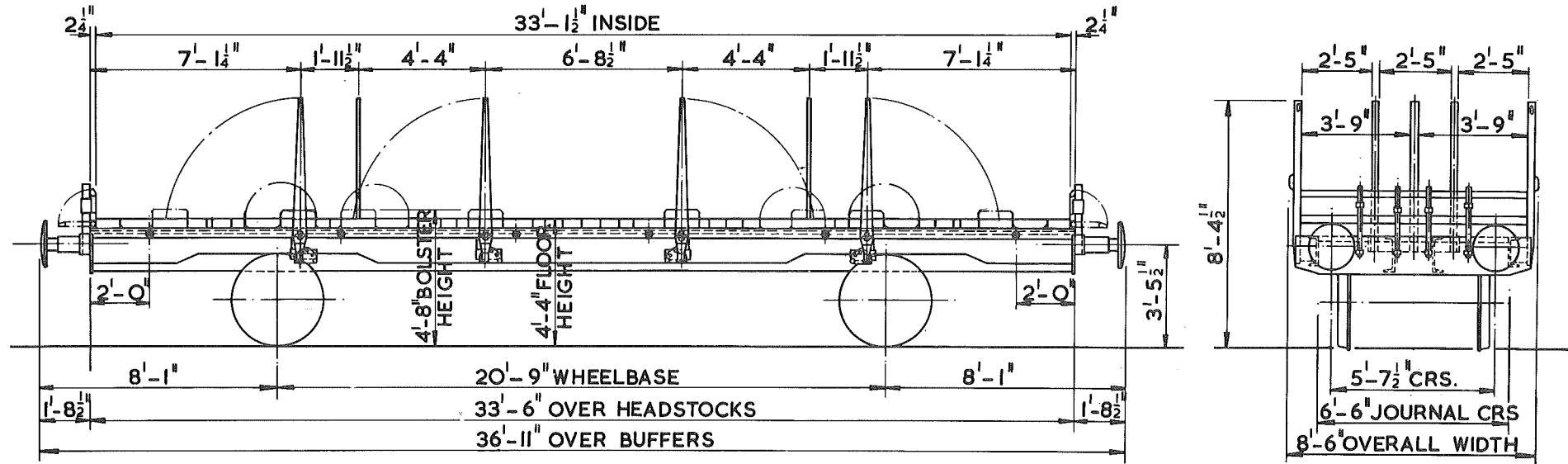
MAXIMUM SPEED-45 M.P.H.
BRAKE-A.V.B. & MORTON
MINIMUM CURVE-1 CHAIN

SUSPENSION-SHOE
WHEELS-3'-1¹/₂" DIA
JOURNALS-9"x 4¹/₂"
BUFFERS-SPINDLE
BUFFER HEADS-1'-1" DIA
COUPLING-SCREW (BR.)
SPRINGS-LAMINATED 5 PLATE

BODY-WOOD
FLOOR-WOOD
REMOVABLE SIDES
MODIFICATION No-MB 3936/6
QTY.-83

45 TON G.L.W. STEEL CARRYING WAGON
LETTERED STEEL ABB

B.R.1/453



TYPE CODE - STEEL ABB.

TARE - 13 TON 7 CWT.

CARRYING CAPACITY - 31 TON

MAXIMUM SPEED - 60 M.P.H. @ 45 TON G.L.W.

75 M.P.H. @ 35 TON G.L.W.

BRAKE - DISC - TWO PIPE AIR SYSTEM WITH
VARIABLE LOAD CHANGE OVER DEVICE
(PASSENGER/GOODS CHANGE OVER LEVER)

MINIMUM CURVE - 2 CHAINS

SPRINGS - LAMINATED

SUSPENSION - B.R. LONG LINK

WHEELS - 3 FT. 1 1/2 INS. DIA.

JOURNALS - 140 M.M. DIA. ROLLER BEARINGS

BUFFERS - OLEO PNEUMATIC

BUFFER HEADS - 1 FT. 6 INS. DIA.

COUPLING - STANDARD SCREW

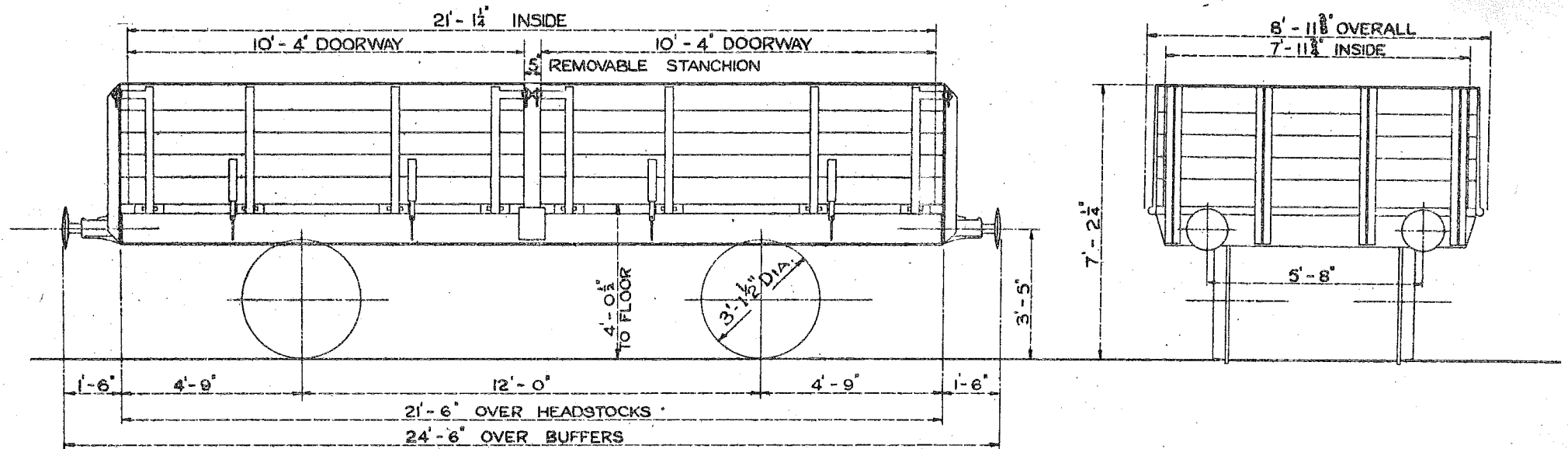
BODY - STEEL & WOOD

FLOOR - WOOD

LOT	QTY.	VEHICLE NUMBERS
PART 3728	50	400250 - 400299

**-12 TON PIPE WAGON- B.R.
LETTERED-PIPE.**

460

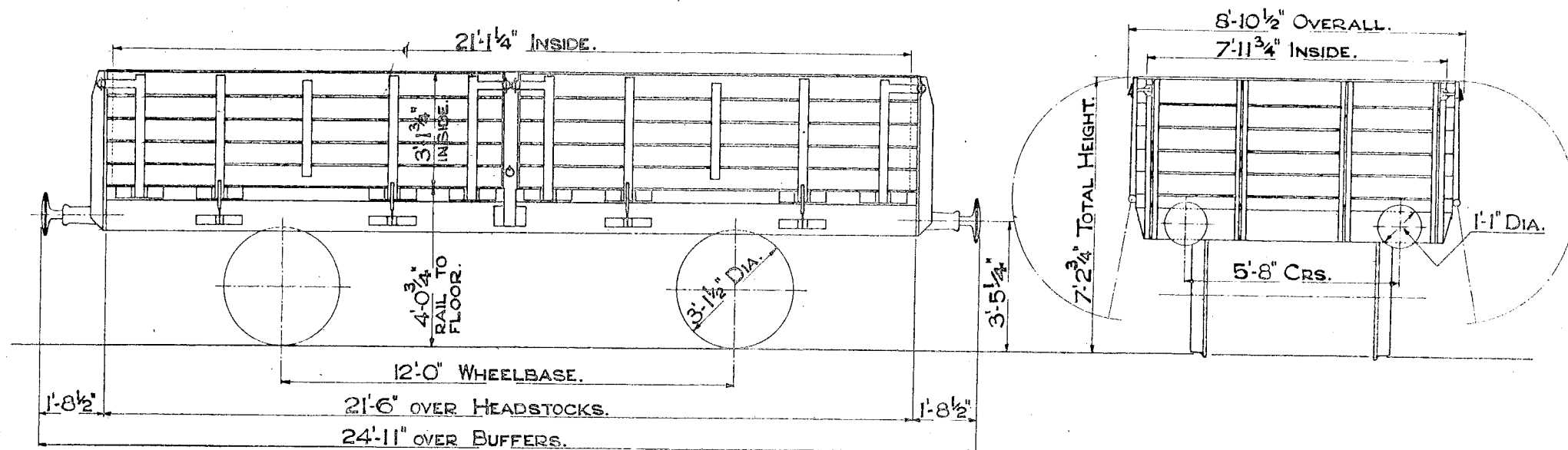


TEL. CODE, PIPE
 CARRYING CAPACITY, 12 TONS.
 TYPE OF BRAKE, STD. 20 TON.
 TARE, 7 TONS 17 CWTs TO 8 TONS 10 CWTs.
 MINIMUM CURVE 1/4 CHAINS.



12 TON PIPE WAGON.
LETTERED - PIPE.

461

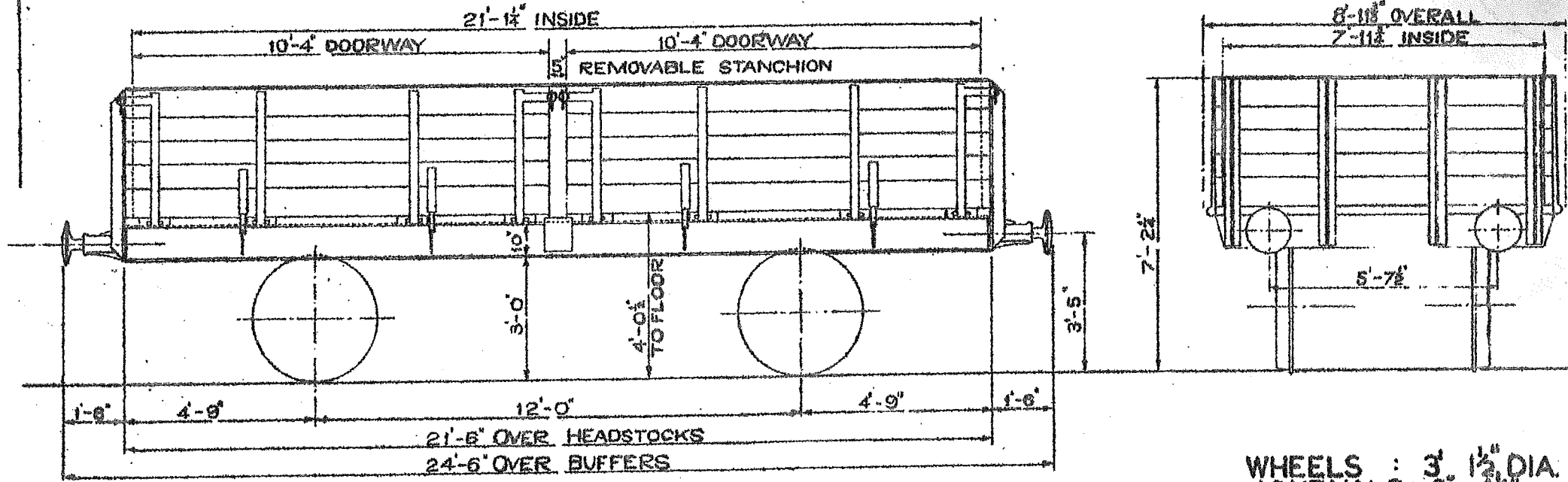


TEL. CODE- PIPEFIT. TARE 8 TONS 12 CWTs.
 CAPACITY 530 CU.FT.
 A.V.B. & HAND BRAKE. DROP SIDES.
 MINIMUM CURVE 1 1/4 CHAINS.

SCALE 0 1 2 3 4 5 6 7 8 9 10 FEET.

12 TON PIPE WAGON
LETTERED : PIPEFIT

LOT NOS.
 2712

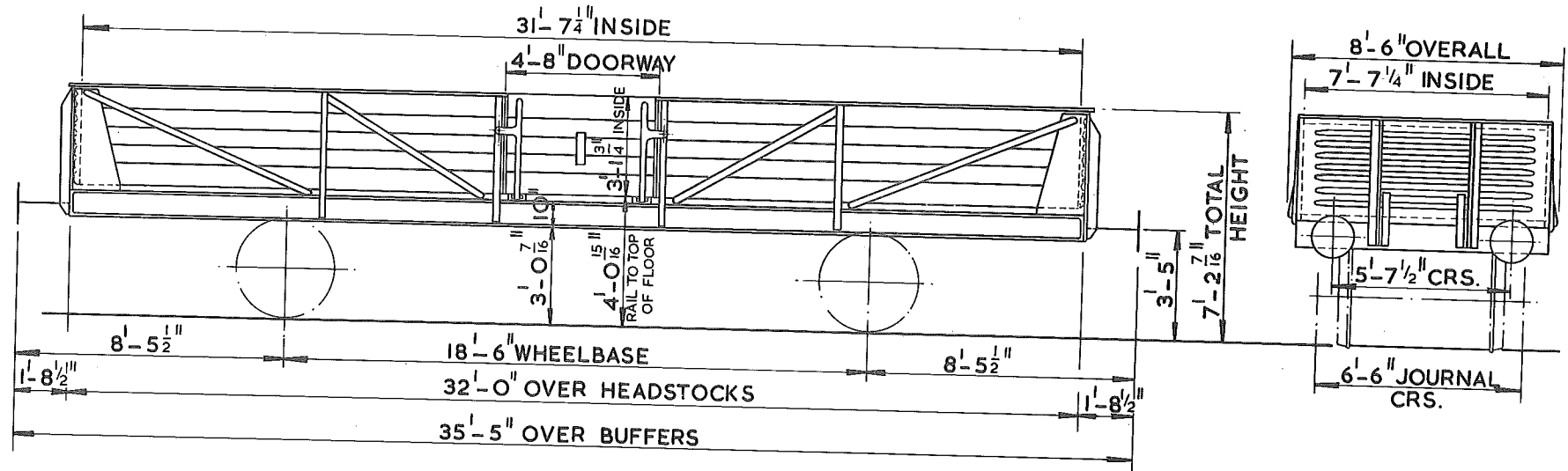


TEL CODE : PIPEFIT
 TARE : 8 TONS. 6 CWTS.
 MIN. CURVE : 1 1/4 CHAINS
 BRAKE : MORTON & AVB
 DOORS : 4 SIDE
 FLOOR AREA : 168 SQFT
 CUBIC CABACITY : 531 CUFT

WHEELS : 3' 1 1/2" DIA.
 JOURNALS : 9" x 4 1/2"
 BUFFERS : 1'-1" DIA.
 : SPINDLE
 COUPLINGS : INSTANTER
 FLOOR : WOOD
 BODY : WOOD

22 TON TUBE WAGON

B.R.1/465



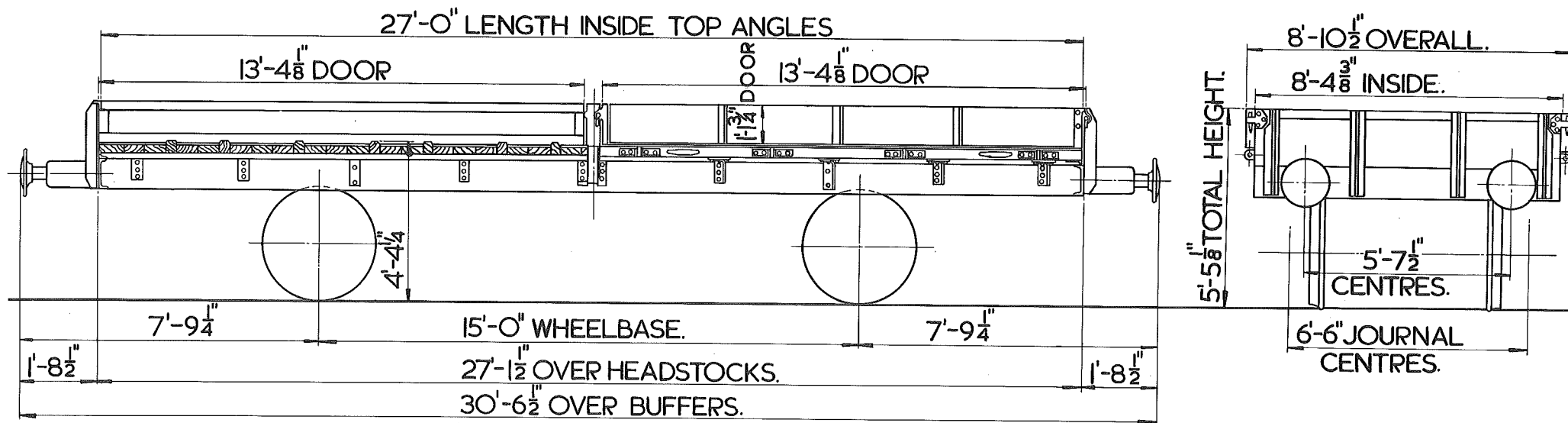
TYPE CODE - TUBE
 MIN. CURVE - 1³/₄ CHAIN
 TARE - 11 TON IOCWT
 CARR. CAP. - 22 TON
 CUB. CAP. - 756 CU. FT.
 MAX. SPEED - 75 M.P.H.
 BRAKE - AIR, THRO' VAC PIPE,
 HAND LEVER.

SPRINGS - LAMINATED
 SUSPENSION - SINGLE LONG LINK
 WHEELS - 3'-1 1/2" DIA.
 JOURNALS - 4 7/8" DIA. ROLLER BEARINGS
 BUFFERS - 1'-8 1/2" PROJECTION
 BUFFER HEADS - 1'-4" DIA.
 COUPLINGS - B.R. SCREW
 BODY - WOOD/STEEL ENDS - WOOD FLOOR,
 UNDERFRAME - STEEL

QTY. VEHICLE NUMBERS
 4 B730595, B731597, B732039,
 B733045.
 ex. Diagram B.R.1/448

32 TON G.L.W. PLATE WAGON

BR 1/466



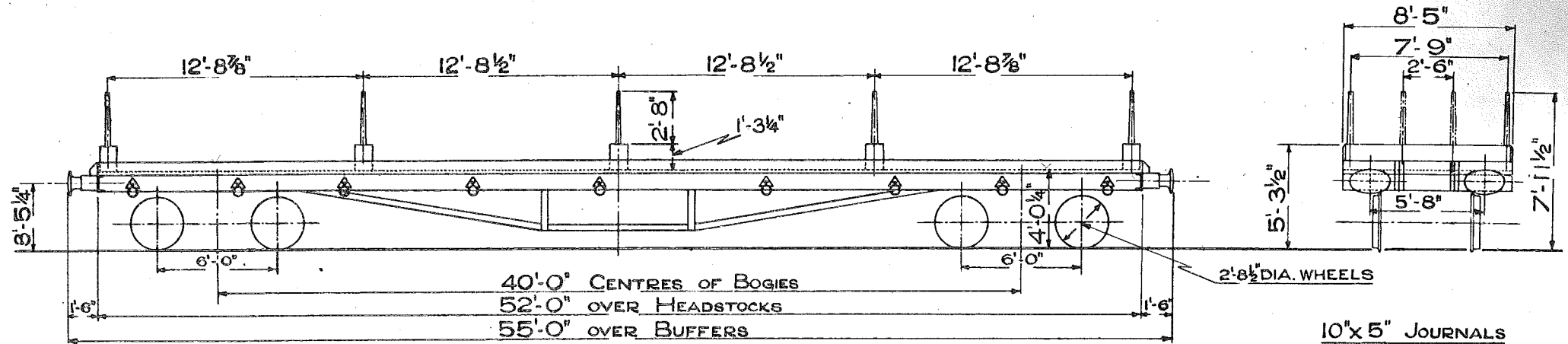
TYPE CODE-PLATE
 MIN. CURVE-1 1/2" CHAIN
 TARE-10 TON 9CWT.
 MAX. SPEED-75 M.P.H.
 BRAKE-AIR, THRO' VAC. PIPE, HAND
 LEVER

SPRINGS-LAMINATED
 SUSPENSION-SINGLE LONG LINK
 WHEELS-3'-1 1/2" DIA.
 JOURNALS-4 7/8" DIA. ROLLER BEARINGS
 BUFFERS 1'-8 1/2" PROJECTION
 BUFFER HEADS-1'-4" DIA.
 COUPLINGS-B.R. SCREW
 BODY-STEEL, WOOD FLOOR
 UNDERFRAME-STEEL

QUANTITY-5
 NUMBERS-B935793, B934398, B935653, B935416,
 B936129
 EX. DIAGRAM 434

42 TON BOGIE BOLSTER TRUCK.
LETTERED- BOGIE BOLSTER D.

470

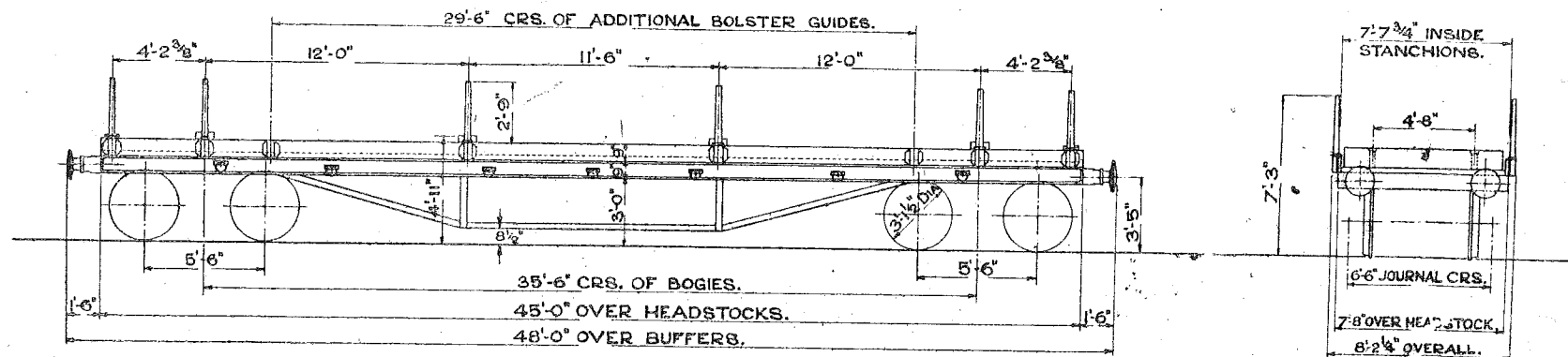


TEL. CODE - BOBOL D
 CARRYING CAPACITY 42 TONS.
 TARE 18 TONS 13 CWTs
 MINIMUM CURVE TRUCK WILL NEGOTIATE IS 1 1/2 CHAINS
 BINDING CHAINS 4 SETS INCLUDING SCREW COUPLINGS.
 ALL TIMBER FLOOR

SCALE 0 2 4 6 8 10 FEET

30 TON BOGIE BOLSTER TRUCK. B.R.
LETTERED - BOGIE BOLSTER C

471



TEL. CODE - BOBOL C.
 CARRYING CAPACITY 30 TONS.
 TARE 15 TONS 6 CWTS.
 MINIMUM CURVE 1 1/2 CHAINS.

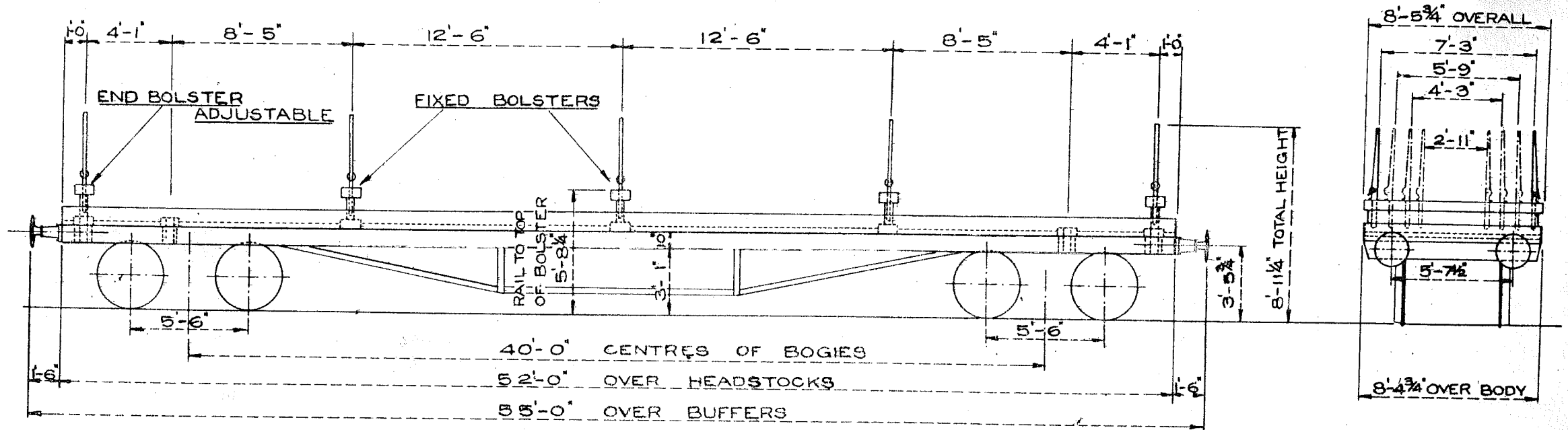
TEL. CODE ~~OR~~ LETTERED PRAWN FOR SERVICE VEHICLES.

SCALE 0 2 4 6 8 10 FEET.

42 TON BOGIE BOLSTER B.R.

LETTERED BOGIE BOLSTER 'D'

472.



TEL CODE:- BOBOL D
 TARE. 21 TONS 19 CWTS.
 MIN CURVE. 70 FEET RADIUS.
 BINDING CHAINS INCLUDING SCREW COUPLINGS.
 ALL TIMBER FLOOR.
 HAND LEVER BRAKE.

WHEELS 3'-1 ¹/₂" DIA
 BUFFERS 1'-6" DIA
 JOURNALS 10" x 5"

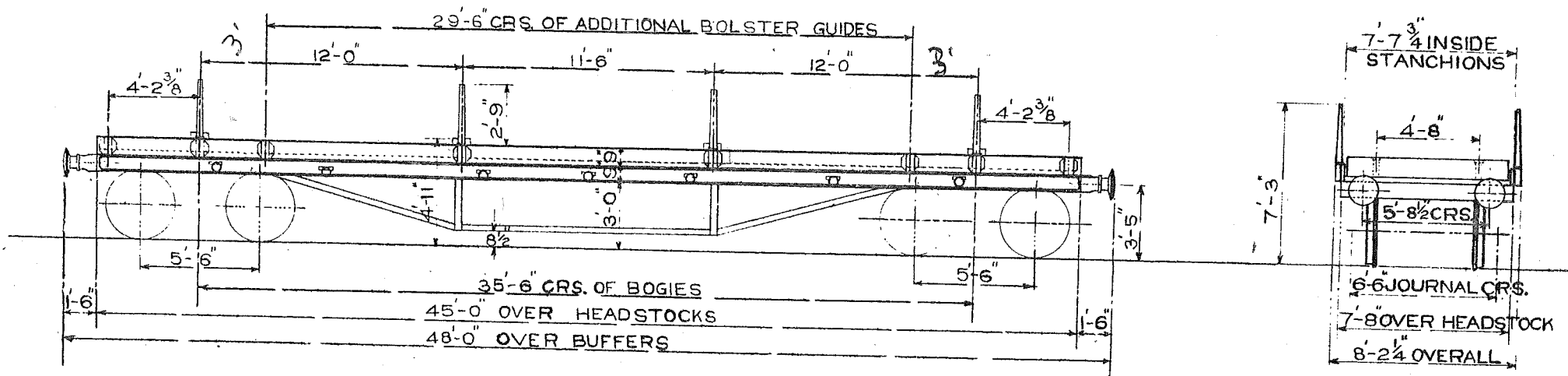
SCALE 0 1 2 3 4 5 6 7 8 9 10 FEET

30 TON BOGIE BOLSTER TRUCK
LETTERED- BOGIE BOLSTER C

B.R.

473

LOT
2496



TEL CODE- BOBOL C.
 TARE- 16 TONS O CWT.
 CARRYING CAPACITY- 30 TONS
 BRAKE- HAND LEVER
 MINIMUM CURVE- 1 1/2 CHAINS

Part lot 2583 - 1st 200 vehicles

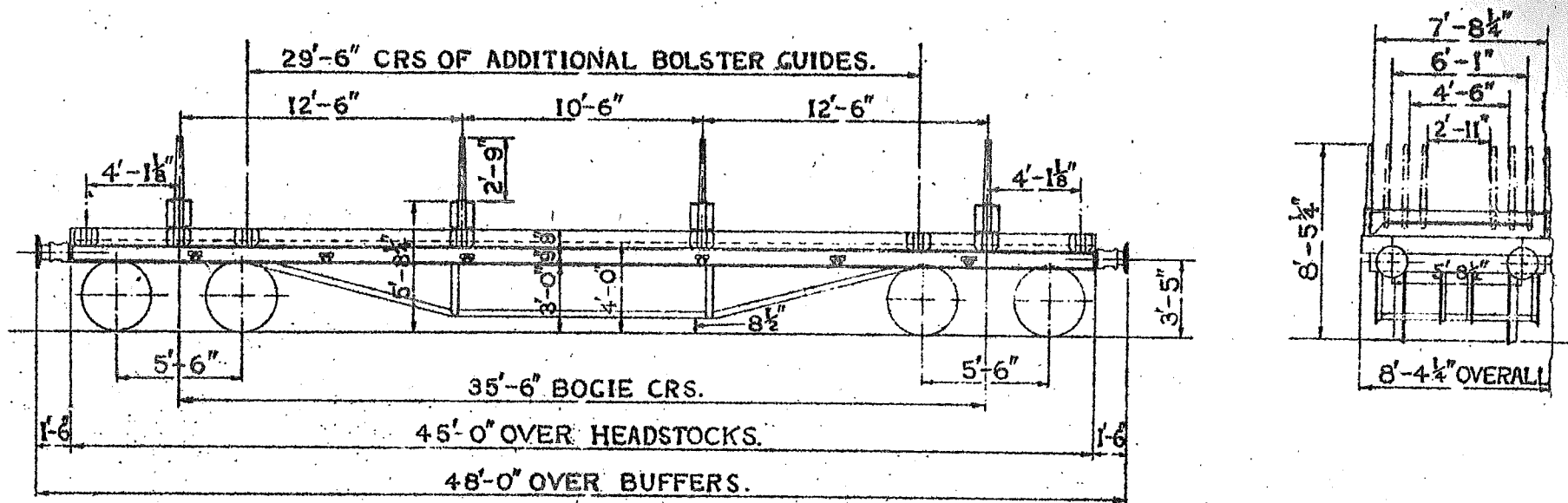
DIA WHEELS- 3'-1 1/2"
 JOURNALS- 9x4 1/2"
 BUFFERS- SELF CONTAINED
 BUFFER HEADS- 1'-4" DIA.
 COUPLINGS- 3 LINK
 BODY- STEEL
 FLOOR- WOOD

30 TON BOGIE BOLSTER WAGON.
LETTERED BOGIE BOLSTER C.

B.R.

474.

QTY	LOT
LAST	2583
250	
150	2759



TEL. CODE - BOBOLC. TARE 17 TONS 2 CWT
 BRAKE - HAND LEVER
 MINIMUM - CURVE 1 1/2 CHAINS.
 BODY - STEEL FLOOR - WOOD

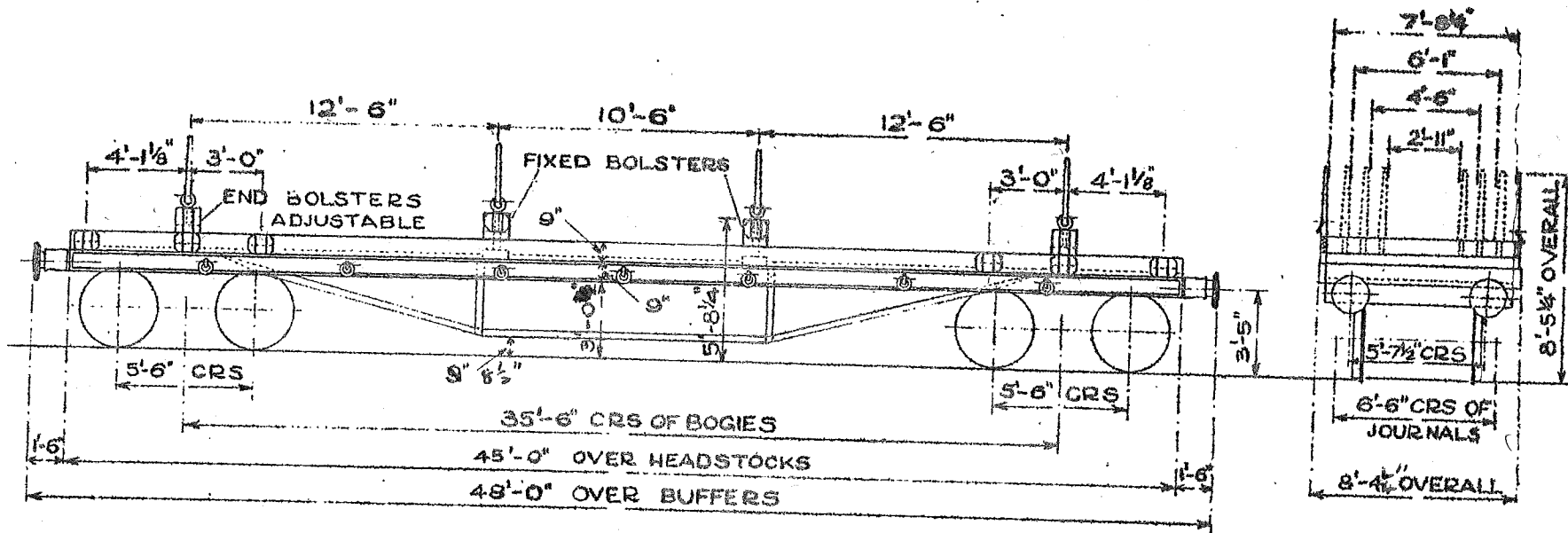
WHEELS - 3'-1 1/2" DIA. JOURNALS - 9" x 4 1/2"
 BUFFERS - SELF CONTAINED.
 BUFFER HEADS 1'-4" DIA.
 COUPLINGS - 3 LINK.

**30 TON BOGIE BOLSTER WAGON.
BOGIE BOLSTER 'C'**

B.R.

475.

LOT No.	
Pt. 2616	170 VEHICLES
2818	



TEL CODE - BOBOL C.
BRAKE - HAND LEVER.
MINIMUM CURVE - 1 1/2 CHAINS.
CARRYING CAPACITY - 30 TONS.

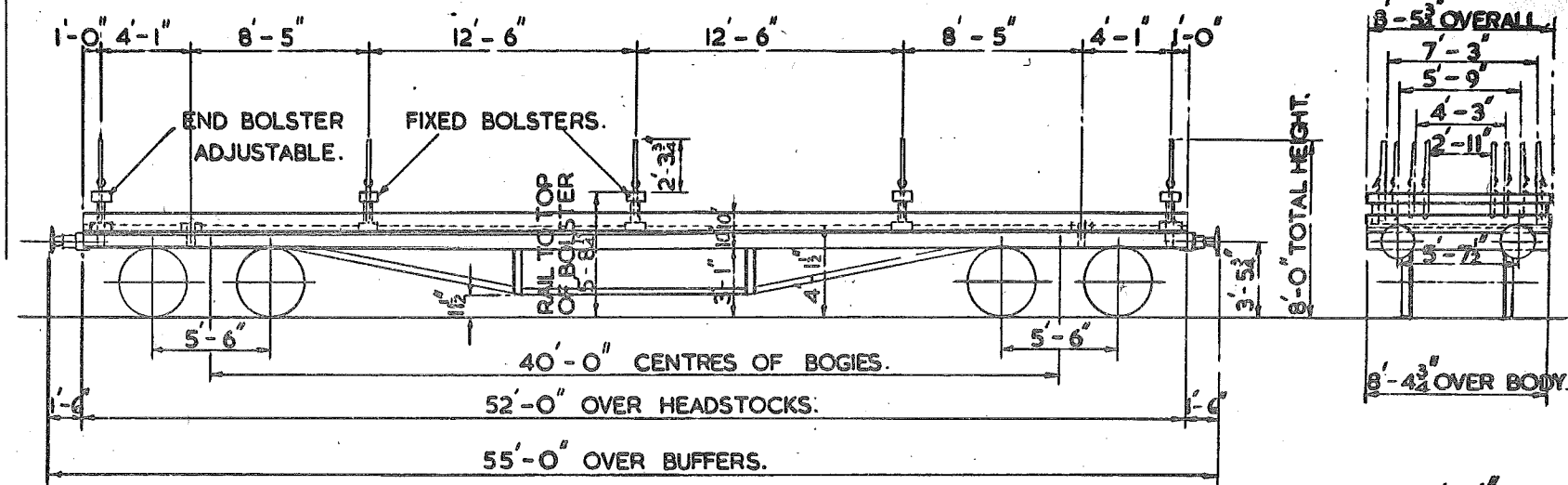
TARE - TONS CWT.
COUPLINGS - 3 LINK.
BODY - STEEL.
FLOOR - WOOD.

WHEELS - 3'-1 1/2" DIA.
JOURNALS - 10" x 5" 9' x 4 1/2"
BUFFERS - SELF CONTAINED.
BUFFER HEADS - 1'-4" DIA.

186 VEHICLES	LOT	DRG.	N ^o B927214 - 927399.
	No.	No.	
	3028	19535N	

42 TON BOGIE . BOLSTER.

LETTERED. BOGIE BOLSTER D.



TEL.CODE :- BOBOL D.

FLOOR :- WOOD.

TARE :- 21 TONS. 19 CWTs.

MINIMUM CURVE :- 70 FT.

CARRYING CAPACITY :- 42 TONS.

HAND LEVER BRAKE.

BINDING CHAINS INCLUDING SCREW COUPLINGS.

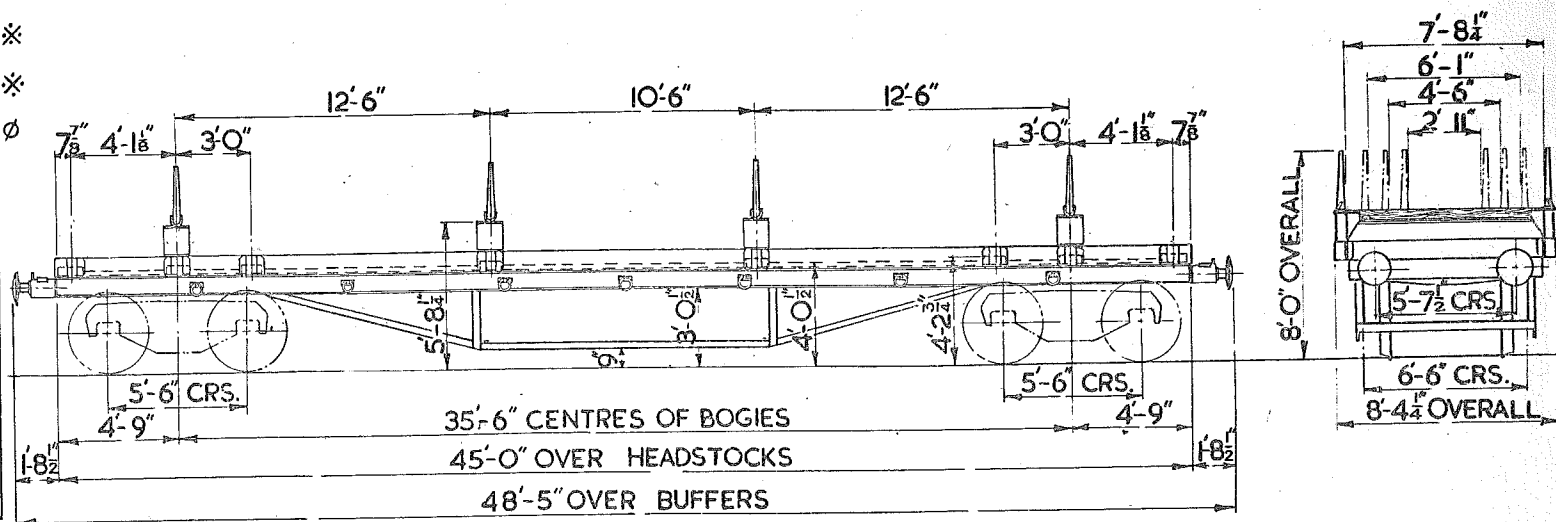
WHEELS :- 3'-1 1/2" DIA.
 JOURNALS :- 10' x 5"
 BUFFERS :- 1'-6" DIA.
 COUPLINGS :- 3 LINK.



30 TON BOGIE BOLSTER

477

LETTERED	TEL.CODE	LOT No.	QTY.	VEH Nos
BOGIE BOLSTER C	BOBOL C.	3059	100	B944640 TO B944739
"	"	3060	500	B922000 TO B922499
"	"	3155	200	B945791 TO B945990
"	"	3162	200	B922500 TO B922699
		3200	300	B922700 TO B922999
		3238	100	B923000 TO B923099



TARE:- 17 TONS 18 CWTS.
 BRAKE:- A.V.B. & HANDLEVER
 * HANDLEVER
 BODY:- STEEL
 BUFFER HEADS:- 1'-4" DIA.

FLOOR:- WOOD
 4 MOVEABLE BOLSTERS
 COUPLINGS:- INSTANTER
 * 3 LINK
 ∅ INTERNATIONAL SCREW
 (PART LOT)

WHEELS:- 3'-1 1/2" DIA.
 JOURNALS:- 4 3/8" DIA.
 (* 9" x 4 1/2")
 BUFFERS:- HYDRAULIC
 * 1'-6" SELF CONTAINED
 ∅ 2'-0 1/2" HYDRAULIC (PART LOT)

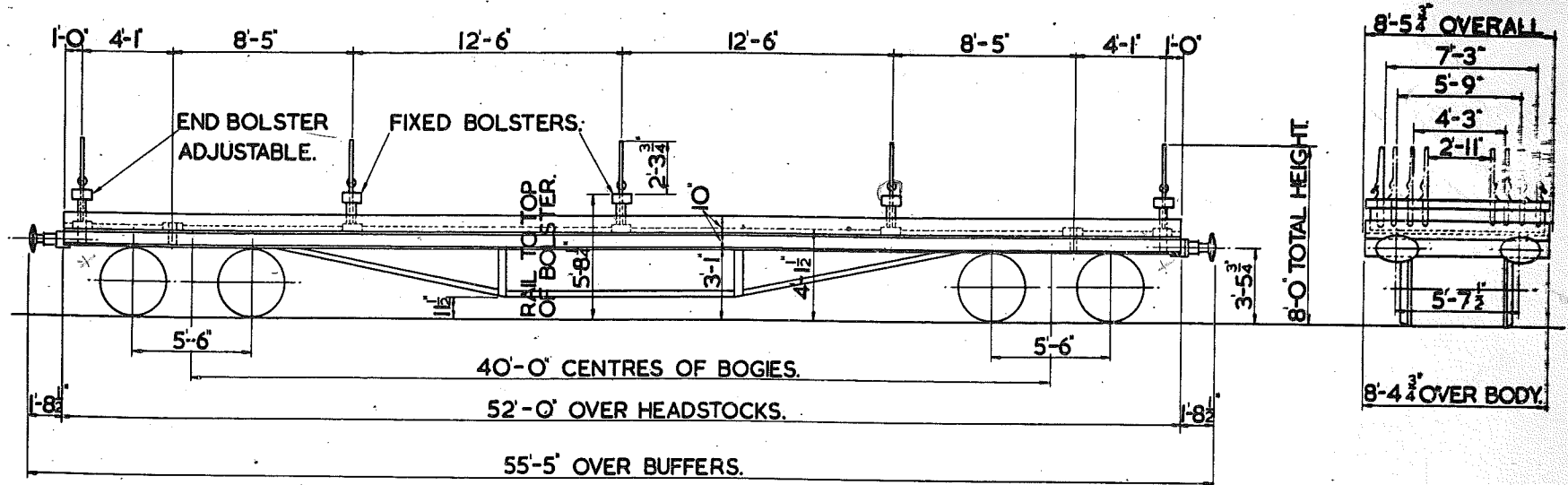
LOT No.	DRG. No.	QTY
3246	DN 27933	200

Nos. B927600-B927799

42 TON BOGIE BOLSTER.

LETTERED BOGIE BOLSTER D.

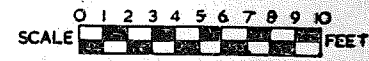
478



TEL. CODE:- BOBOL D.
TARE:- 22 TONS 1 CWT.
CARRYING CAPACITY:- 42 TONS.
BINDING CHAINS INCLUDING SCREW.

FLOOR:- WOOD.
MINIMUM CURVE:- 70 FT.
HAND SCREW & A.V. BRAKE WITH S.A.B.
REGULATOR.

WHEELS:- 3'-1 1/2" DIA.
JOURNALS:- 10"x5"
BUFFERS:- 24"x14"
COUPLINGS:- INSTANTER.



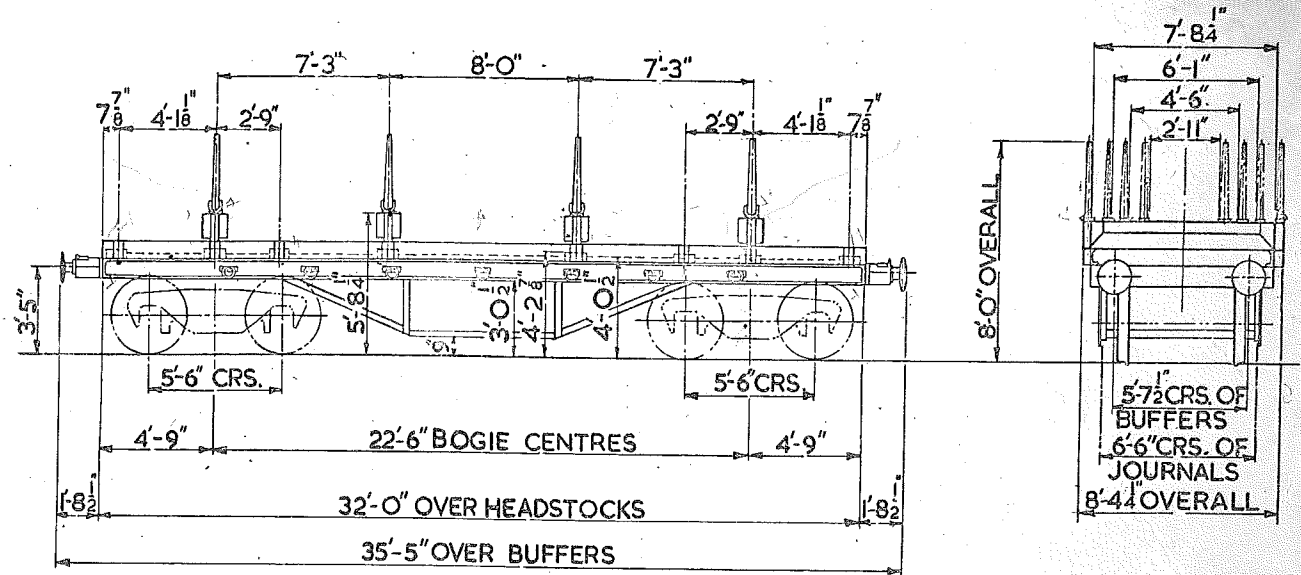
Svenska Anstaltslaget Bromsregulator
Automatic slack adjuster

30 TON BOGIE BOLSTER E

32 TON

479

LETTERED	TEL.-CODE	LOT No	QTY.	VEH.No
BOGIE BOLSTER E	BOBOLE E	3343	1,100	B923300 TO B924399



TARE:- 15 TONS 14 CWTS
 BRAKE:- A.V.B. &
 HANDLEVER.
 BUFFER HEADS:- 1'-4" DIA.
 FLOOR:- WOOD
 BODY:- STEEL

4 MOVEABLE BOLSTERS
 COUPLINGS:- INSTANTER
 WHEELS:- 3'-0" DIA.
 JOURNALS:- 4 3/8" DIA.
 BUFFERS:- HYDRAULIC
 BOGIE:- CAST STEEL

MIN. CURVE :- 1 1/2 CHAINS

40 TON BOGIE BOLSTER TRUCK.

480

LETTERED - BOGIE BOLSTER C.

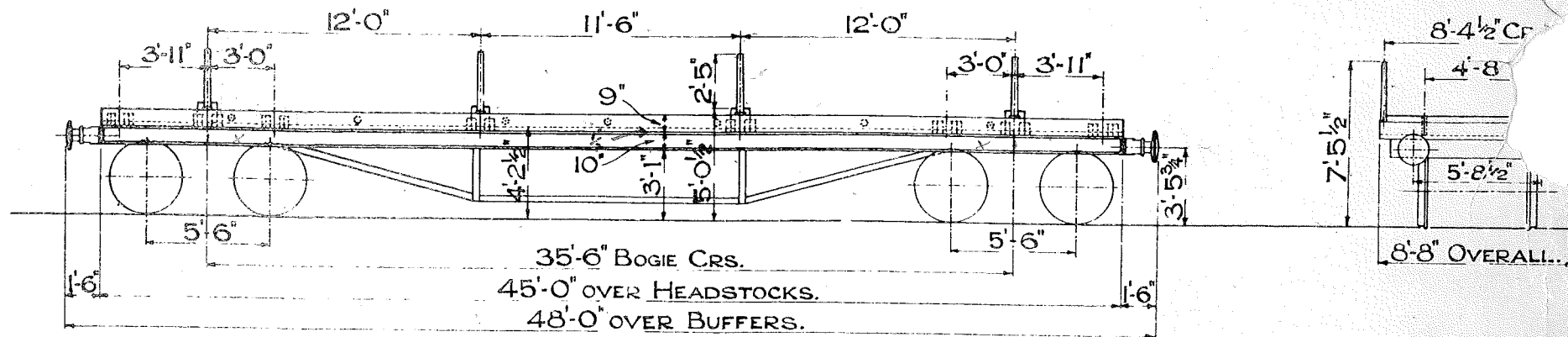
LOT No.

480

946000 - 946049 (50)

with inside (side to side) 8' 5"
... Settings 8.0
... between outer stanchions 8.0

Height floor to top of side 6.0
Length bolster pin 2.8



TEL. CODE-BOBOL C. TARE 19 TONS 7CWTS.
 MINIMUM CURVE 1/2 CHAINS.
 TIMBER FLOOR.

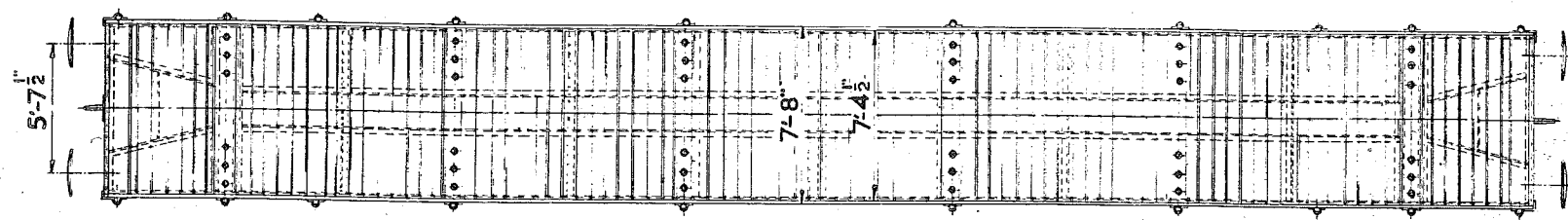
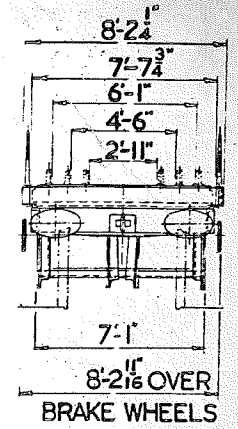
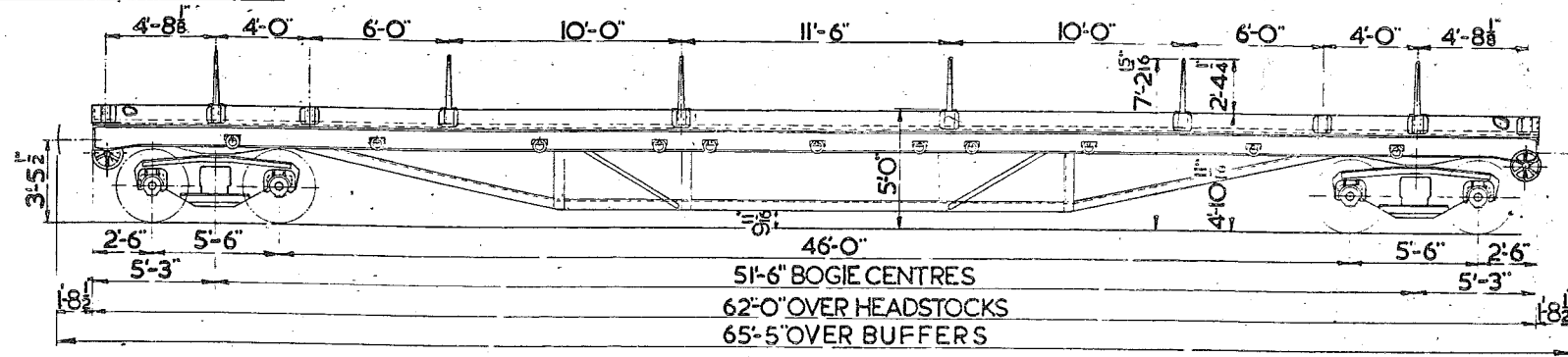
3'-1 1/2" DIA. WHEELS.
 10" X 5" JOURNALS.
 1'-4" DIA. BUFFERS.



LETTERED	LOT No	QTY.	VEH.Nos.
BORAIL WG	3263	15	B 946050- B 946064

50 TON BOGIE BOLSTER

NOT TO GO OVER
 Type - T.E.S. - HEALEY MILLS - HULL INWARD ^{1/2} HUMPS
 481



TEL.CODE:- BORAIL WG.
 TARE:-
 MIN.CURVE:- 2 CHAINS
 BRAKE:- HAND SCREW
 (VAC. PIPED)

WHEELS:- 3'-12 1/2"
 JOURNALS:- 5 1/2" DIA.
 BUFFERS:- HYDRAULIC
 BUFFER HEADS:- 2'-0" X 1'-2"
 COUPLINGS:- INSTANTER

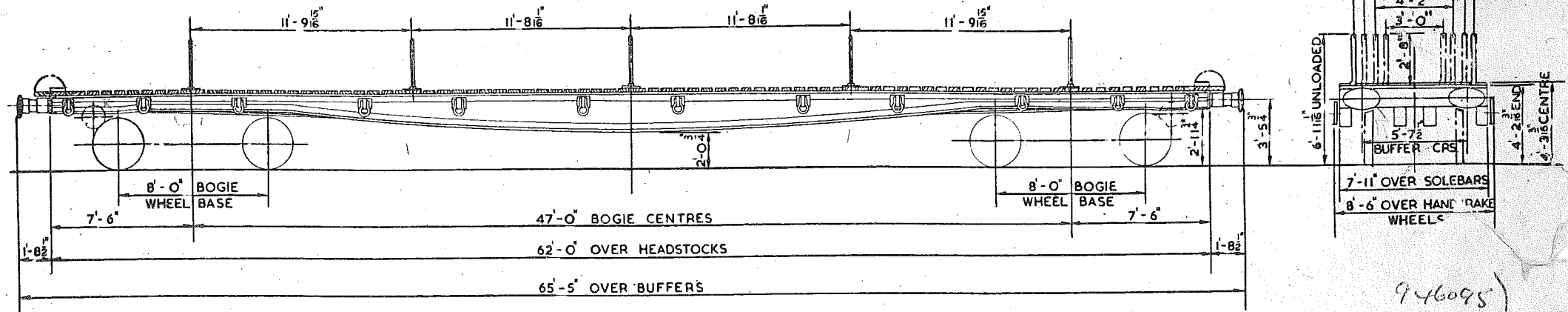
LOT
3267

QTY
10

50 TON BORAIL.
FOR CONVEYANCE OF PRESTRESSED CONCRETE BEAMS.
LETTERED BORAIL EC.

482

*height from axle
above 9' 10"*



*48
49
50
51
52
53
54
55
56
57
58
59
60
61*

TEL. CODE - BORAIL EC.
BRAKE - A.V. B. & HAND.
CARRYING CAPACITY - 50 TONS OVER 47'-0"
TARE - 31 TON 2 CWT. 30 TONS OVER HEADSTOCKS.
MINIMUM CURVE - 1/2 CHAINS.
BINDING CHAINS - 4 SETS INCLUDING SCREW COUPLINGS.
VEHICLE NUMBERS B 946065 TO B 946074.

FLOOR - WOOD

WHEELS - 2'-8" DIA.
JOURNALS - ROLLER BEARINGS 5 1/2" DIA.
BUFFERS - SELF CONTAINED.
BUFFER HEAD - 24" x 14" OVAL.
COUPLINGS - INSTANTER.

946095
946127
946129
946187
290
204
206
208

*Bolsters
in
(End)
Headstock
Pos. 1/2*



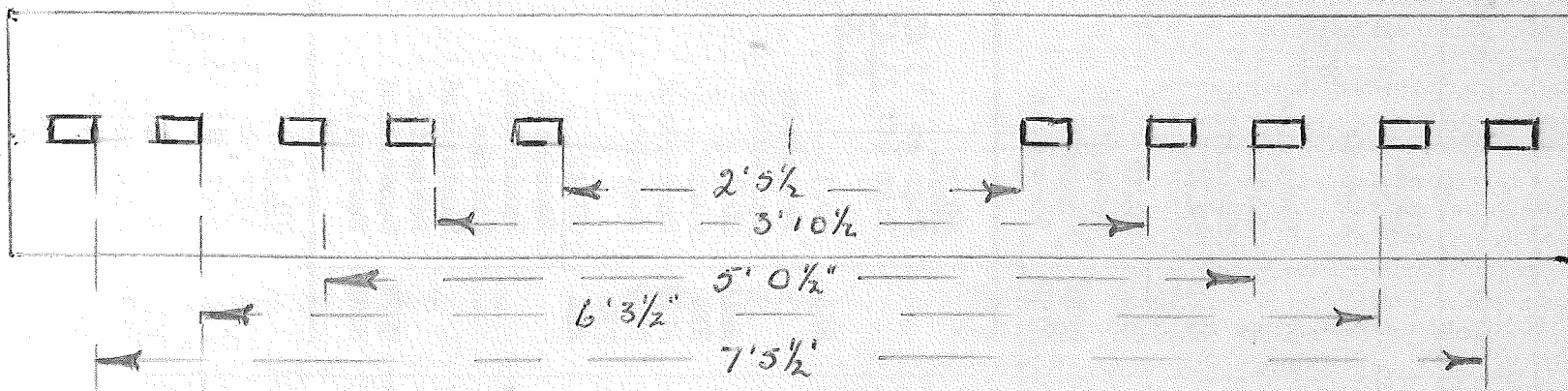
WITHDRAWN - PENDING LITIGIOUS MATTERS.

BORAIL KE FITTED WITH BOLSTERS

SEEN JAN 1981

BOLSTER HEIGHT 5'5 1/2" ARL

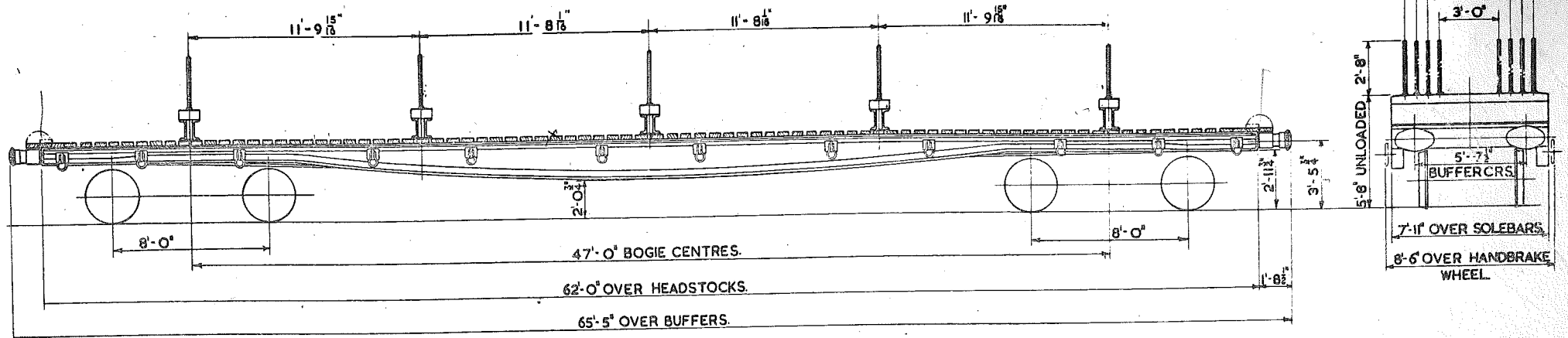
Nº 946070 TAKEN AS PATTERN



NOTE: TRACK WAS 40000 MILES DATA MODIFIED WITH ARL BOLSTERS AND MUST BE USED FOR 1100 LONG RAILS.
PLASTIC LABELLED TO CARD FRONT

LOT. QTY.
3268 40

**50 TON BOGIE BOLSTER
LETTERED BORAIL MB OR BORAIL E.B.**



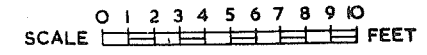
See 482

TEL. CODE - BORAIL MB OR BORAIL E.B.
BRAKE - AV B & HAND.
CARRYING CAPACITY - 50 TONS.
TARE -
MINIMUM CURVE - $\frac{1}{2}$ CHAINS.

FLOOR - WOOD

WHEELS - $2'-8"$ DIA.
JOURNALS - ROLLER BEARINGS $5\frac{1}{2}"$ DIA.
BUFFERS - SELF CONTAINED.
BUFFER HEAD $24 \times 14"$ OVAL.
COUPLINGS - INSTANTER.

VEHICLE NUMBERS - BORAIL MB - B946075 TO B946089
BORAIL E B - B946090 TO B946114.



WITHDRAWN PENDING INSTRUCTIONS.
NOTE:- 946187 AND 946206 HAVE BEEN MODIFIED WITH RND BOLSTERS AND MUST BE USED FOR ALL LONG LOADS.
PLASTIC LABELLED TO CARO FREET

200
VEHICLES
"

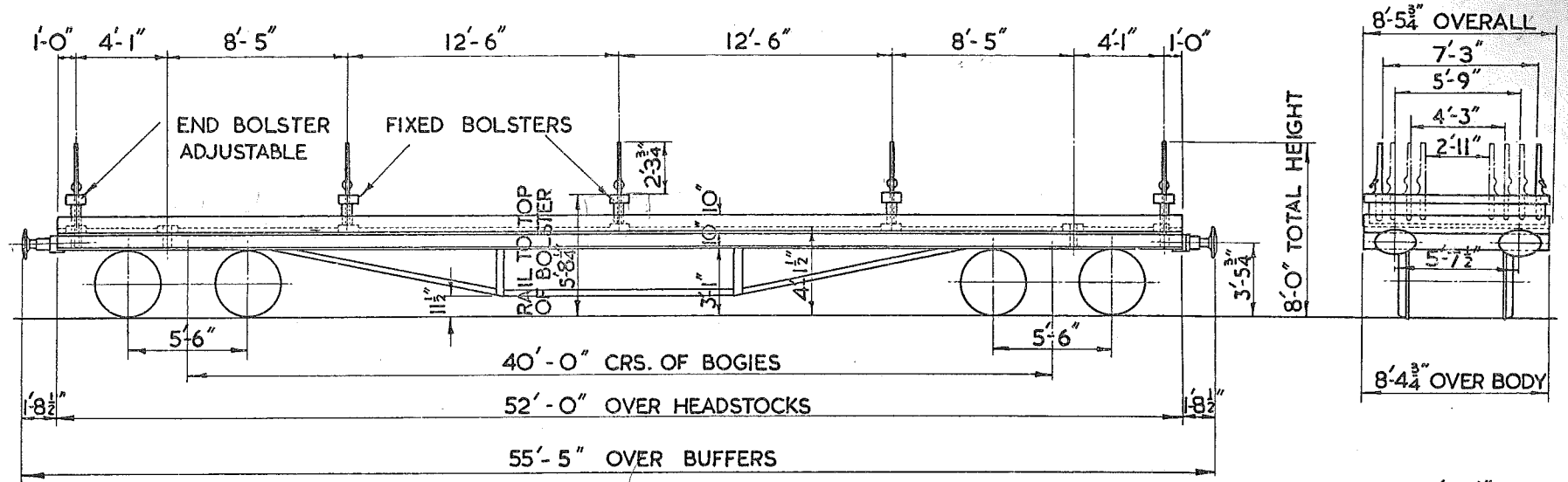
LOT N ^o	DRG N ^o
3407	DN 29382
3408	29382

N^{os} B 927800 - B 927999
" B 928000 - B 928199

42 TON BOGIE BOLSTER.

LETTERED BOGIE BOLSTER D

484



TEL CODE :- BOBOL D.
TARE :- 22 TONS 1 CWT.
CARRYING CAPACITY :- 42 TONS.
BINDING CHAINS INCLUDING SCREW
MINIMUM CURVE 70 FT.
HAND LEVER & A.V.B BRAKE WITH S.A.B
REGULATOR.

FLOOR :- WOOD

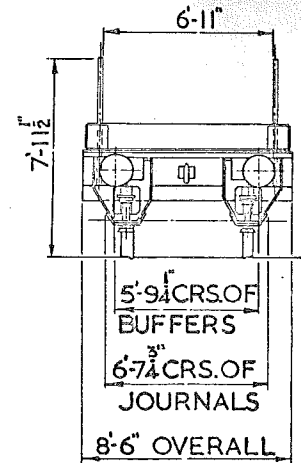
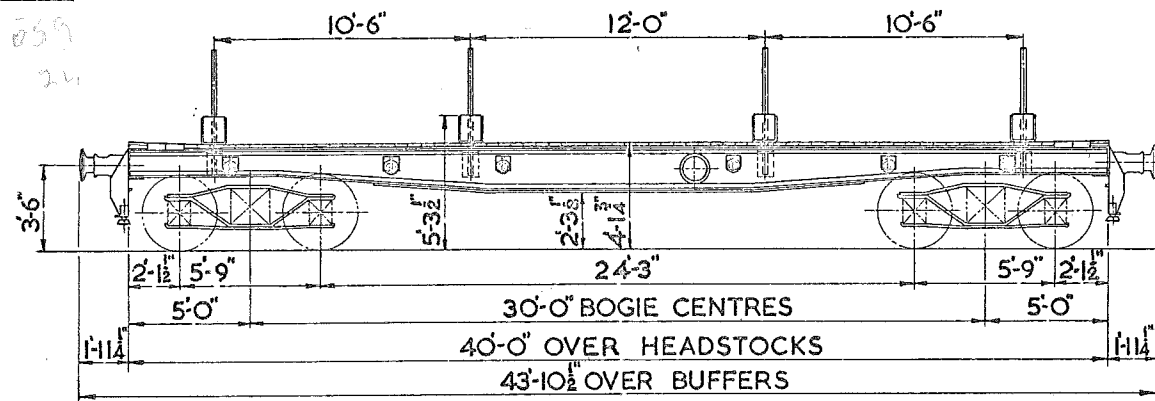
WHEELS :- 3'-1 1/2" DIA.
JOURNALS :- 4 7/8" DIA.
BUFFERS :- 24' x 14"
COUPLINGS :- INSTANTER.
BOGIE :- CAST STEEL.

50TON BOGIE BOLSTER B

CONVERTED FROM WARFLAT

485

LETTERED	TEL-CODE	LOT N ^o	QTY.	VEH.N ^o
BOGIE BOLSTER B	BOBOL B	3414	255	W160000 TO W160254



TARE :- 22 TONS 4CWTS.

MIN. CURVE :- 120 FT.

FLOOR :- WOOD

BRAKE :- SCREW
(SOME VAC. FITTED)

WHEELS :- 3'-0" DIA.

JOURNALS :- 11" x 5 1/2"

BUFFER HEADS :- 1'-3 3/4" DIA.

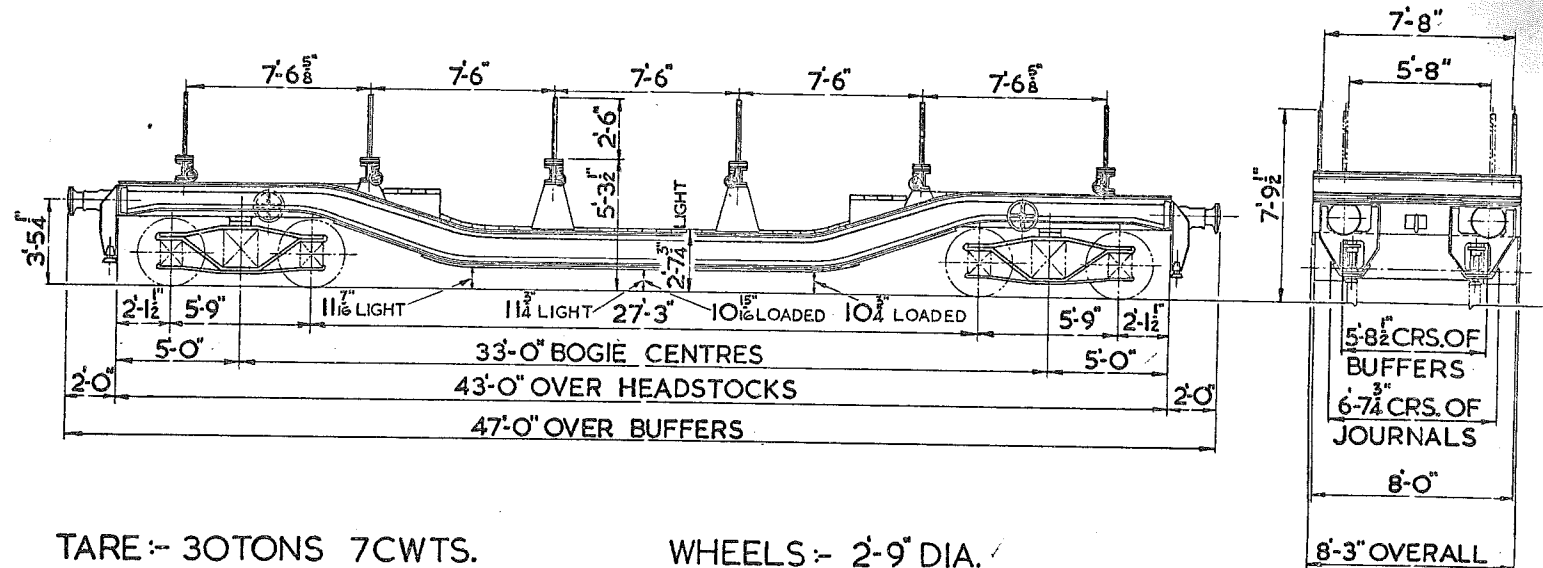
BUFFERS :- SELF CONTAINED

COUPLINGS :- SCREW

LETTERED	TEL-CODE	LOT No.	QTY.	VEH.No.
BOGIE BOLSTER B	BOBOL B	3415	40	W160800 TO W160839

30TON BOGIE BOLSTER B
 CONVERTED FROM WARWELL A

486



TARE :- 30TONS 7CWTS.
 MIN. CURVE :- 120'-0"
 FLOOR :- WOOD & STEEL
 BRAKE :- SCREW
 (SOME VAC. FITTED)

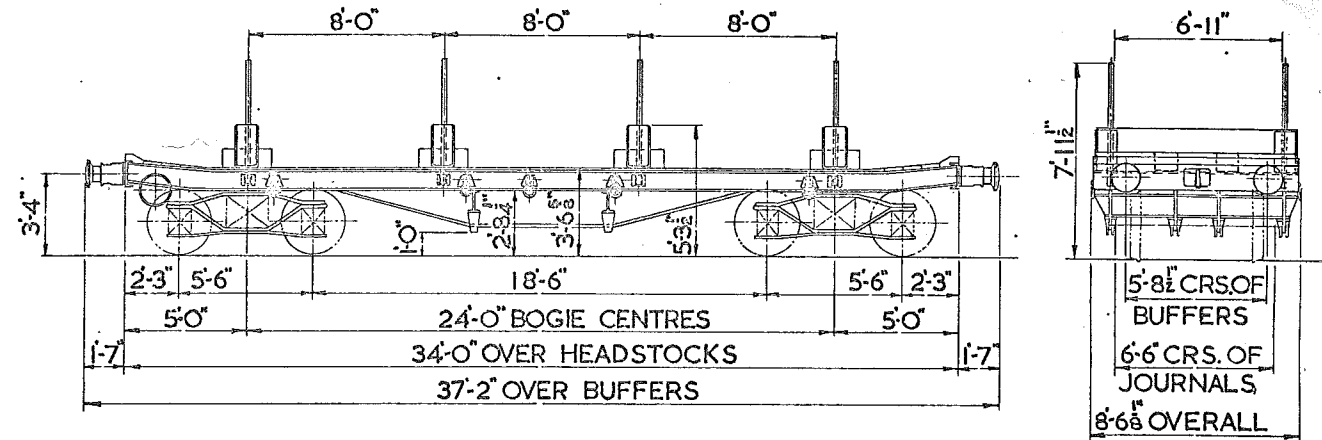
WHEELS :- 2'-9" DIA.
 JOURNALS :- 11" x 5 1/2"
 BUFFER HEADS :- 1'-3 3/4" DIA.
 BUFFERS :- SELF CONTAINED
 COUPLINGS :- SCREW

35TON BOGIE BOLSTER A

CONVERTED FROM RECTANK

487

LETTERED	TEL-CODE	LOT N ^o	QTY.	VEH. N ^o
BOGIE BOLSTER A	BOBOL A	3418	5	W162000 TO W162004



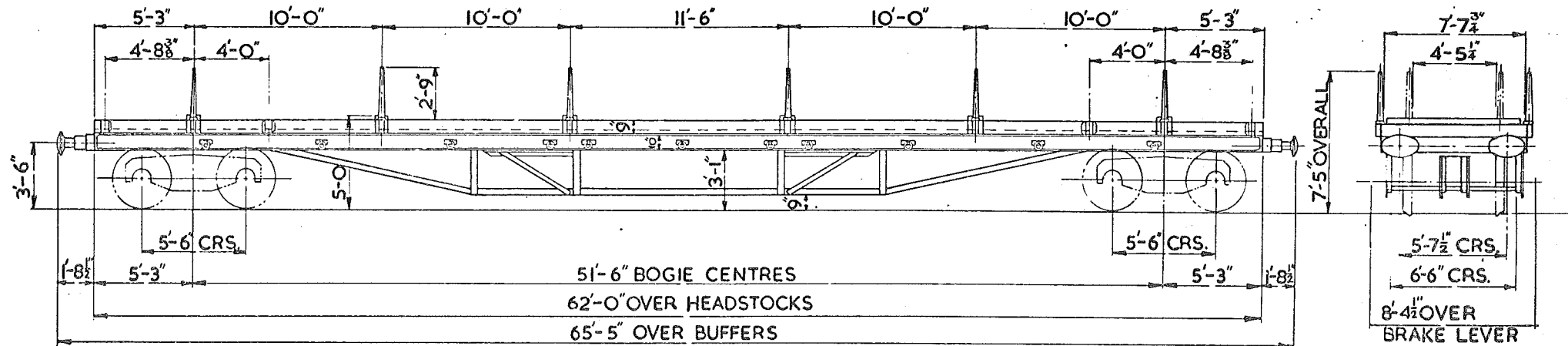
TARE :- 15 TONS 15 CWTs.
 MIN. CURVE :- 1 1/2 CHAINS
 FLOOR :- WOOD & STEEL
 BRAKE :- SCREW

WHEELS :- 2'-8 1/2" DIA.
 JOURNALS :- 10" x 5"
 BUFFER HEADS :- 1'-2" DIA.
 BUFFERS :- SELF CONTAINED
 COUPLINGS :- 3 LINK

LETTERED	TEL.CODE	LOT No.	QTY.	VEH. No.
BORAIL 'WF'	BORAIL 'WF'	1305	10	B4977 TO B4986
BORAIL 'SA'	BORAIL 'SA'	PART 2208	9	B996795 TO B996803

40 TON BOGIE RAIL WAGON

488



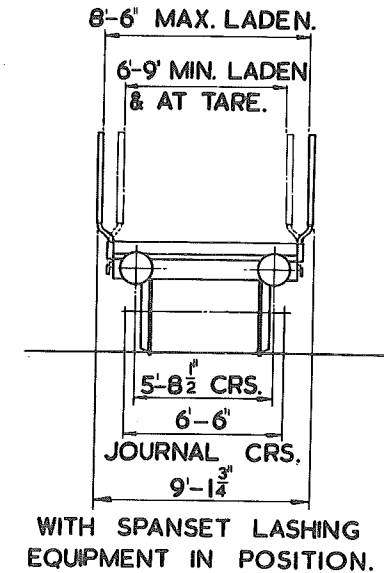
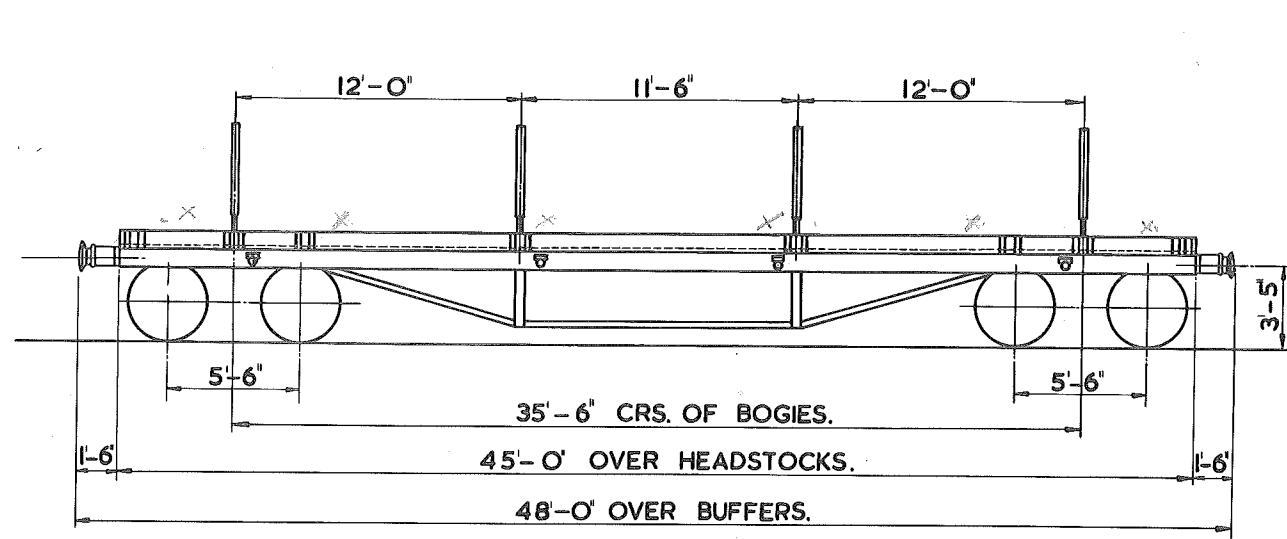
TARE:- 21 TON 16 CWT.
 BRAKE:- A.V.B. & HAND LEVER
 WHEELS:- 3'-1 1/2" DIA.
 JOURNALS:- 10" X 5"

MIN CURVE:- 2 CHAINS .
 6 MOVEABLE BOLSTERS
 BODY:- STEEL
 FLOOR:- WOOD

COUPLINGS:- INSTANTER
 BUFFERS:- HYDRAULIC
 BUFFER HEADS:- 24" X 14"

30 TON BOGIE BOLSTER TRUCK.
 LETTERED - BOGIE BOLSTER BBQ - FOR CONVEYANCE OF STEEL PIPES.

B R 1/489



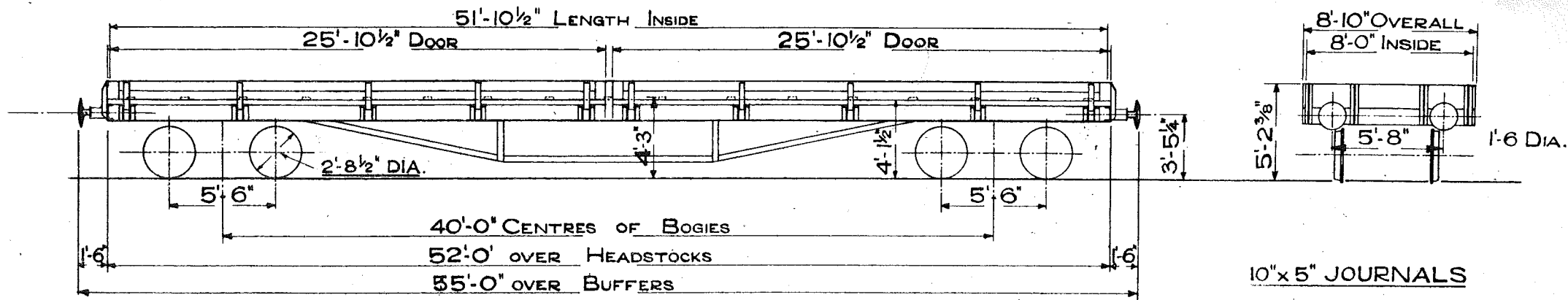
TEL. CODE:- BOBOL BBQ
 TARE:- 15 TONS 6 CWT.
 & 16 TONS 0 CWT.
 MIN. CURVE :- 1 1/2 CHAINS
 BRAKE :- HAND LEVER

BODY:- STEEL
 FLOOR:- WOOD

WHEELS :- 3'-1 1/2"
 JOURNALS :- 9" x 4 1/2"
 COUPLINGS :- 3 LINK
 BUFFERS :- SELF CONTAINED
 BUFFER HEADS:- 1'-4" DIA.

42 TON BOGIE PLATE WAGON. B.R. 490

LETTERED - BOPLATE E.



TEL. CODE - BOPLATE E.

TEL CODE & LETTERED WHEELK FOR SERVICE VEHICLES.

CARRYING CAPACITY 42 TONS

TARE 18 TONS 6 CWT. To 19 TON 18 CWT.

MINIMUM CURVE TRUCK WILL NEGOTIATE IS 70 FEET

ALL WOOD FLOOR

DROP SIDES

2. 8 1/2" DIAWHEELS FOR LOT 2010 ONLY

3. 1 1/2" " " FUTURE

5. 8" CENTRES BUFFERS LOT 2010 ONLY

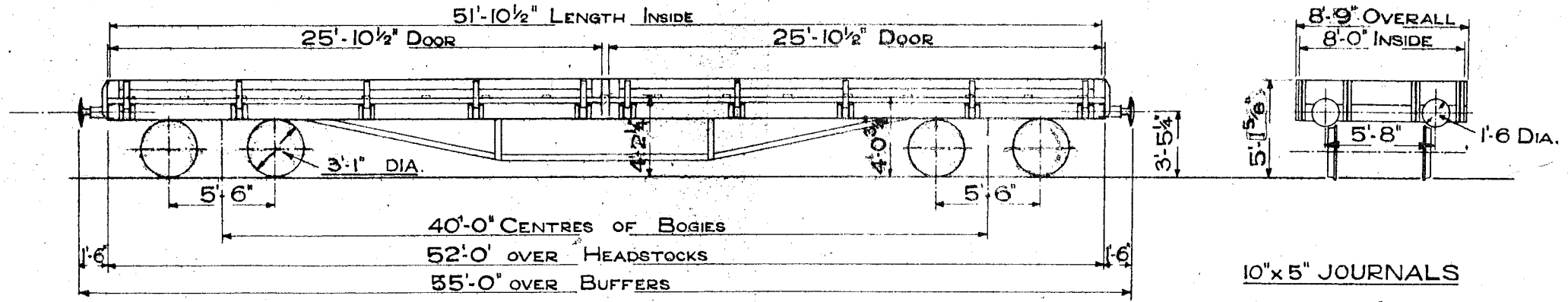
5. 7 1/2" " " FUTURE

0 2 4 6 8 10
SCALE FEET

42 TON BOGIE PLATE WAGON.

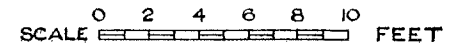
CODE - BOPLATE E.

491



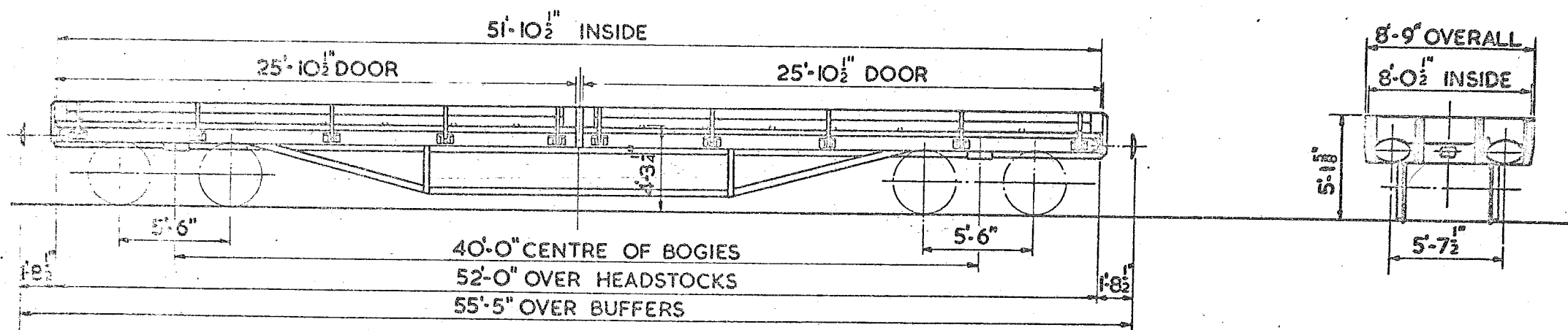
TEL CODE BOPLATE E
 CARRYING CAPACITY 42 TONS
 TARE 19 TONS 4 CWT.
 MINIMUM CURVE TRUCK WILL NEGOTIATE IS 70 FEET
 ALL WOOD FLOOR
 DROP SIDES

David High (World Bright's office) Deady
 Boplates E can be loaded
 30 tons @ 36ft centres, i.e. 13ft each side of centre
 29 tons @ 30ft centres i.e. 15ft each side of centre



42 TON BOGIE PLATE WAGON
LETTERED - BOPLATE E

492

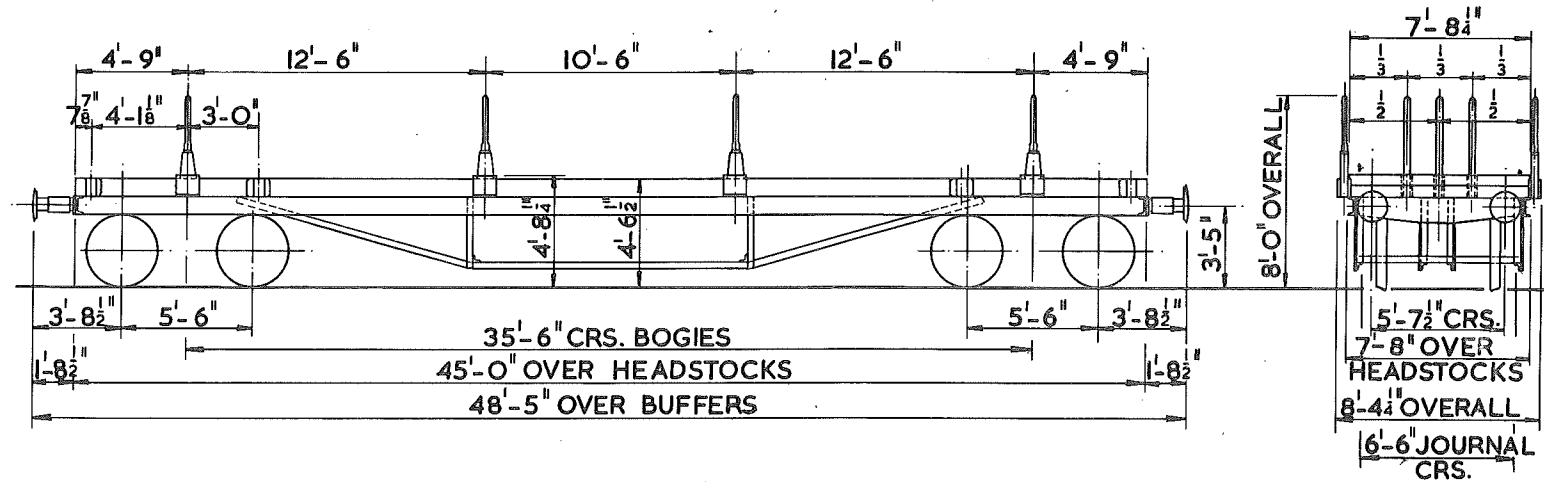


TELE CODE - BOPLATE "E".
 CARRYING CAPACITY - 42 TONS.
 TARE - 19T. 2CWT.
 MIN. CURVE WAGON WILL NEGOTIATE - 70 FT.
 WOOD FLOOR.
 DROP SIDES.

WHEELS: 3'-1 1/2" DIA.
 JOURNALS: - 4 7/8" DIA. ROLLER BEARINGS.
 BUFFERS: - HYDRAULIC.
 BUFFER HEADS: - 2'-0" x 1'-2" OVAL.
 COUPLING: - INSTANTER.

BOGIE BOLSTER H
CONVERTED FROM BOGIE BOLSTER C (DIAG. 477)

BRI/493



TARE - 17 TON 12 CWT (AVERAGE)
 CARRYING CAPACITY - 30 TON
 MAX. SPEED - 50 M.P.H.
 BRAKE - A.V.B.
 MIN. CURVE - 1 1/2 CHAINS

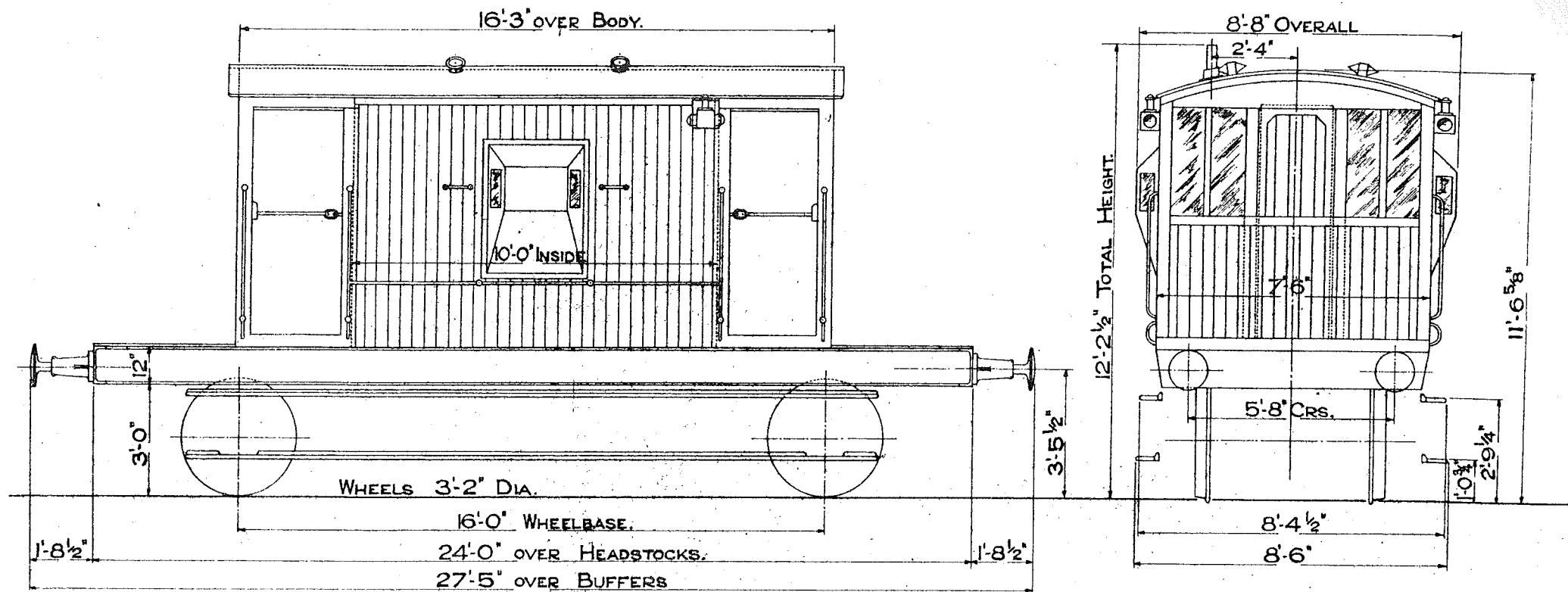
SPRINGS - COIL
 WHEELS - 3'-1 1/2" DIA.
 JOURNALS - 9" x 4 1/2" PLAIN BEARINGS
 BUFFERS - SELF-CONTAINED
 BUFFER HEADS - 1'-4" DIA.
 COUPLINGS - INSTANTER

4 FIXED TIMBER BOLSTERS - 5 STANCHION POSITIONS

BOGIE - PLATE
 FLOOR - WOOD
 UNDERFRAME - STEEL

TAKEN FROM LOT Nos. 3162
 3200
 3238
 3341
 3397

20 TON GOODS BRAKE VAN. 500

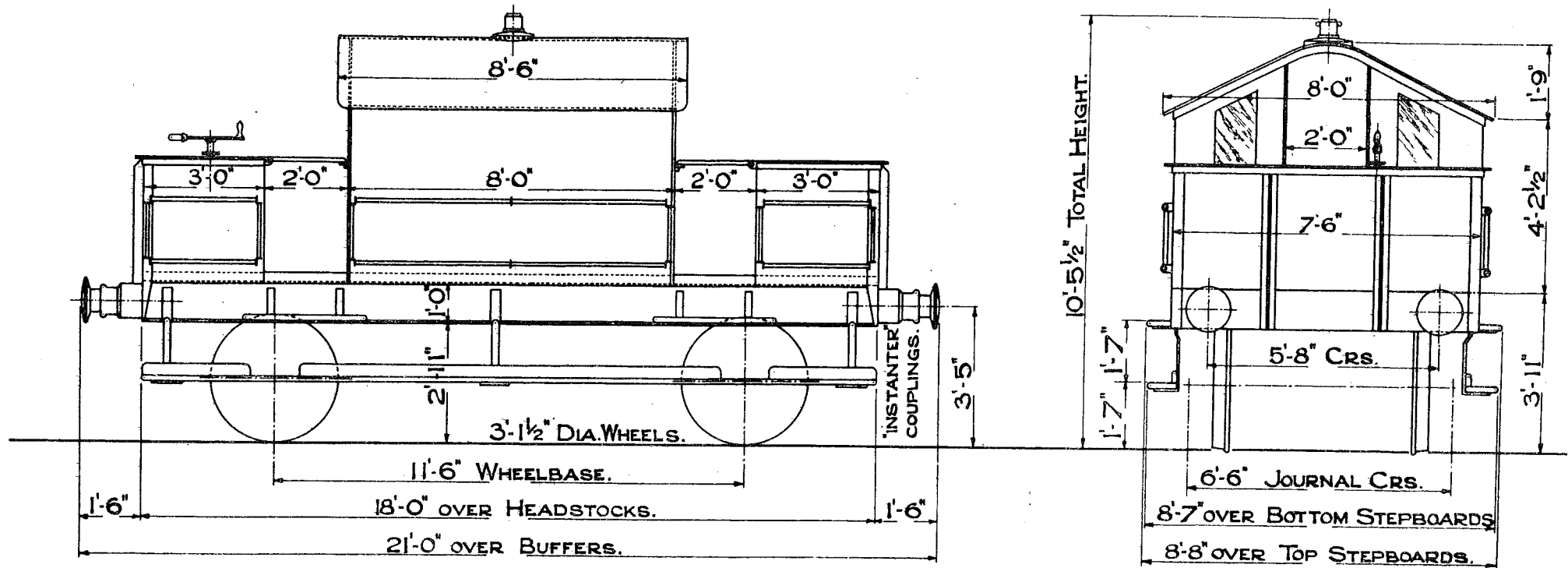


TEL. CODE-TOADFIT. TARE 20 TONS 0 CWTS.
 FITTED A.V.B. & SCREW HAND BRAKE.
 MINIMUM CURVE 1 1/2 CHAINS.

SCALE 0 1 2 3 4 5 6 7 8 9 10 FEET.

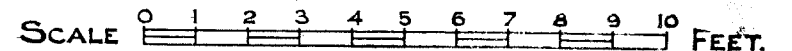
12 TON GOODS BRAKE VAN.

501



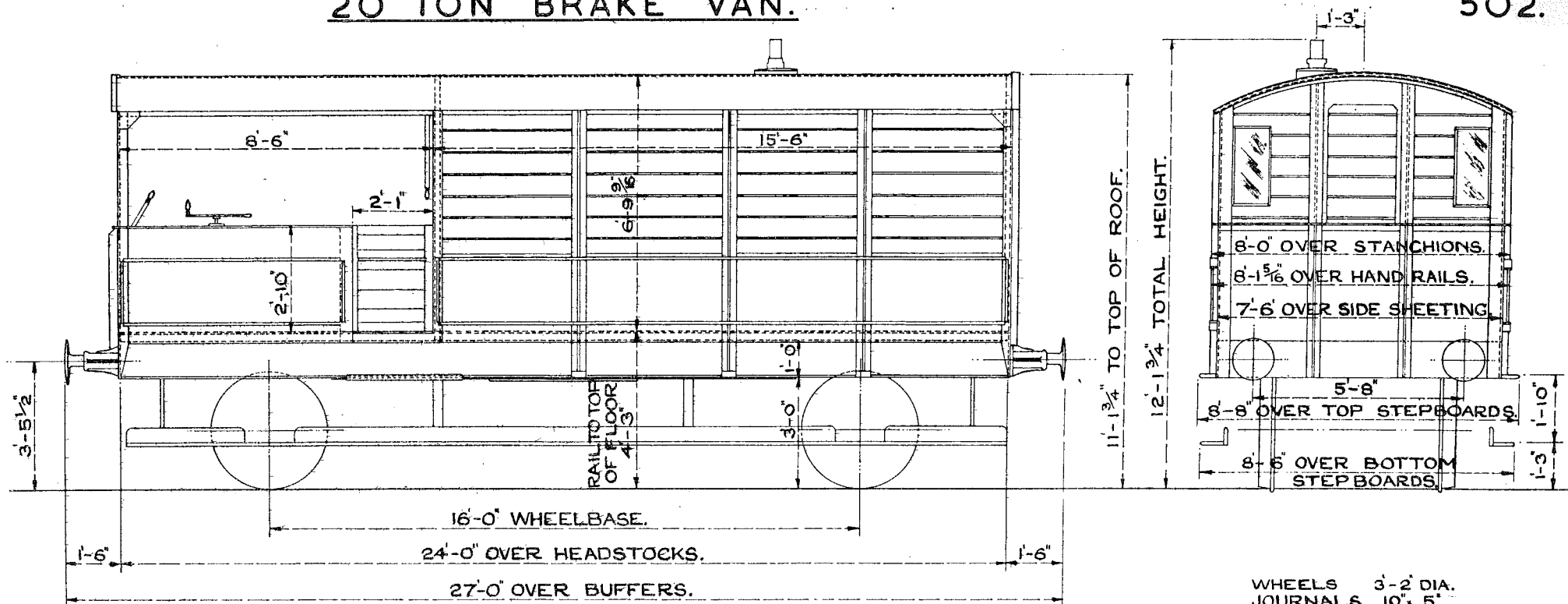
TEL.CODE- TOAD. TARE 12 TONS OCWTS.
 SCREW HAND BRAKE.
 MINIMUM CURVE 1 CHAIN.

1'-1" DIA. BUFFERS.
 8"x4" JOURNALS



20 TON BRAKE VAN.

502.

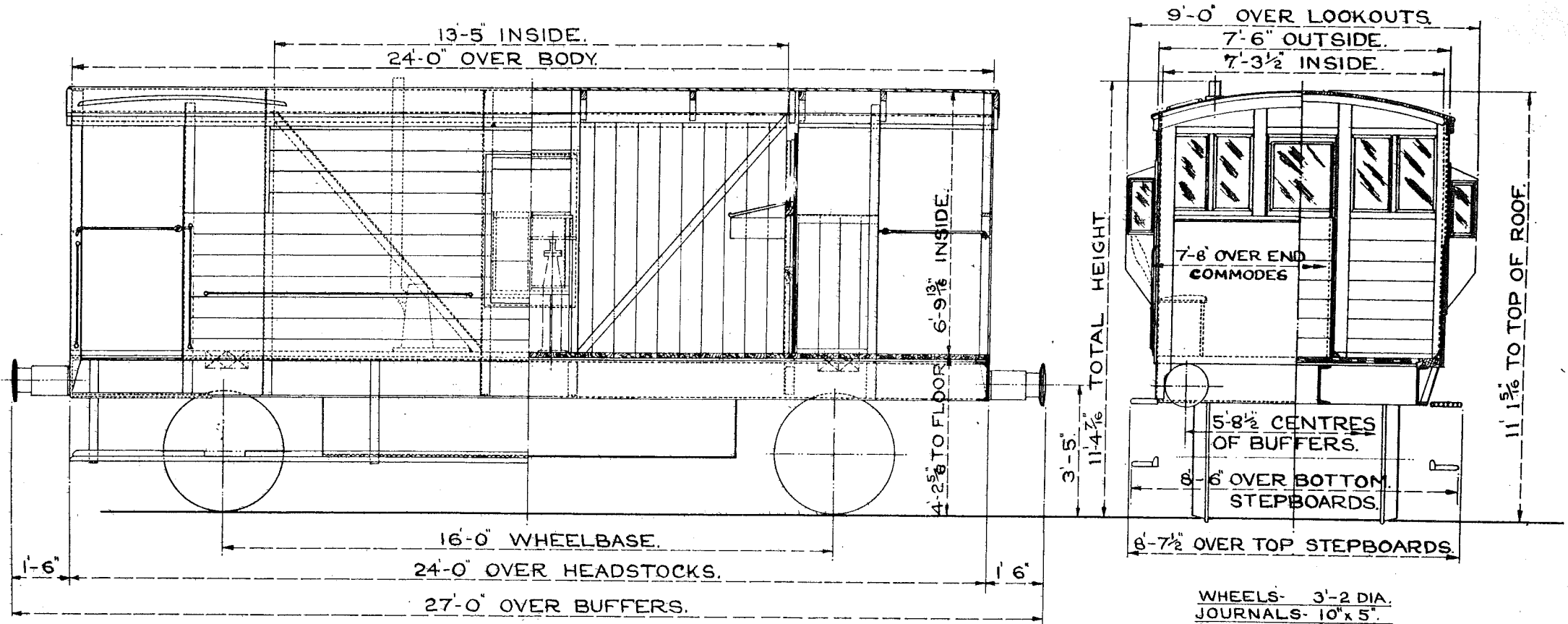


TEL.CODE:- TOAD.
 TARE. 20 TONS.
 MIN. CURVE 1 1/2 CHAIN.
 SCREW HAND BRAKE.

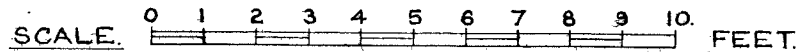
SCALE. 0 1 2 3 4 5 6 7 8 9 10 FEET.

20 TON BRAKE VAN.

503.

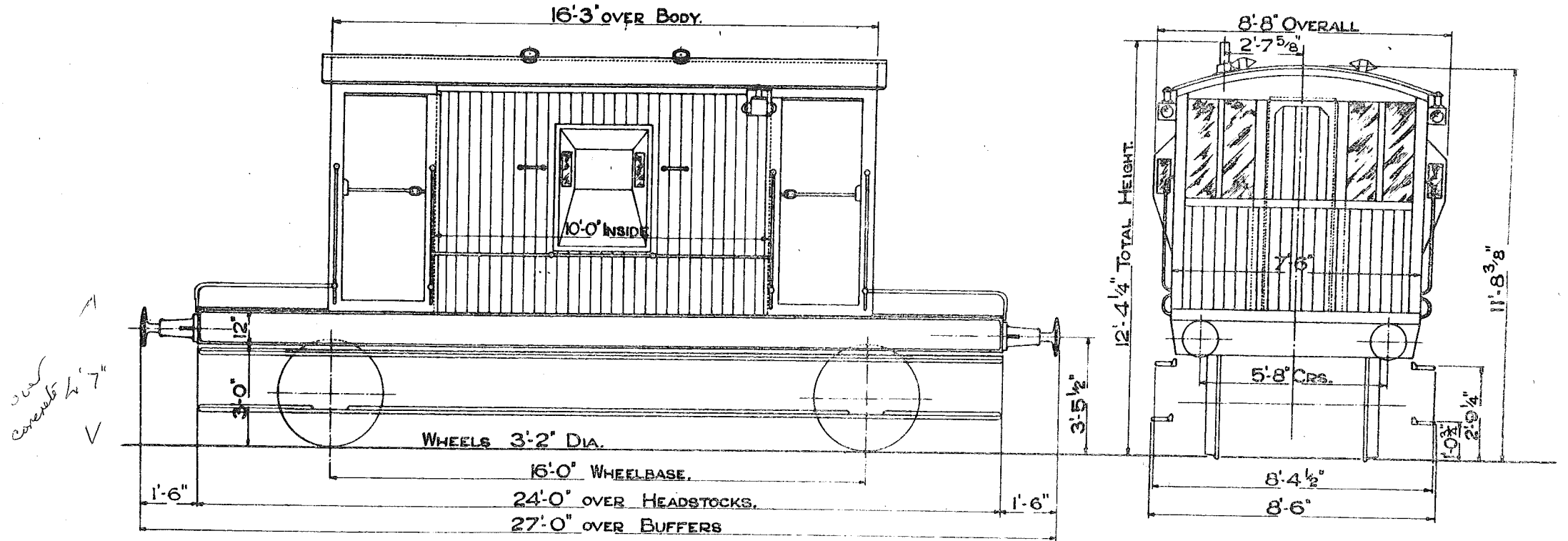


TEL CODE- TOAD. TARE 20 TONS.
 MIN. CURVE 1¹/₂ CHAIN. SCREW BRAKE.




WHEELS- 3'-2 DIA.
 JOURNALS- 10" x 5".
 BUFFERS- 1'-1" DIA.

20 TON GOODS BRAKE VAN. B.R. 504

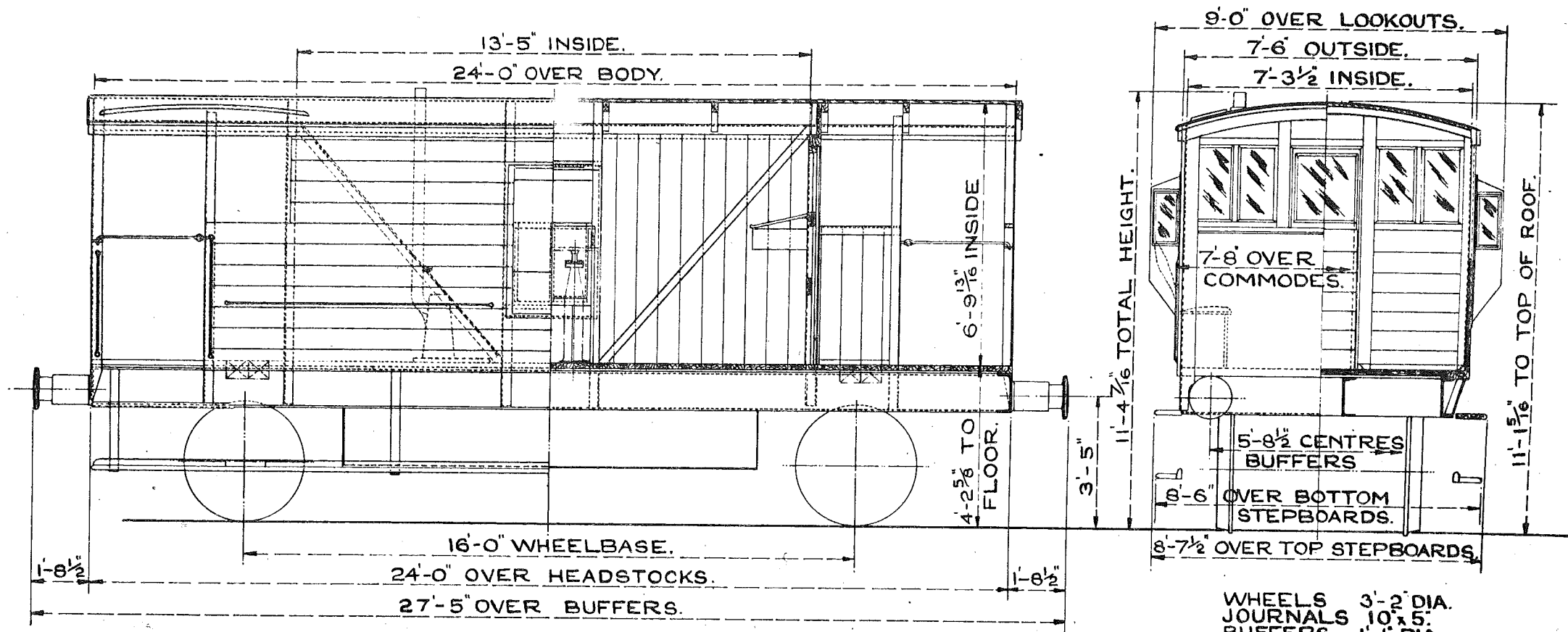


TEL. CODE-TOADFIT. TARE 20 TONS 0 CWTS.
 FITTED A.V.P. & GAUGE.
 MINIMUM CURVE 1 1/2 CHAINS.
 SCREW HAND BRAKE.

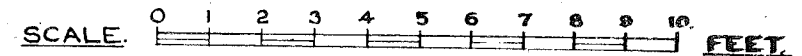


20 TON BRAKE VAN.

505.

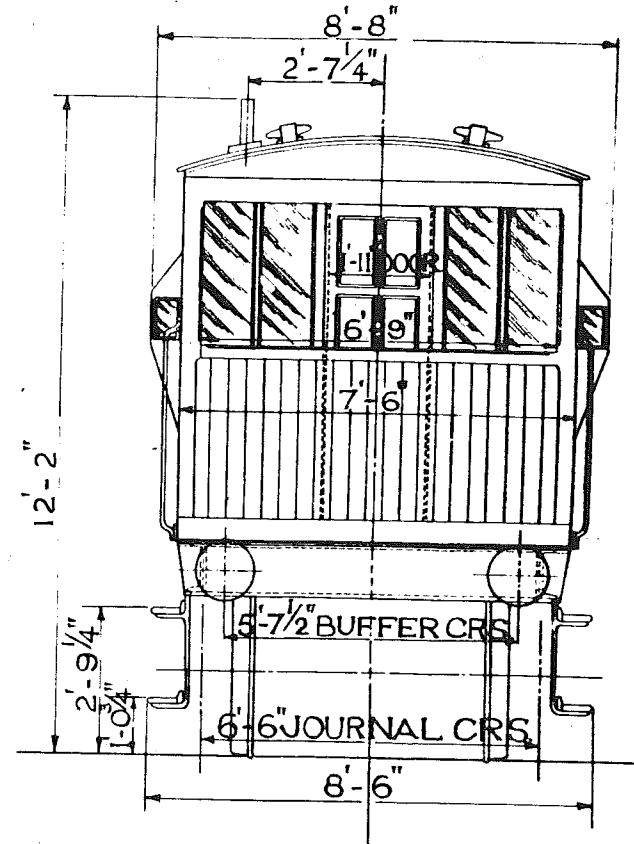
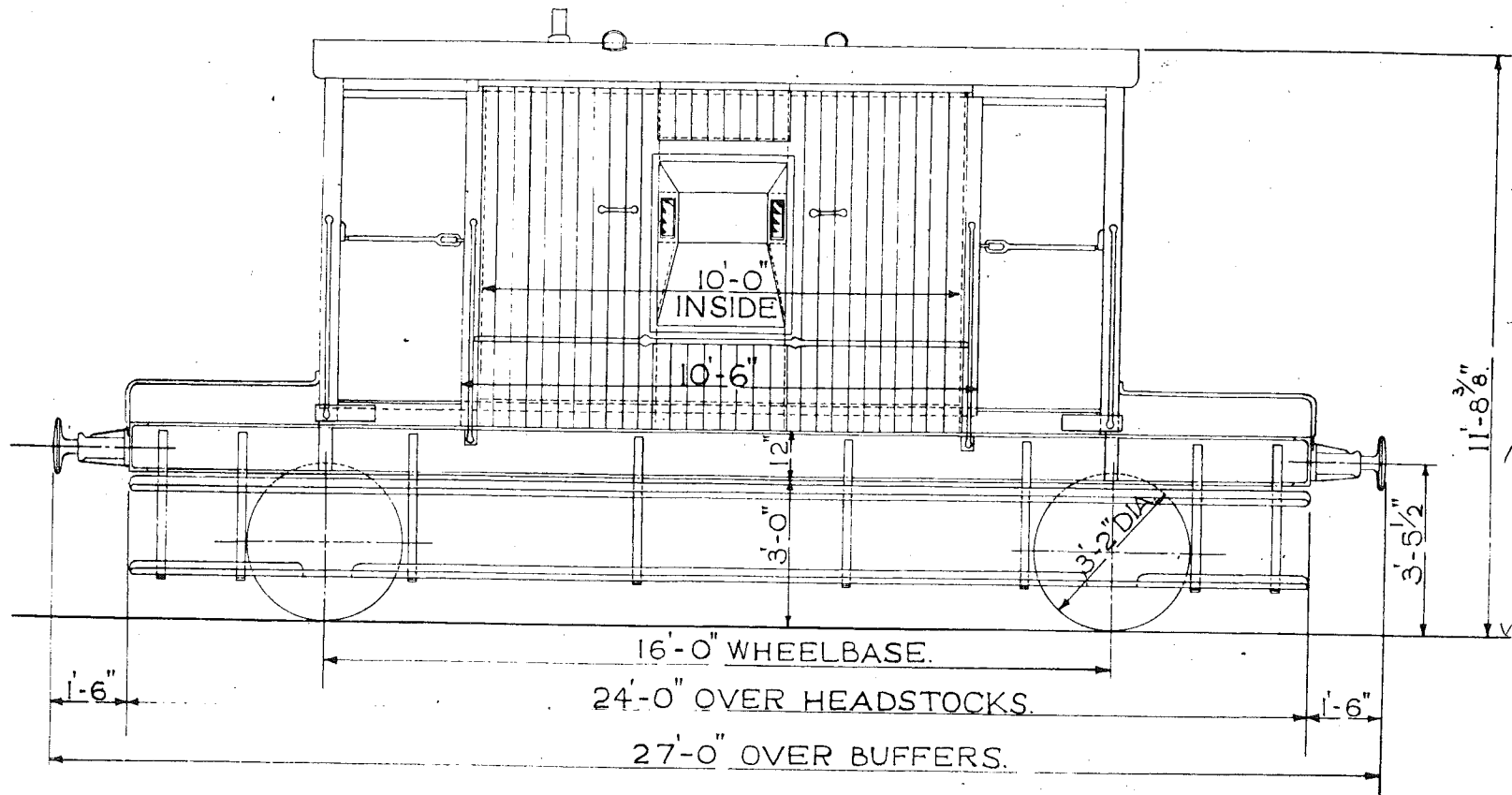


TEL. CODE- TOADFIT.
 TARE 20 TONS.
 MIN. CURVE 1 1/2 CHAIN.
 SCREW BRAKE , A.V.P. & GAUGE.




20 TON GOODS BRAKE. B.R.

506.



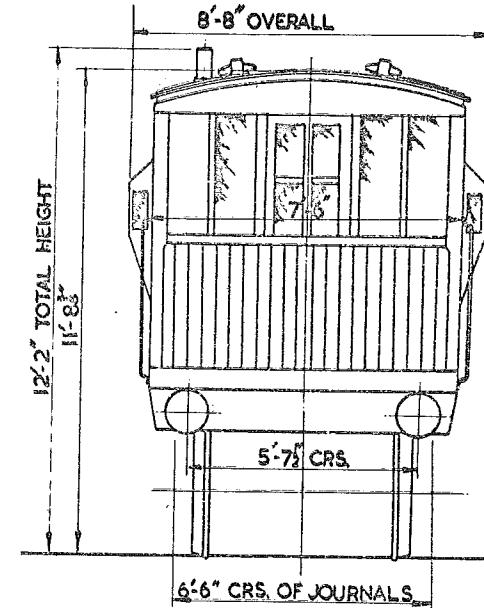
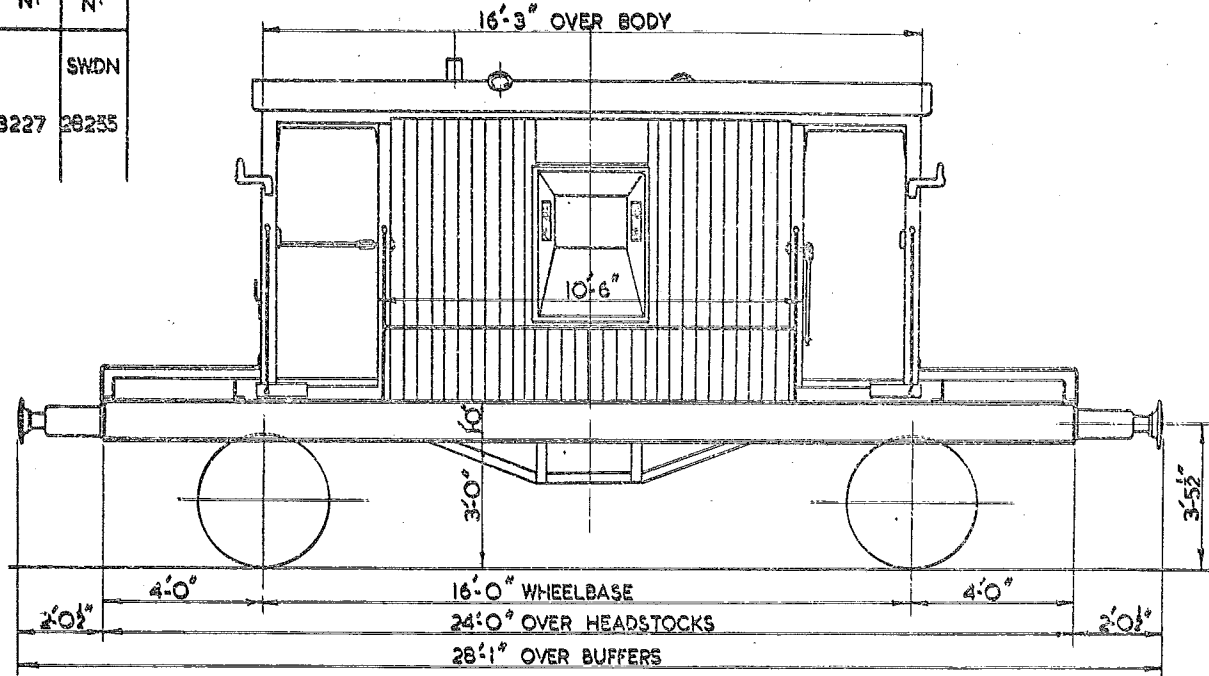
TEL. CODE — TOAD. & TOADFIT. TARE 20 TONS.
 SCREW HAND BRAKE.
 MINIMUM CURVE 1 1/2 CHAINS.



20 TON GOODS BRAKE VAN.

507

LOT N ^o	DRG N ^o
3227	20235
	SWDN

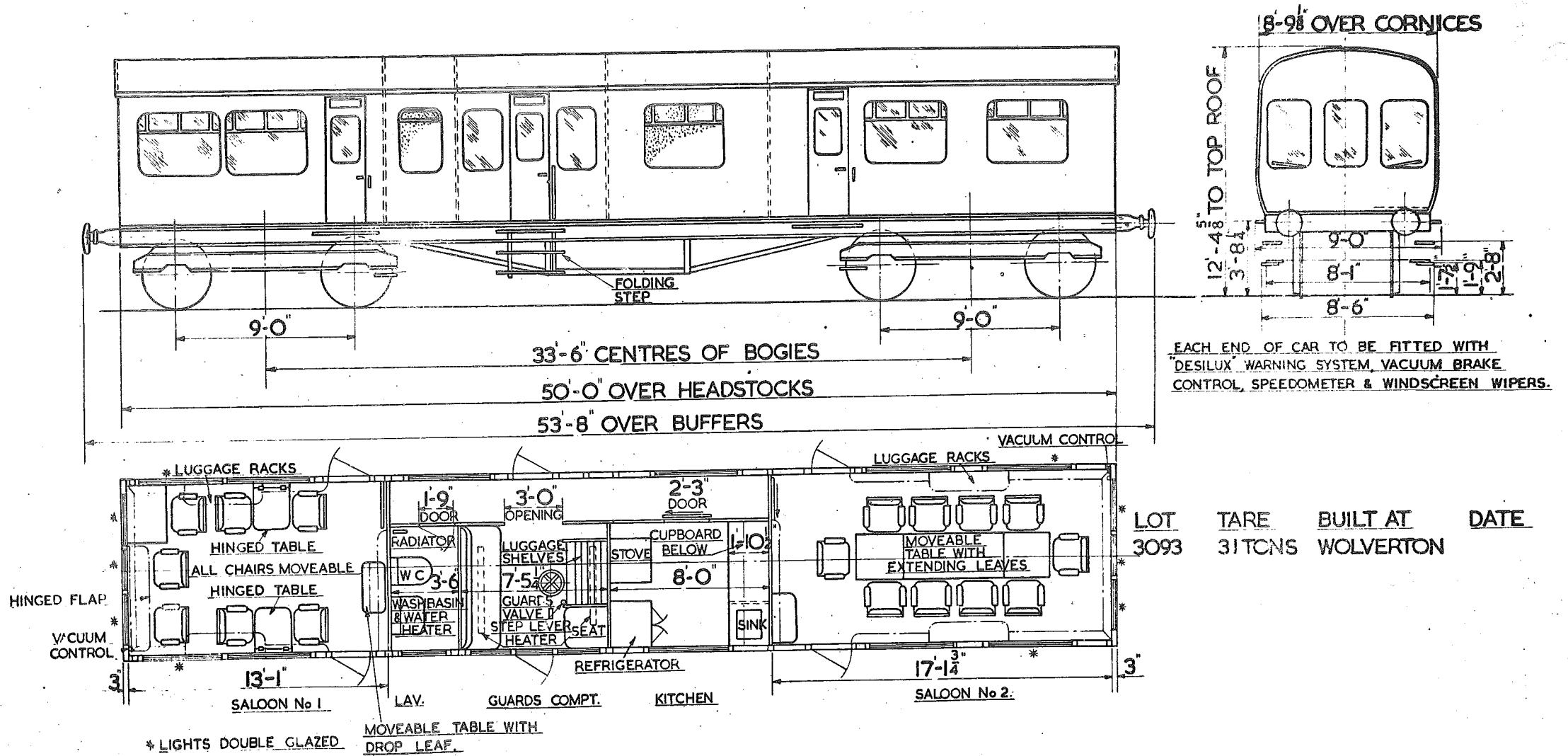


TEL. CODE: TOADFIT
 TARE: 20 TONS O CWTS.
 MIN CURVE: 1/2 CHAINS
 BRAKE: SCREW HAND BRAKE
 BUFFERS: 2'-0 1/2" PROJECTION.
 BUFFER HEADS: 1'-1" DIA.
 FITTED A.V.P & GAUGE.

WHEELS: 3'-2" DIA.
 JOURNALS: 4 1/2" DIA.
 ROLLER BEARINGS.
 COUPLINGS: R.I.V. SCREW.

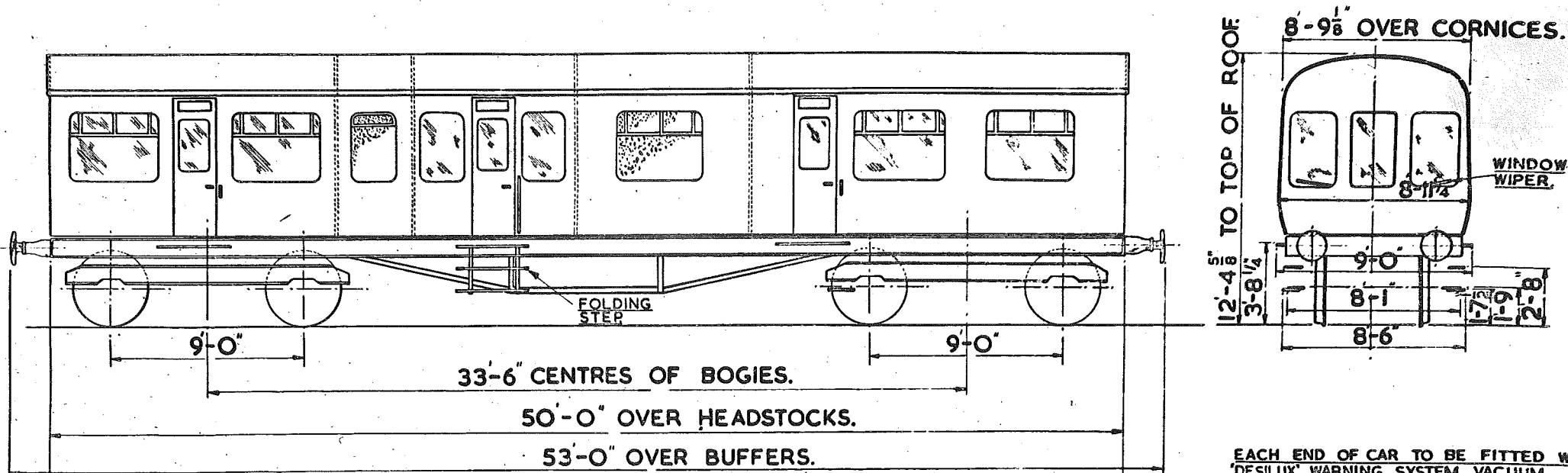
INSPECTION SALOON

550.

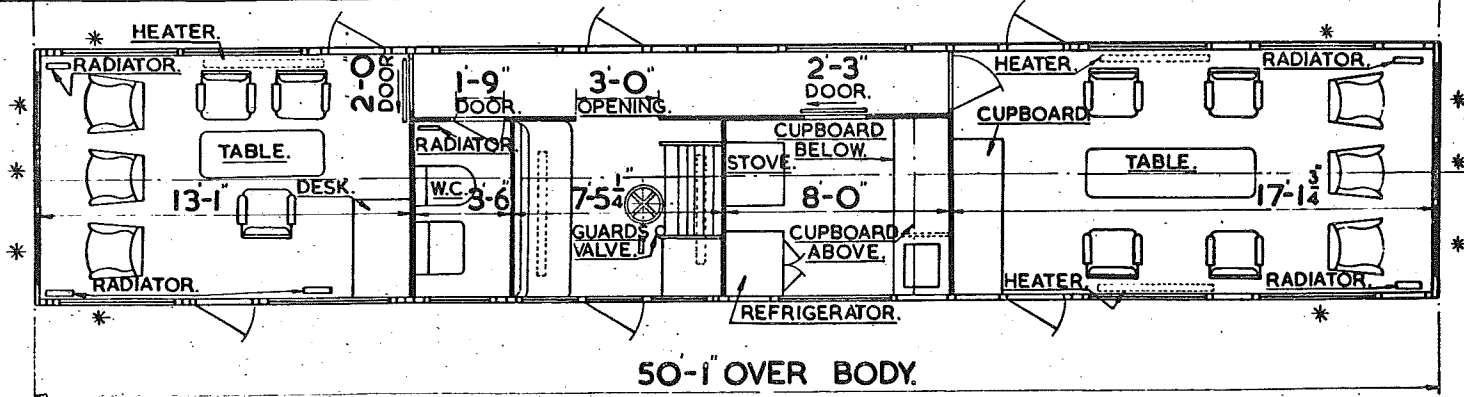


LOT 3093 TARE 31TCNS BUILT AT WOLVERTON DATE

INSPECTION SALOON



EACH END OF CAR TO BE FITTED WITH 'DESILUX' WARNING SYSTEM, VACUUM BRAKE CONTROL, SPEEDOMETER & WINDSCREEN WIPERS.



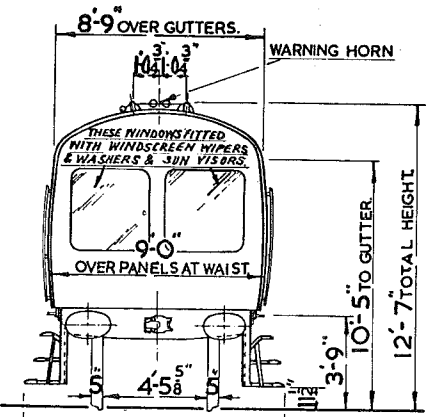
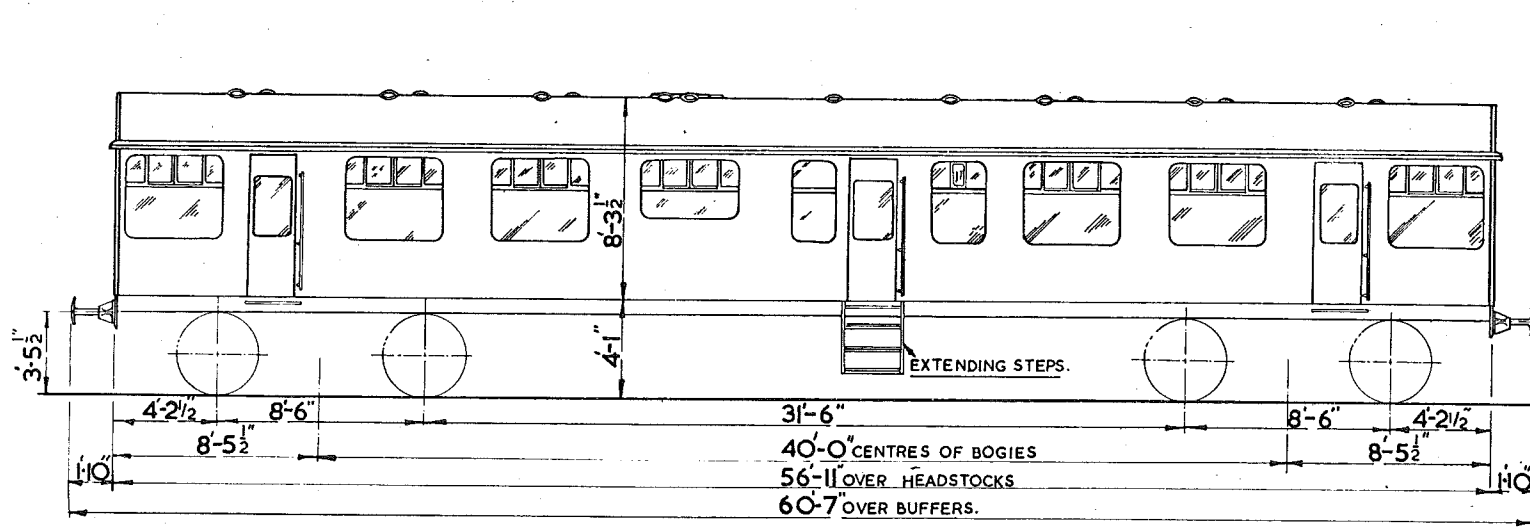
SALOON No. 1. LAV. GUARDS COMP^T. KITCHEN. SALOON No. 2.

* LIGHTS DOUBLE GLAZED.

LOT. TARE. BUILT AT. DATE
3094. 31 TONS. WOLVERTON.

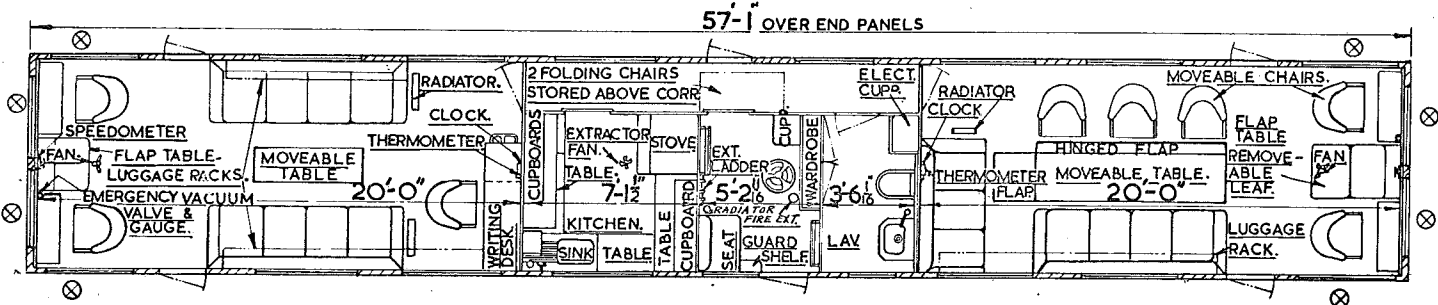
INSPECTION SALOON

552



10'-9" OVER STEPS EXTENDED
7'-9" OVER STEPS CLOSED.

BOTH ENDS OF VEHICLE SIMILAR.



QTY.	LOT N ^o	VEH. N ^o	TARE
1	3095	DB999506	31T.16C.
2	3379	DB999508 DB999509	

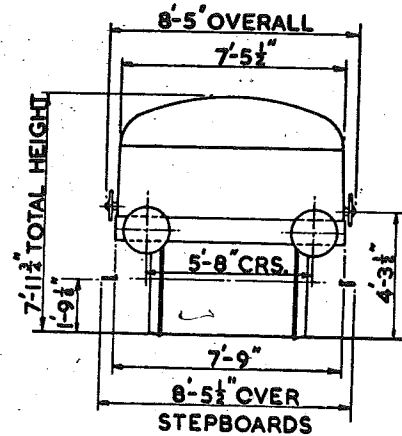
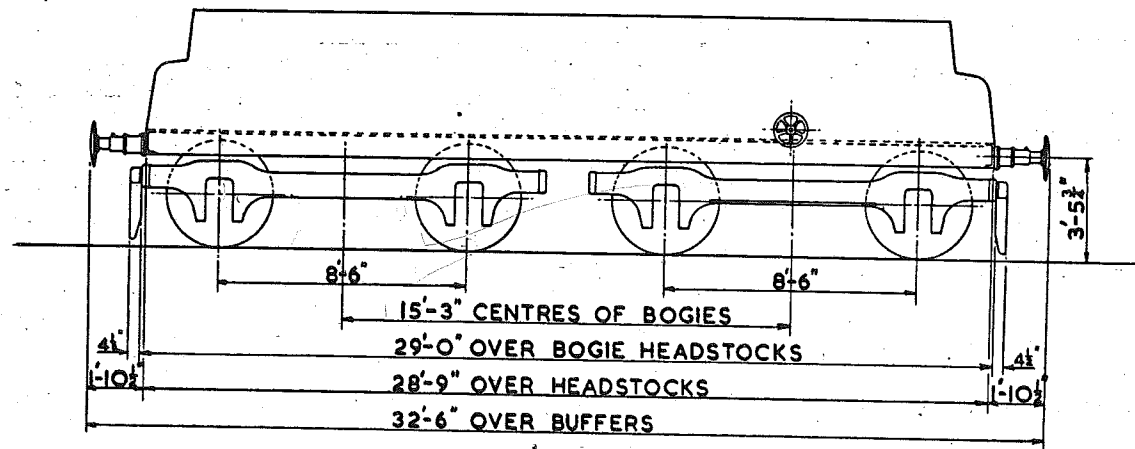
BUILT AT SWINDON 1963

⊗ DENOTES DOUBLE GLAZING.

LOT No.
3446

DIESEL BRAKE TENDER.

555



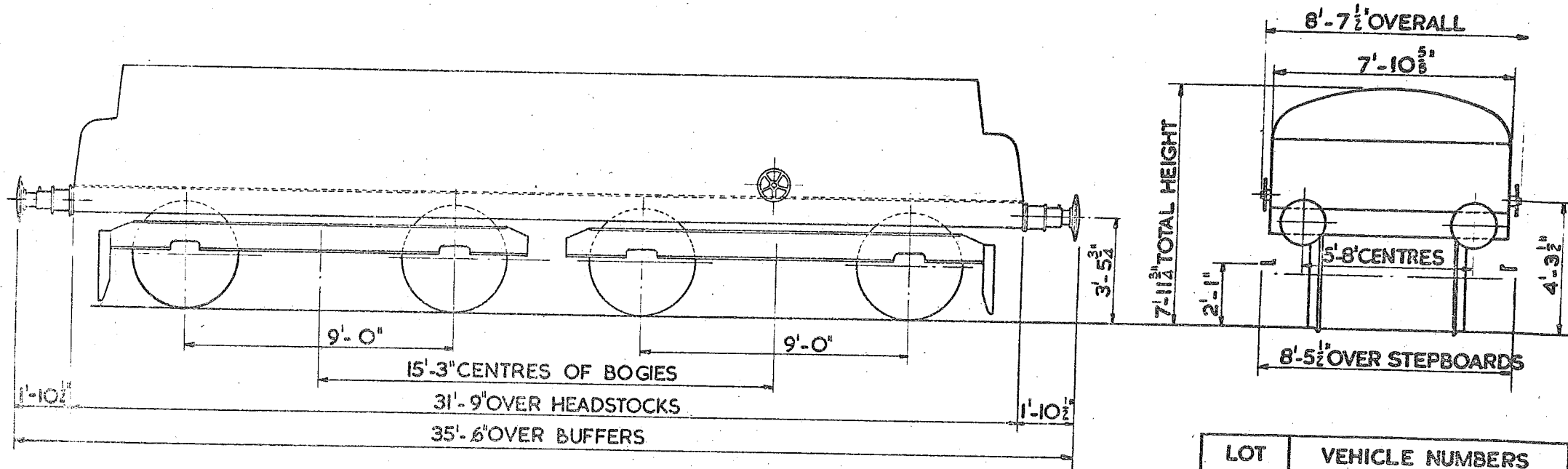
TARE - 35 TONS 11 CWTs.
MINIMUM CURVE - 4 CHAINS.
BRAKE - A.V.B. & HAND WHEEL.

WHEELS - 3'-7" DIA.
JOURNALS 9 1/2 x 4 1/2"
BUFFERS - OLEO-PNEUMATIC.
BUFFER HEADS - 1'-6" DIA.
COUPLING - EMERGENCY SCREW.



DIESEL BRAKE TENDER.

556



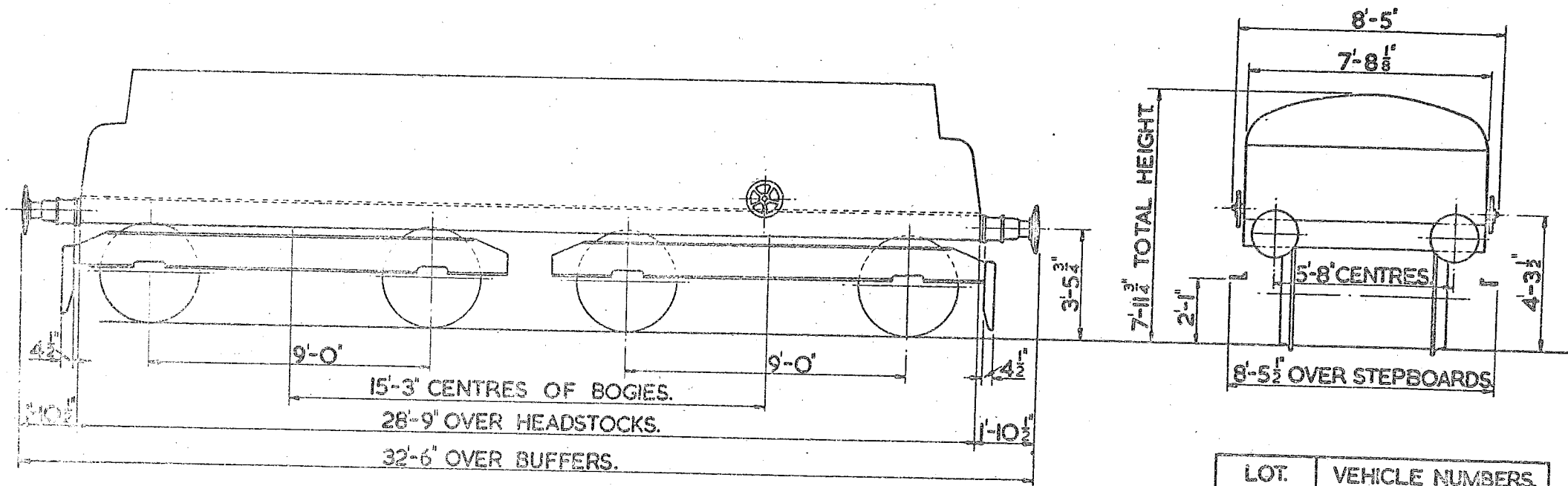
TARE :- 35 TON IOCWT.
 MINIMUM CURVE :- 4 CHAIN.
 BRAKE :- A.V.B. & HAND WHEEL.

WHEELS :- 3'- 7 1/2" DIA.
 JOURNALS :- 9" x 4 5/8".
 BUFFERS :- OLEO PNEUMATIC.
 BUFFER HEADS :- 1'- 6" DIA.
 COUPLING :- EMERGENCY SCREW.

LOT	VEHICLE NUMBERS
3442	B964000 TO B964004
3443	B946005 TO B964019
PART 3444	B964020 TO B964028
PART 3445	B964031 TO B964034

DIESEL BRAKE TENDER.

557



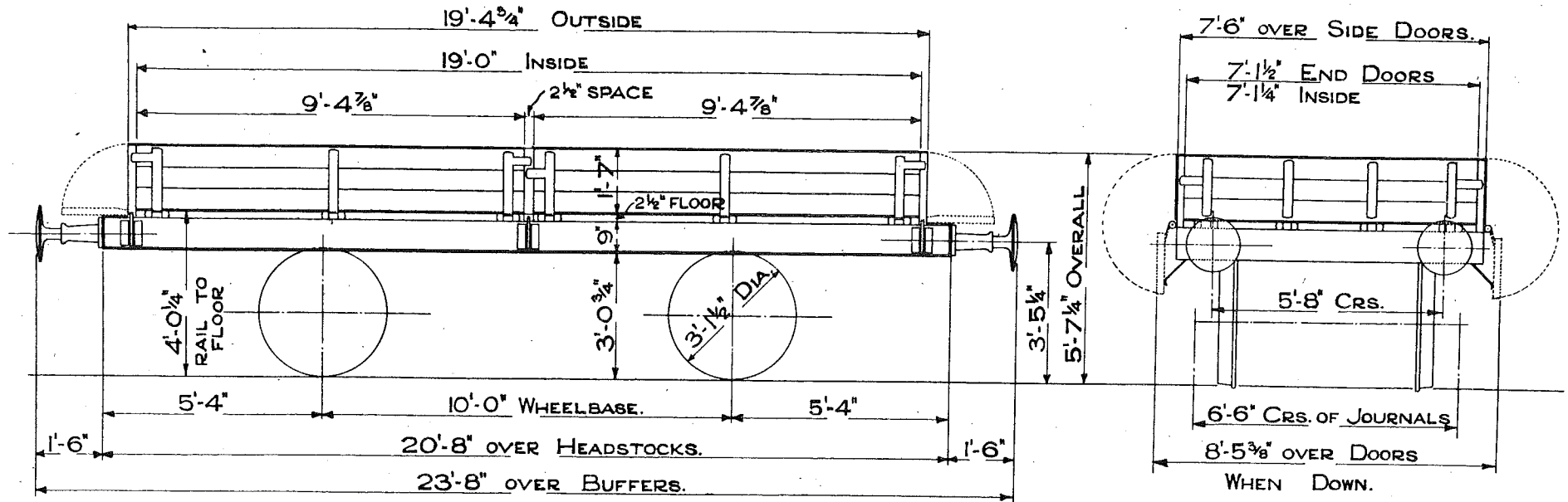
CAPACITY:- 35 TON. 10 CWT.
 MINIMUM CURVE:- 4 CHAIN.
 BRAKE:- A.M.S. & HAND WHEEL.

WHEELS:- 3'-7 1/2" DIA.
 JOURNALS:- 9" x 4 5/8"
 BUFFERS:- OLEO PNEUMATIC.
 BUFFER HEADS:- 1'-6" DIA.
 COUPLING:- EMERGENCY SCREW.

LOT.	VEHICLE NUMBERS.
PART 3444	B964029
PART 3445	B964030.

12 TON BALLAST WAGON

565

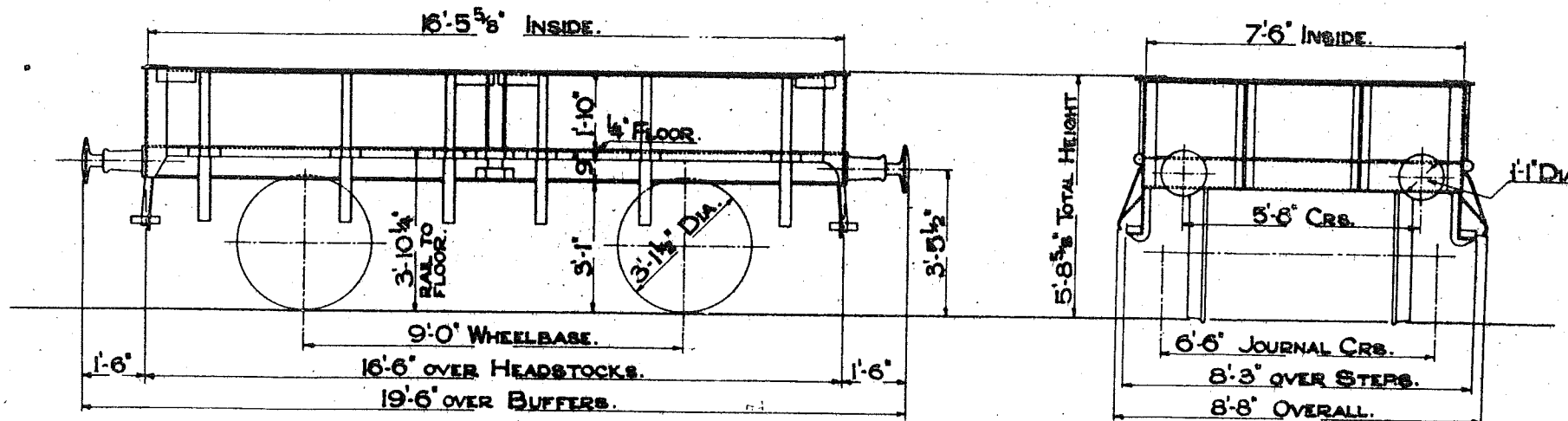


TEL CODE — SOLE. TARE 6 TONS 12 CWTS.
 CAPACITY 214 CU. FT.
 DROP SIDES & ENDS. MORTON BRAKE
 MINIMUM CURVE 1 CHAIN



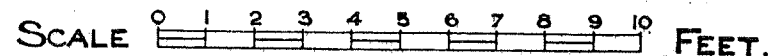
10 TON BALLAST WAGON.
LETTERED - STARFISH.

566



TEL. CODE - STARFISH. TARE 6 TONS 2 CWTS.
 CAPACITY 216 CU. FT.
 DROP SIDES. MORTON BRAKE.
 MINIMUM CURVE 1 CHAIN.

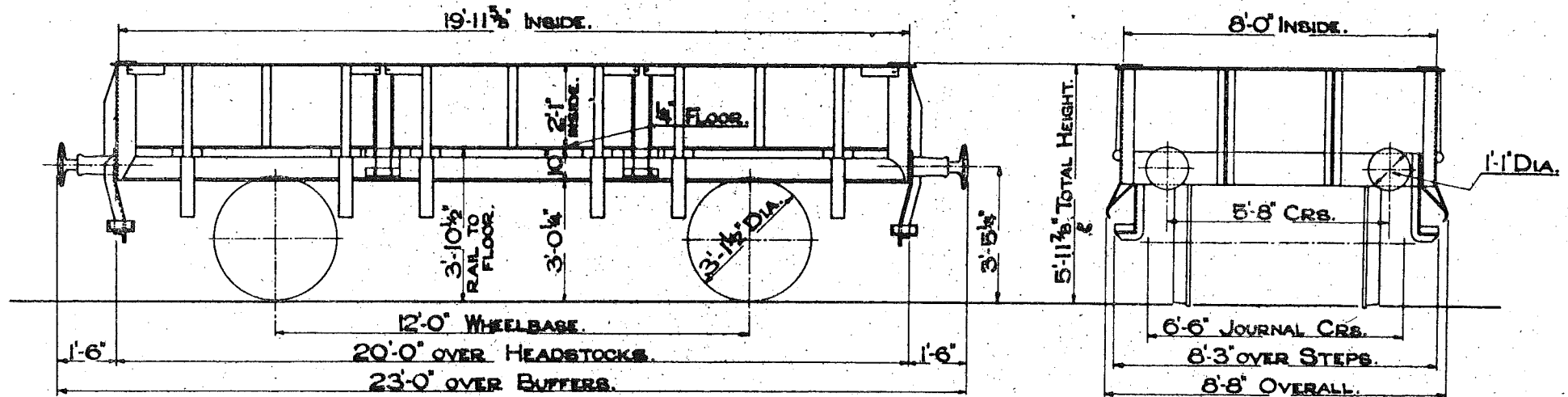
8" x 3 3/4" OR 8" x 4" JOURNALS.



14 TON BALLAST WAGON.

567

LETTERED - LING.



TEL. CODE- LING.

TARE 7 TONS 16 CWTS.

CAPACITY 324 CU. FT.

DROP SIDES. 20 TON STD. LEVER BRAKE

MINIMUM CURVE 1/4 CHAINS

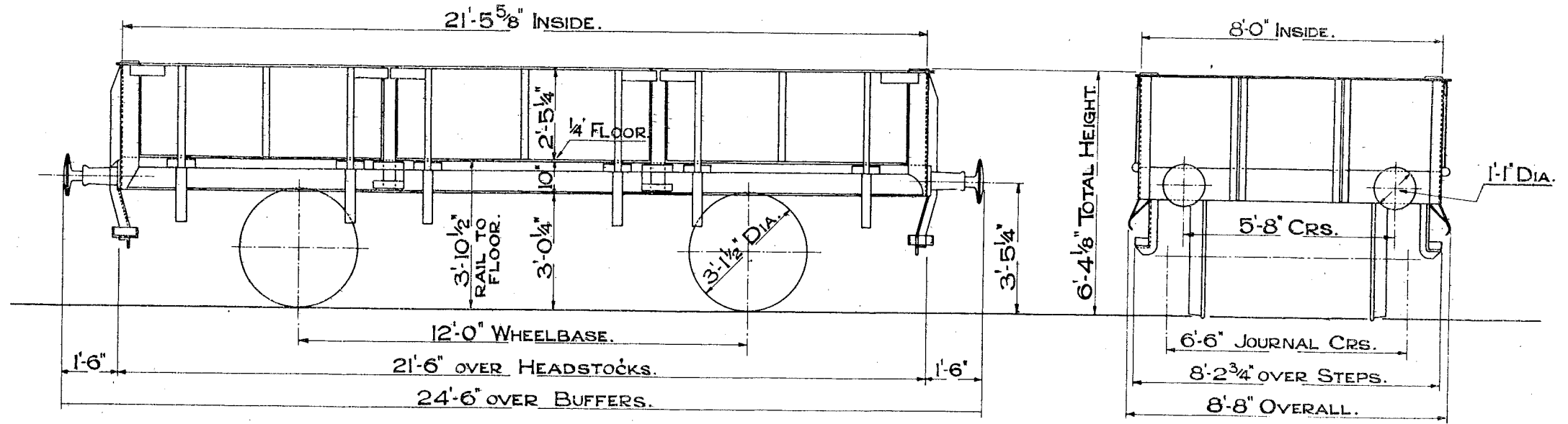
8" x 4 1/2" JOURNALS.

SCALE 0 1 2 3 4 5 6 7 8 9 10 FEET.


20 TON BALLAST WAGON.

568

LETTERED - TUNNEY. TUNNY



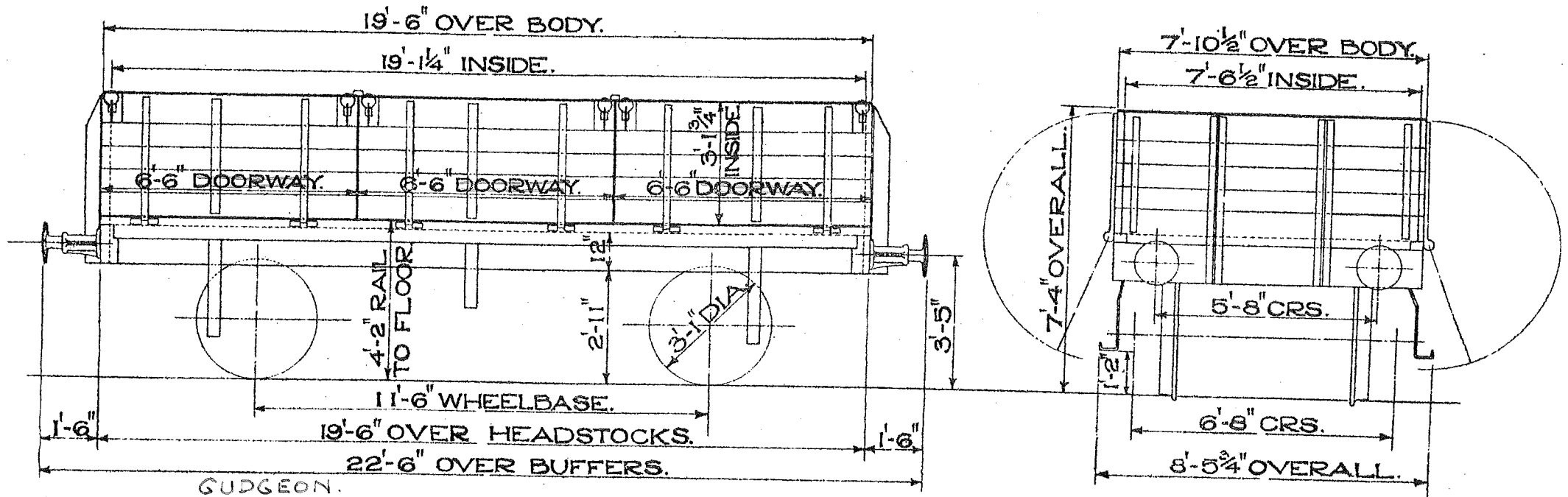
TEL. CODE - TUNNEY. TARE 8 TONS 18 CWTs
CAPACITY 414 CU. FT.
DROP SIDES. 20 TON STD. LEVER BRAKE.
MINIMUM CURVE 1/4 CHAINS.



20 TON BALLAST & SLEEPER WAGON. E/NE.

569.

LOT No.
2120



GUDGEON.
TEL. CODE - ~~LAMPREY~~. TARE - 8 TONS 12 CWT.
DOORS - 6 SIDE. BRAKE - MORTON TYPE.
CUBIC CAPACITY - 453 CU. FT. FLOOR AREA - 144 SQ. FT.
MINIMUM CURVE WAGON WILL NEGOTIATE - 1 CHAIN.

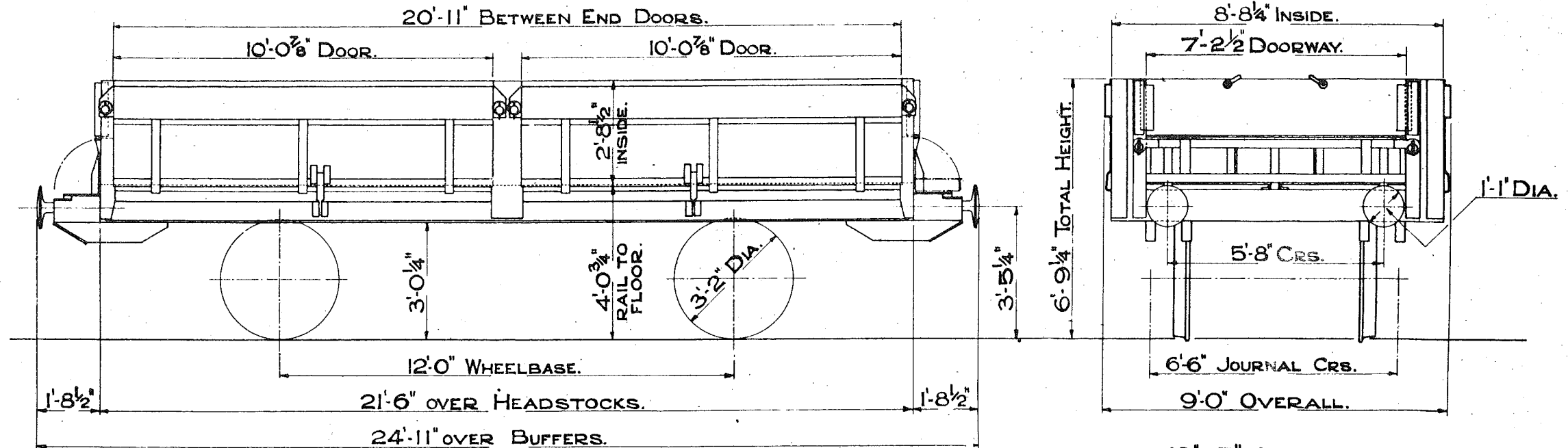
SIZE OF JOURNALS - 10" x 5".
BUFFERS - SPINDLE. COUPLINGS - 3 LINK
BODY - WOOD. FLOOR - WOOD.
BUFFER HEADS - 1'-1" DIA.

20 TON BALLAST WAGON.

570

LETTERED - LAMPREY.(A.V.B.)

" - GRAMPUS(NON A.V.B.)



TEL. CODE - GRAMPUS(NON A.V.B.)

" - LAMPREY.(A.V.B.) TARE 10 TONS 7 CWTs.

CAPACITY 495 CU.FT.

SIDE & END DOORS. A.V.B. & HAND LEVER.

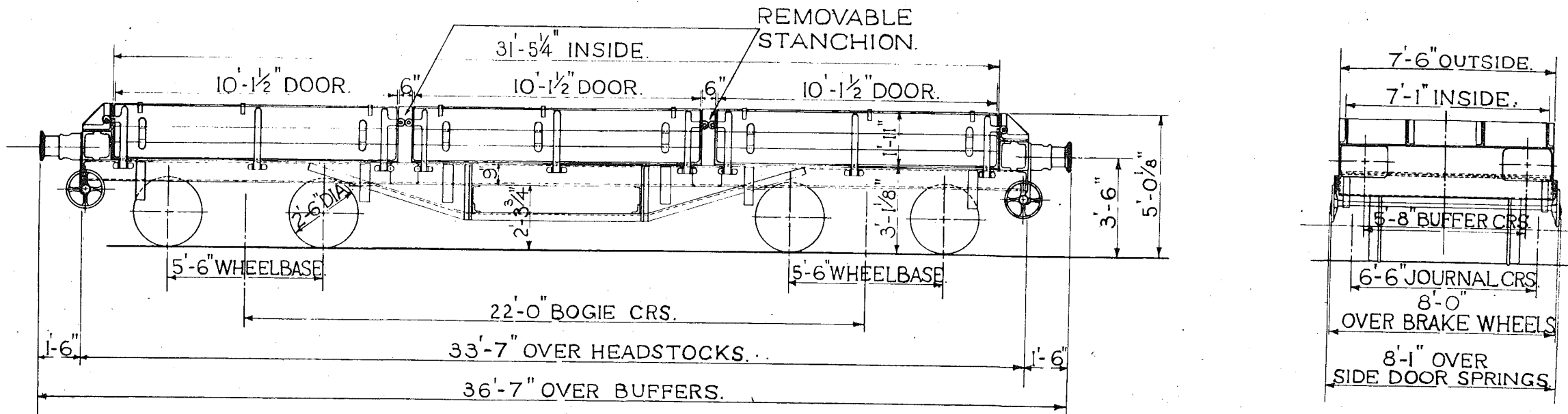
MINIMUM CURVE 1/4 CHAINS.

SCALE 0 1 2 3 4 5 6 7 8 9 10 FEET.

20 TON BALLAST & SLEEPER WAGON.

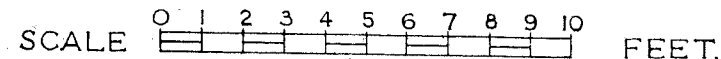
LETTERED - PILCHARD.

571



TEL. CODE - PILCHARD. TARE - 14 TONS 7 CWT.
 CUBIC CAPACITY - 425 CU. FT.
 DROP SIDES. SCREW HAND BRAKE.
 MINIMUM CURVE - 70 FEET.

9' x 4 1/4" JOURNALS.
 1'-9" x 1'-1" BUFFERS.

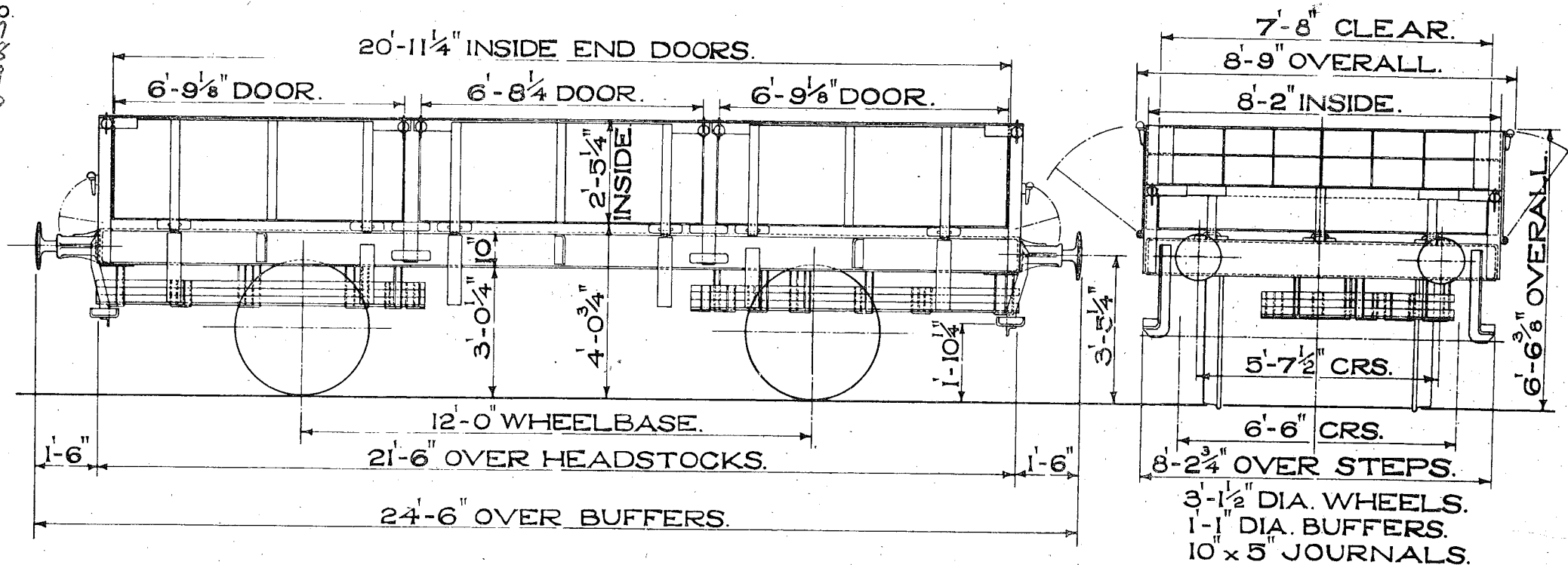


20 TON SLEEPER & BALLAST WAGON. B.R.

572.

LETTERED - GRAMPUS.

LOT.
2200.
2777
2778
2779
2780



TEL. CODE - GRAMPUS. TARE - 8 TONS 18 CWT.

CUBIC CAPACITY - 416 CU. FT.

DROP SIDES & ENDS.

20 TON STANDARD HAND LEVER BRAKE.

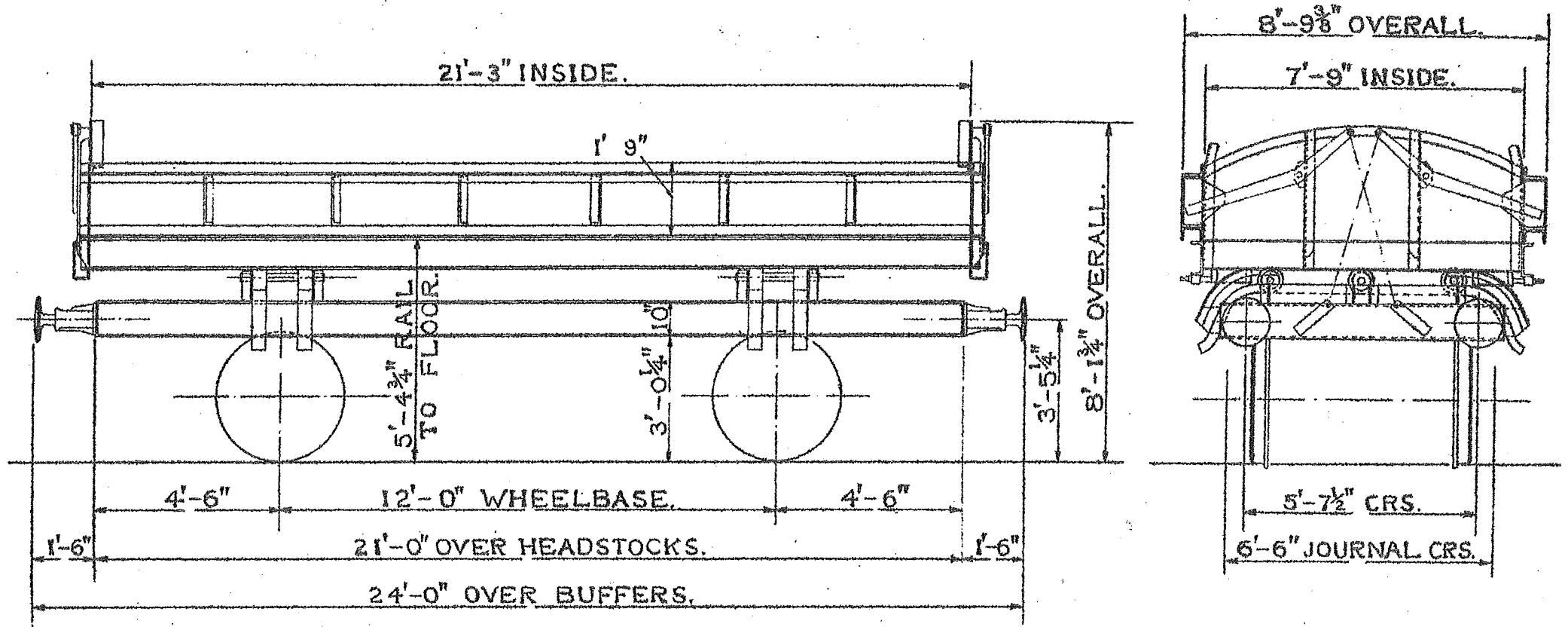
MINIMUM CURVE - 1 1/4 CHAINS.

14 TON BALLAST SIDE TIPPING WAGON. B.R.

LETTERED MERMAID.

573.

LOT No.
2428
2535



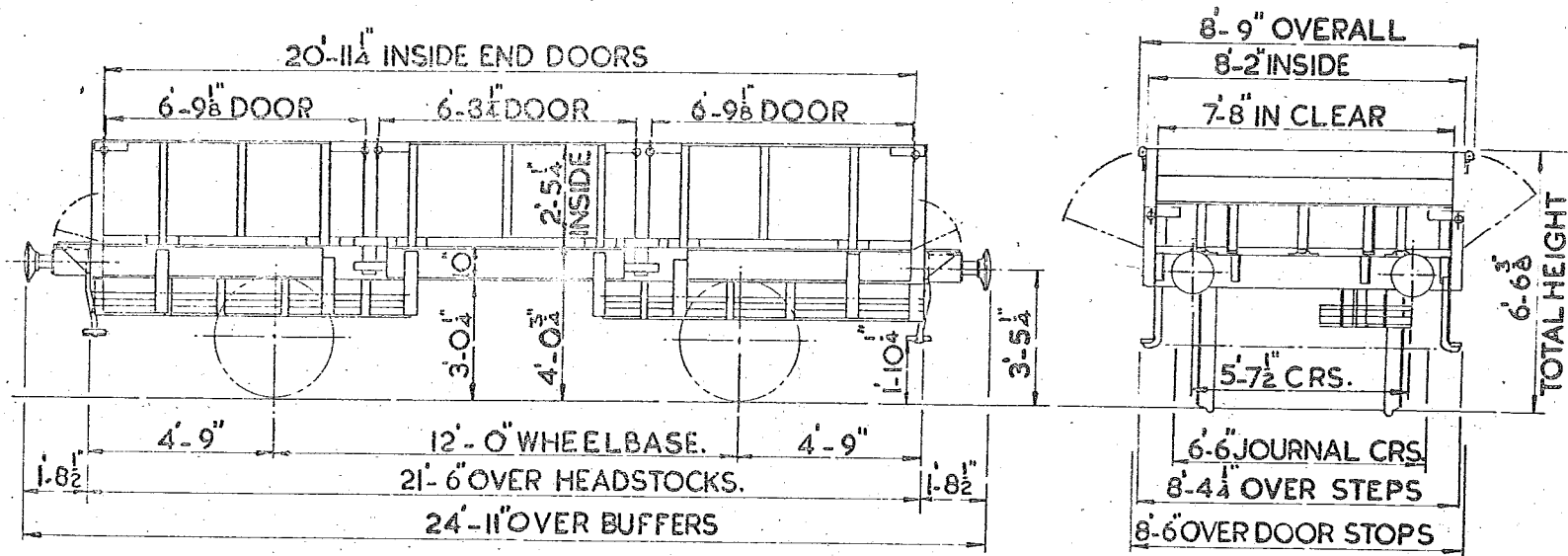
TEL. CODE MERMAID. TARE 9 TONS 19 CWT.
 CUBIC CAPACITY 405 CU.FT. MIN. CURVE 1 1/4 CHAINS.
 BRAKE.—MORTON HAND LEVER.
 DOORS.—2 FULL BODY LENGTH SIDE DOORS.

DIA. OF WHEELS 3'-1 1/2\" JOURNALS 9\"x4 1/2\"
 BUFFERS.—SPINDLE. BUFFER HEADS 1'-1\" DIA.
 COUPLINGS.—INSTANTER. BODY—STEEL.
 FLOOR.—STEEL.

LETTERED	LOT N ^o	QTY.	VEH. NO ^s
GRAMPUS	3168	544	DB.991321 TO DB.991864 INCL.
GRAMPUS	3282	103	DB.988419 TO DB.988521 INCL.

20 TON SLEEPER BALLAST WAGON

574



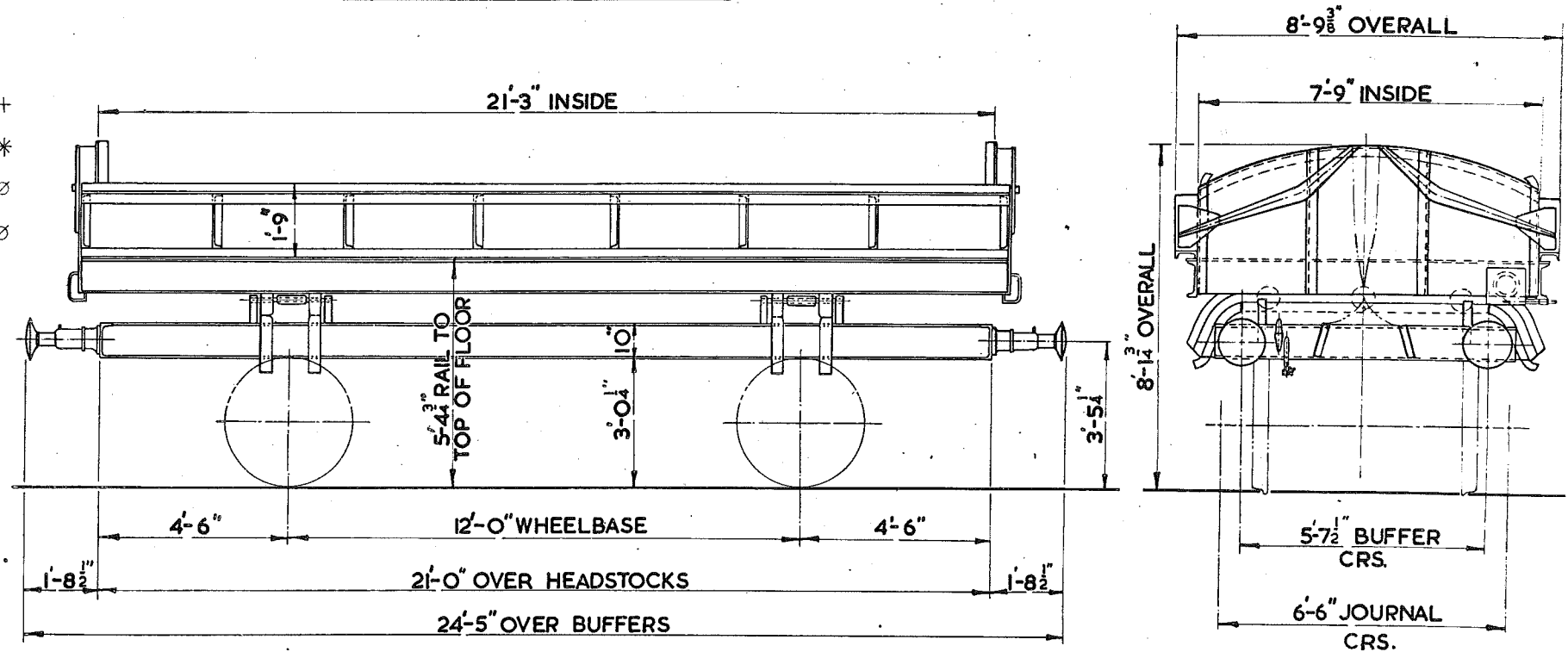
TEL. CODE :- GRAMPUS.
TARE :- 9 TONS - 18 CWT.
MIN. CURVE :- 1 1/4 CHAINS.
BRAKE :- HAND LEVER & A.V.B.
CUB. CAP :- 416 CUBIC FEET.
DROP SIDES & ENDS.

WHEELS :- 3'-1 1/2" DIA.
JOURNALS :- 9" x 5"
BUFFERS :- DOWTY
HYDRAULIC.
BUFFER HEAD :- 1'-1" DIA.
COUPLINGS :- STD. SCREW.

14 TON BALLAST SIDE TIPPING WAGON LETTERED MERMAID

575

TEL. CODE	LOT N ^o	QTY	VEH N ^o
MERMAID	3170	150	989089 TO 989238
"	3256	50	989239 TO 989288
"	3330	300	989289 TO 989588
"	3348	50	989589 TO 989638



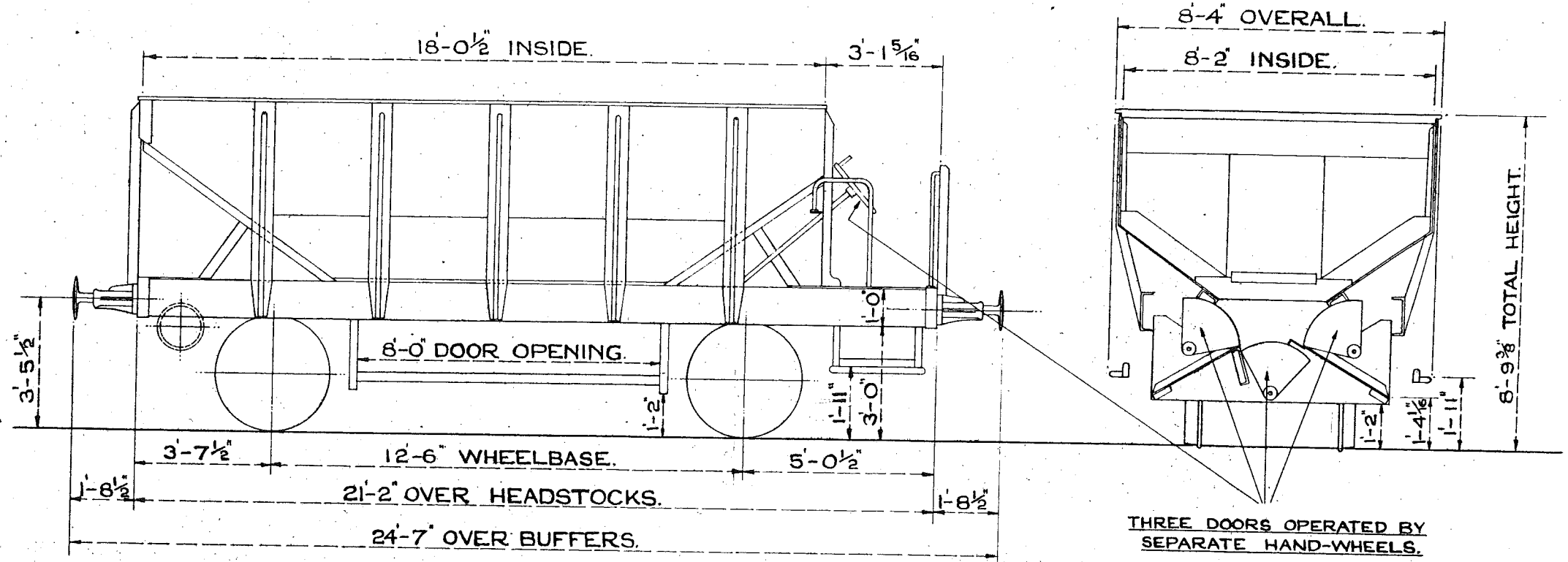
TARE:- 10 TONS 19 CWTS.
 CUBIC CAPACITY:- 15 CU. YDS.
 MIN. CURVE:- 1 1/4 CHAINS.
 BRAKE:- A.V.B. & HAND LEVER.
 DOORS:- 2 FULL BODY LENGTH SIDE DOORS.

BODY:- STEEL.
 FLOOR:- STEEL.
 DIA. WHEELS:- 3'-1 1/2".
 JOURNALS:- 9" x 4 1/2".

BUFFING & DRAWGEAR.
 +I.R. SELF CONTAINED (1'-4" DIA. HEAD) SCREW COUPLING.
 *HYDRAULIC (1'-1" DIA. HEAD) SCREW COUPLING.
 ∅HYDRAULIC (1'-1" DIA. HEAD) INSTANTER.

25 TON HOPPER BALLAST WAGON.


580.



TEL. CODE- TROUT.
 TARE. 9 TONS 18 CWTs.
 MIN. CURVE 1 1/4 CHAIN.
 CUBIC CAPACITY. 550 CUBIC FEET.
 SCREW HAND BRAKE.

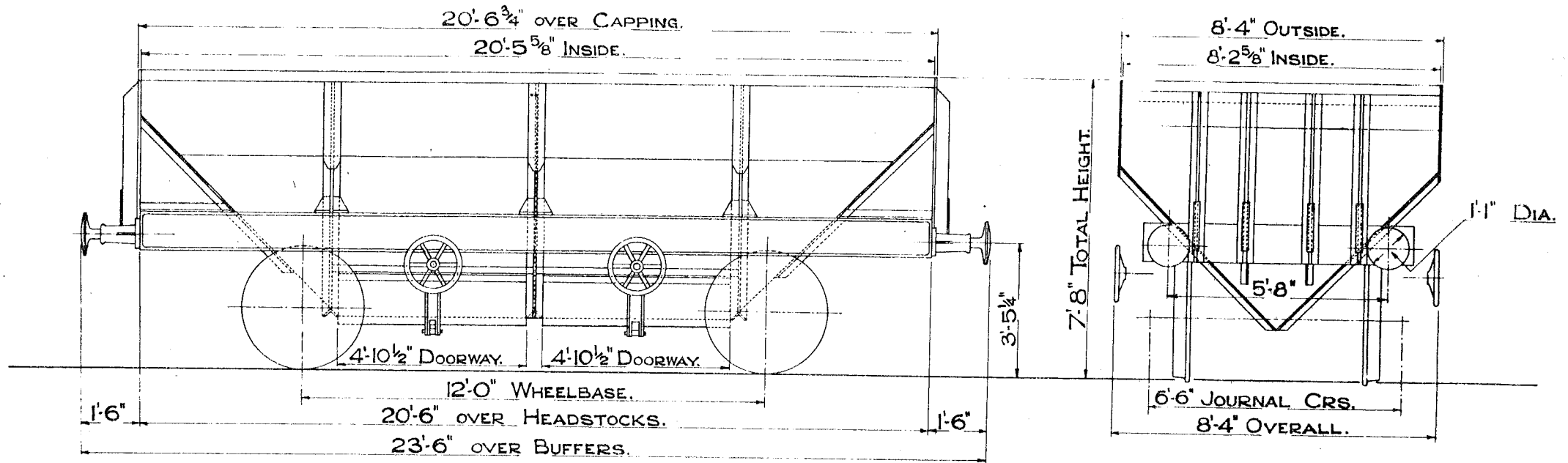
THREE DOORS OPERATED BY SEPARATE HAND-WHEELS.

WHEELS. 3'-1" DIA.
 BUFFERS. 1'-1" DIA.
 JOURNALS. 10" x 5 1/2"



25 TON HOPPER BALLAST WAGON.

581



GANNET
TEL. CODE - ~~TROUT~~
CAPACITY 615 CU.FT.

TARE 9 TONS 0 CWTS.
4 BOTTOM DOORS.

DOUBLE BRAKE.

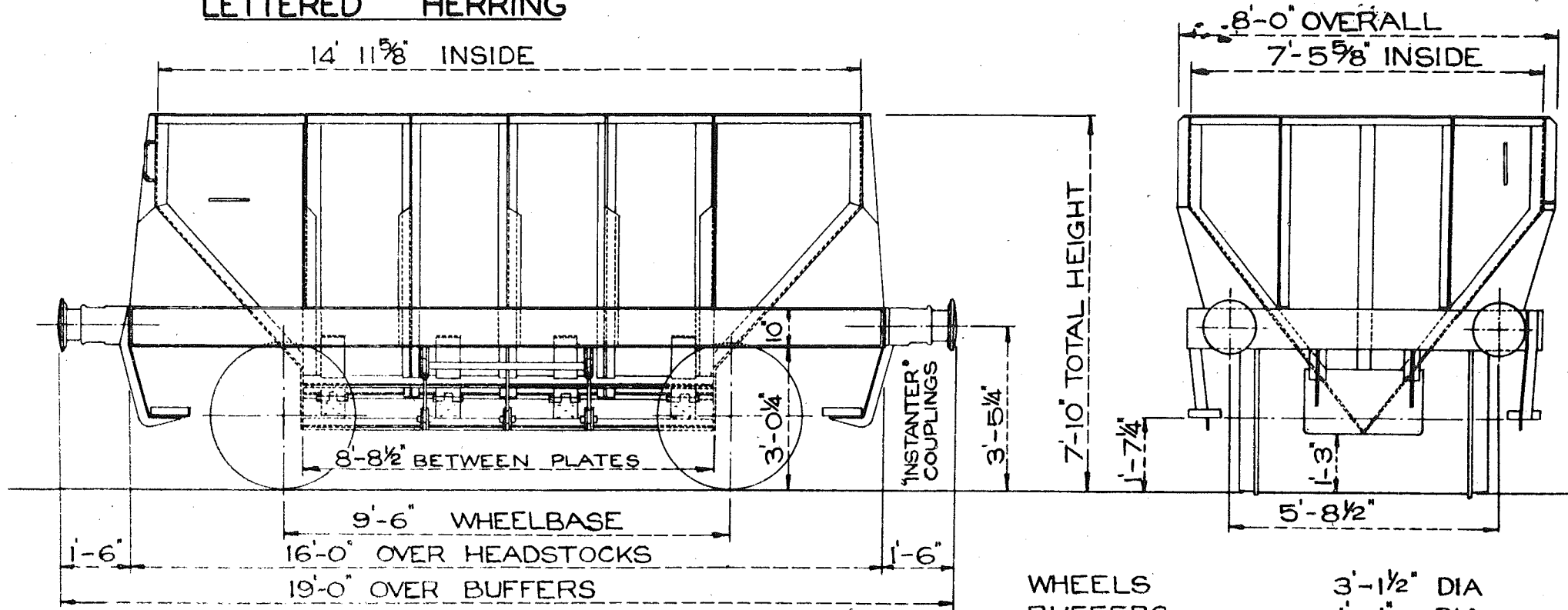
MINIMUM CURVE 1¹/₄ CHAINS.

WHEELS 3'-2" DIA.
JOURNALS 11" x 5¹/₂"

SCALE 0 1 2 3 4 5 6 7 8 9 10 FEET.

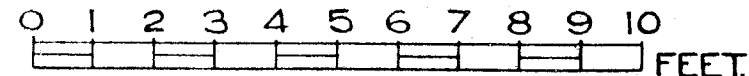
20 TON HOPPER BALLAST WAGON LETTERED HERRING

582.



TEL CODE - HERRING
TARE. 8 TONS. 8 CWTS.
MIN. CURVE. 1 CHAIN.
2 BOTTOM DOORS.
HAND LEVER BRAKE. & AVB

SCALE

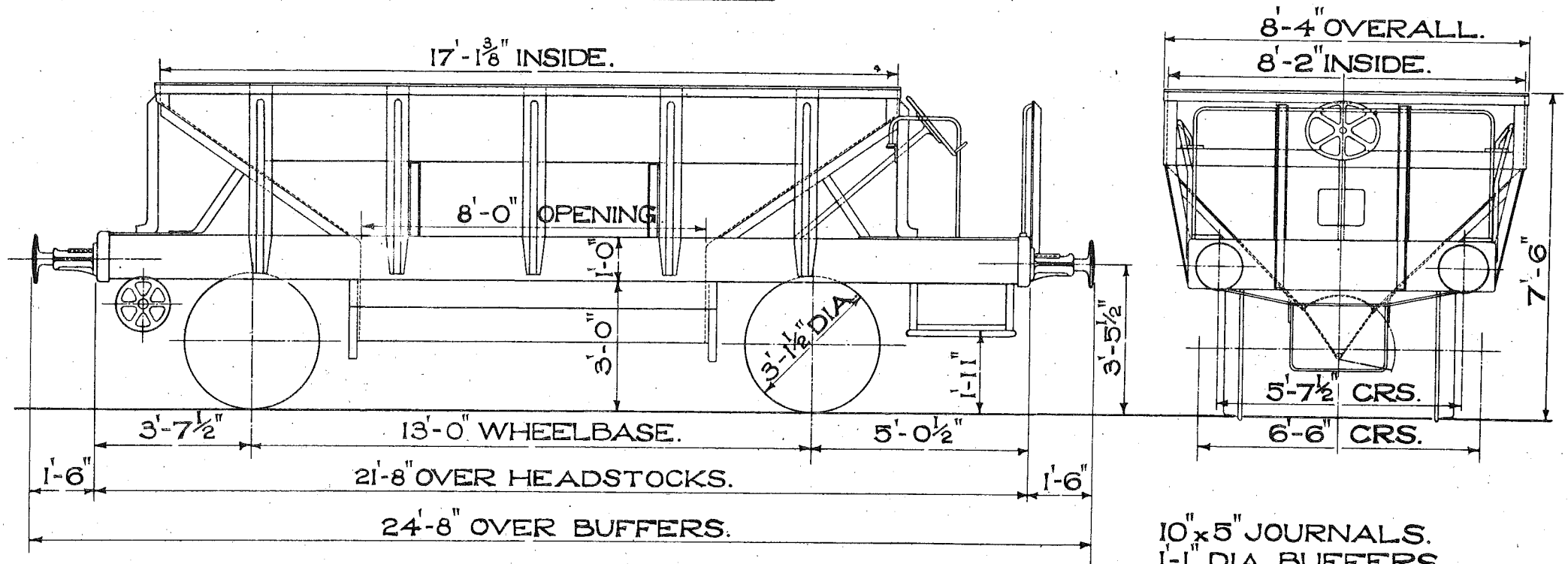


17 TON HOPPER BALLAST WAGON.

583.

LETTERED-MACKEREL.

LOT
2284.



TEL.CODE-MACKEREL. TARE-9 TONS 1 CWT.
A.V.B. & SCREW HAND BRAKE.
CUBIC CAPACITY-352 CU. FT.
MINIMUM CURVE-1 1/4 CHAINS.

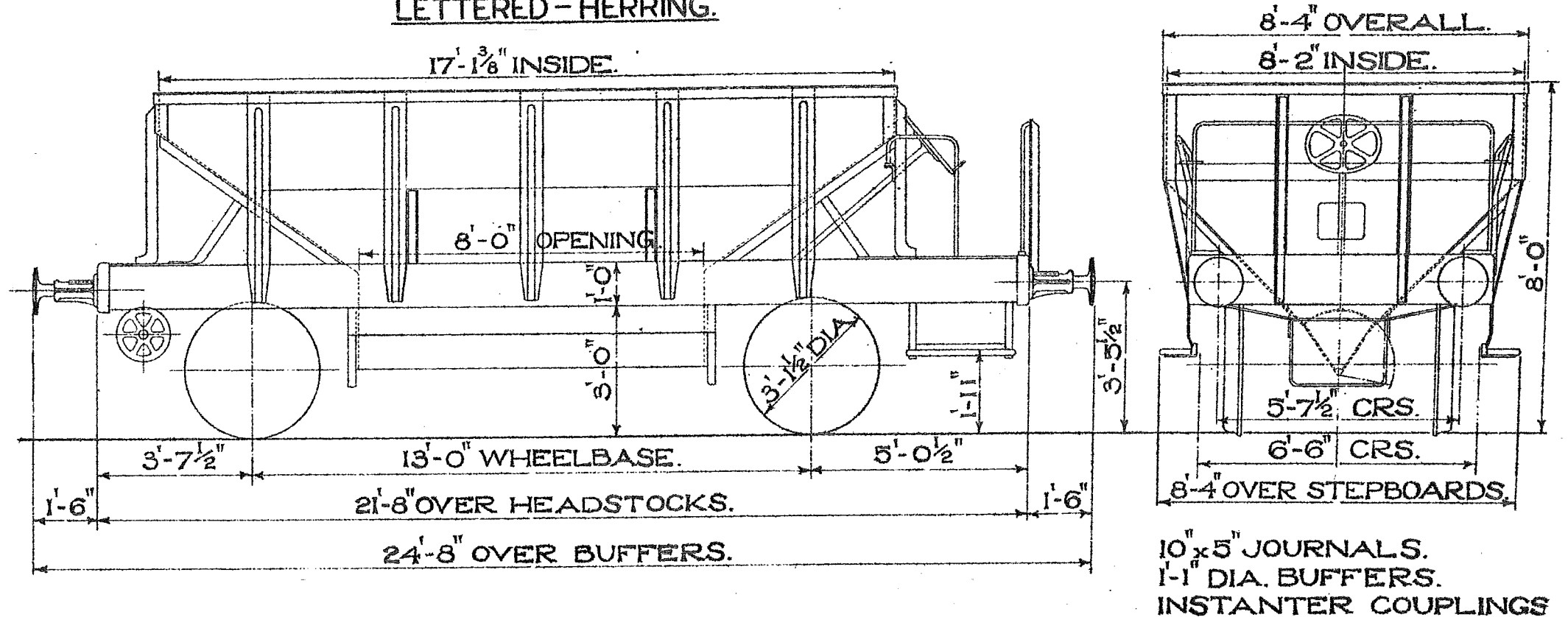
10" x 5" JOURNALS.
1-1" DIA. BUFFERS.
INSTANTER COUPLINGS.

20 TON HOPPER BALLAST WAGON.

584.

LETTERED - HERRING.

LOT
2403.



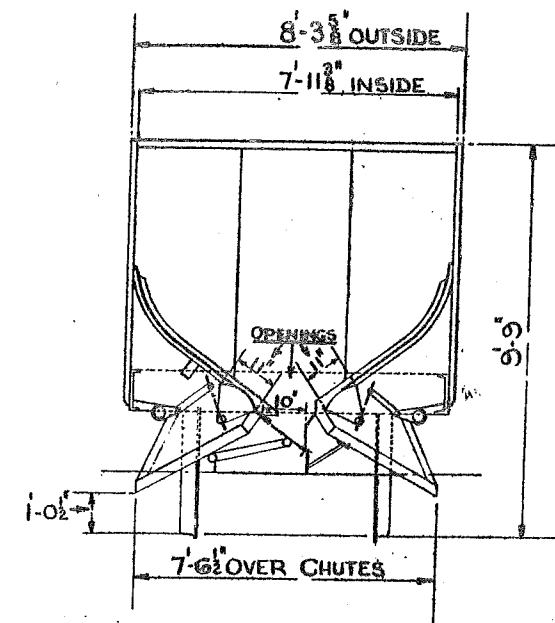
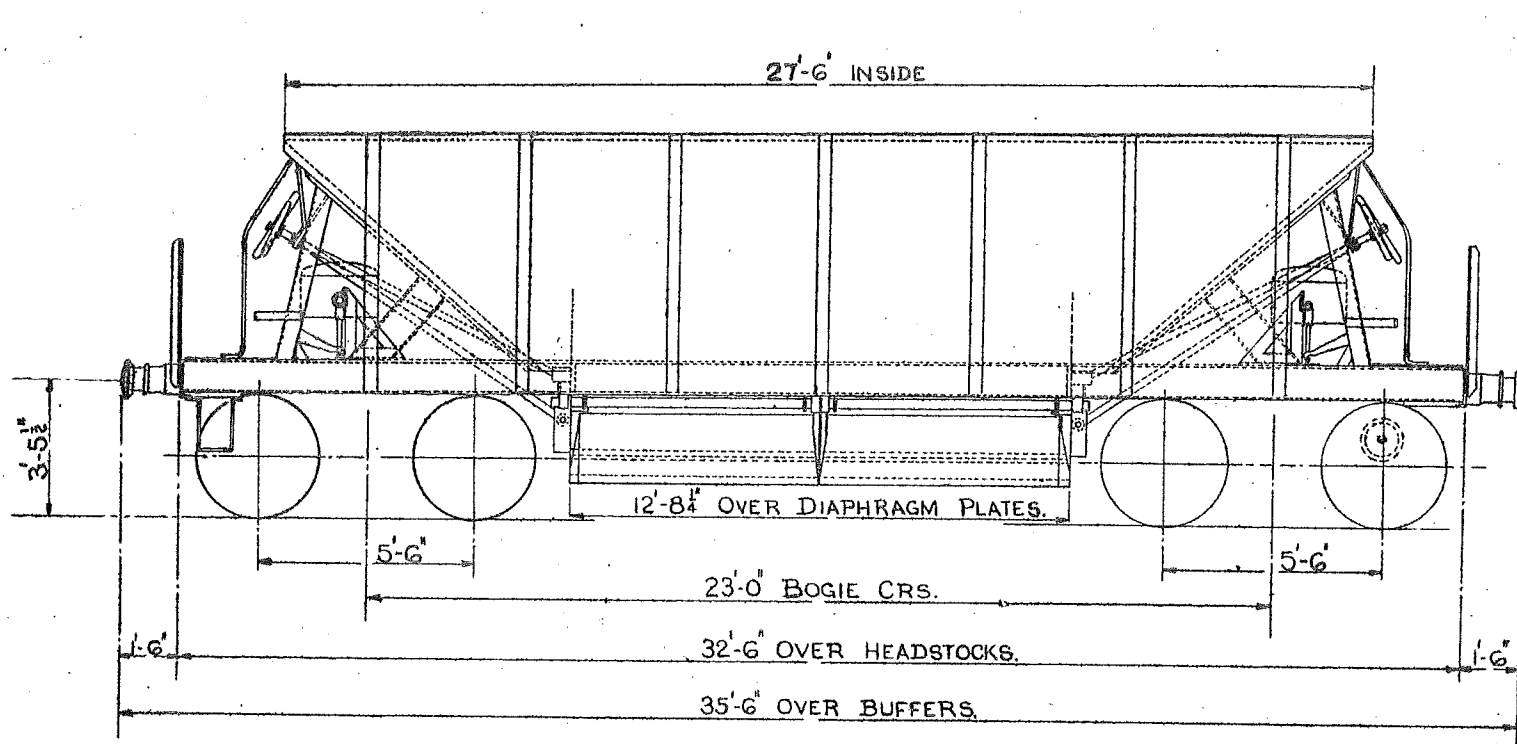
TEL. CODE - HERRING. TARE - 9 TONS 14 CWT.
A.V.B. & SCREW HAND BRAKE.
CUBIC CAPACITY - 422 CU. FT.
MINIMUM CURVE - 1 1/4 CHAINS.

10" x 5" JOURNALS.
1-1" DIA. BUFFERS.
INSTANTER COUPLINGS

LOT No
2411

40 TON HOPPER BALLAST WAGON LETTERED WALRUS

585



TEL. CODE WALRUS. TARE 20T. 9CWTS.
MINIMUM CURVE - 3 CHAINS
BRAKE: HAND SCREW AND AV.B.
CUBIC CAPACITY - 800 CU. FT.

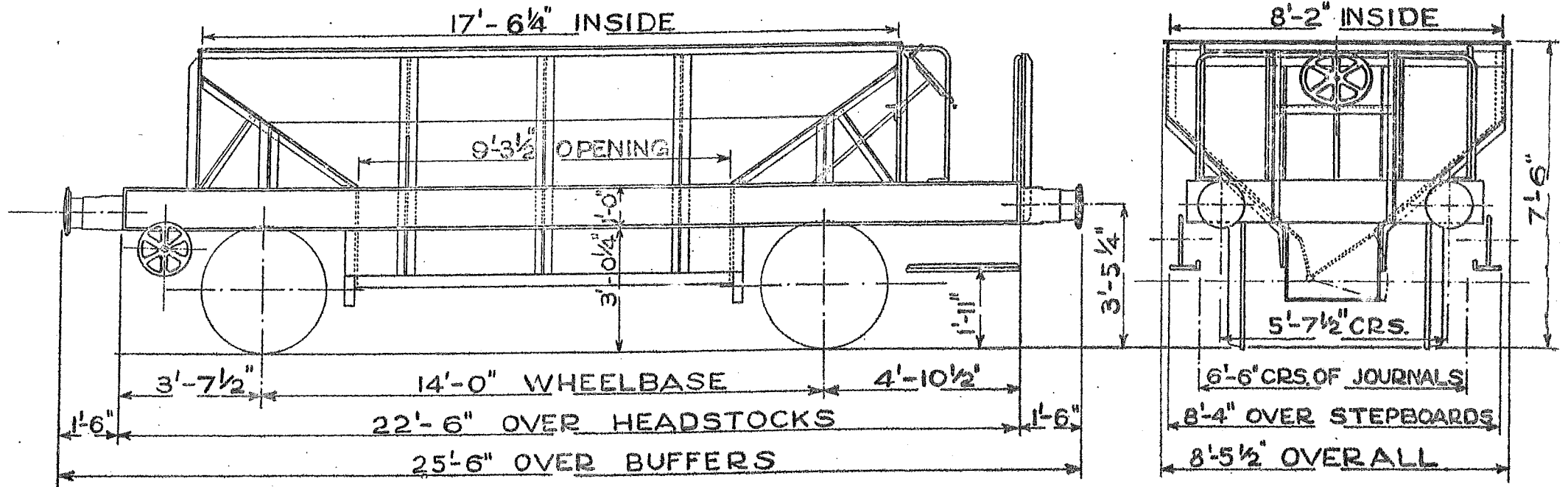
BUFFERS SELF CONTAINED
BUFFER DIA. - 1'-0"
COUPLINGS - INSTANTER
JOURNALS - 10' x 5"
WHEELS 3'-1 1/2' DIA.

19 TON HOPPER BALLAST WAGON.
LETTERED - CATFISH.

B.R.

586.

LOT No.
 2682
 2683



TEL. CODE - CATFISH.
 A.V.B. & SCREW HAND BRAKE.
 CUBIC CAPACITY - 422 CU. FT.
 MINIMUM CURVE - 1 1/4 CHAINS.

TARE - 9 TONS 14 CWT.
 COUPLINGS - INSTANTER.

WHEELS - 3'-1 1/2" DIA.
 JOURNALS - 10" x 5"
 BUFFERS - SELF CONTAINED.
 BUFFER HEADS - 1'-1" DIA.

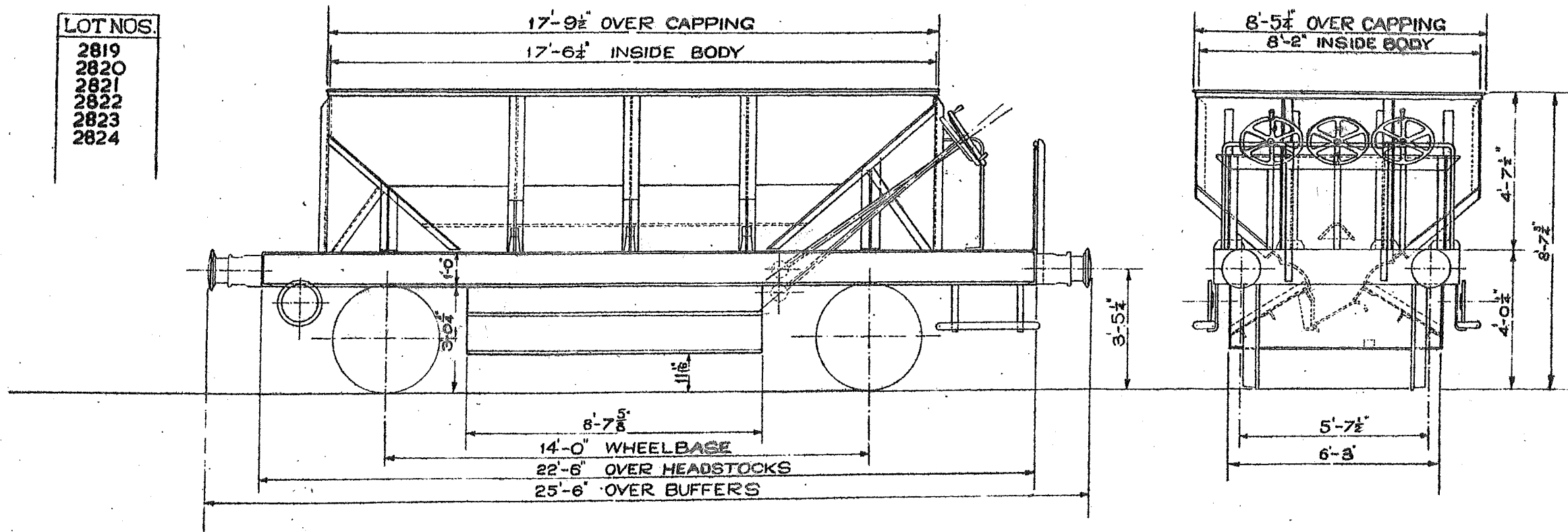
24 TON HOPPER BALLAST WAGON

587

LETTERED : DOGFISH

LOT NOS.

2819
2820
2821
2822
2823
2824



TEL CODE DOGFISH
TARE
BRAKE HAND SCREW & AVB
CUBIC CAPACITY 527 CUFT
MINIMUM CURVE

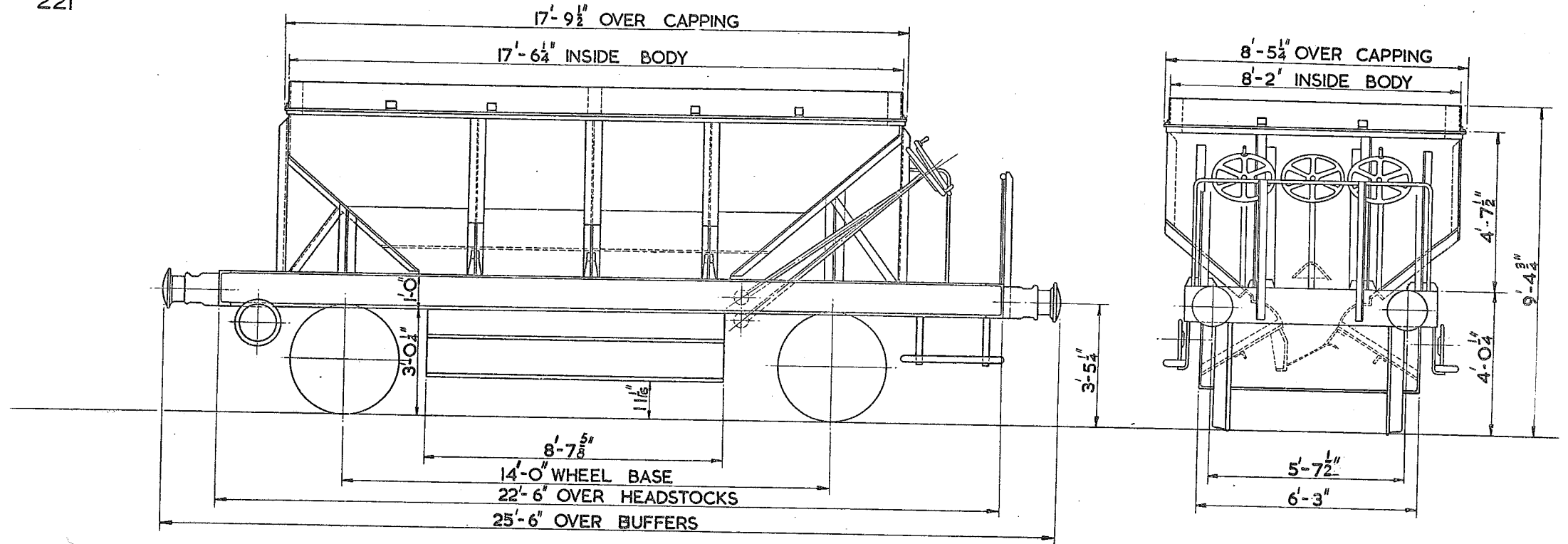
3 BOTTOM DOORS

BUFFERS SELF CONTAINED
BUFFERS 1' 1" DIA.
COUPLINGS INSTANTER
JOURNALS 10" x 5"
WHEELS 3' 1/2" DIA.

24 TON HOPPER BALLAST WAGON

588

QTY.
221



TEL. CODE :

TARE :

BRAKE : HAND SCREW & AVB

CUBIC CAPACITY : 634 CU. FT.

MINIMUM CURVE : 1¼ CHAIN

3 BOTTOM DOORS

BUFFERS

BUFFERS

COUPLINGS

JOURNALS

WHEELS

SELF CONTAINED

1'-1" DIA.

INSTANTER

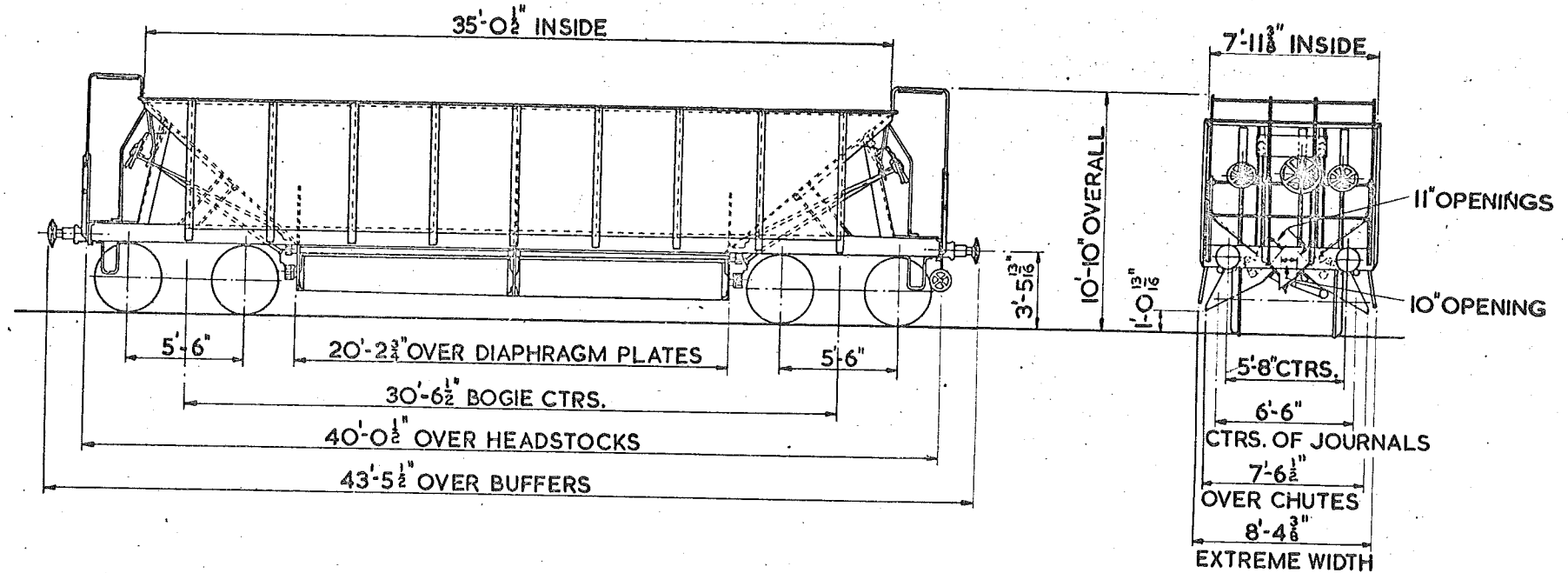
10" X 5"

3'-1½" DIA.

LOT No.	DRG. No.
3591	DN.833015

50 TON HOPPER BALLAST WAGON.

589



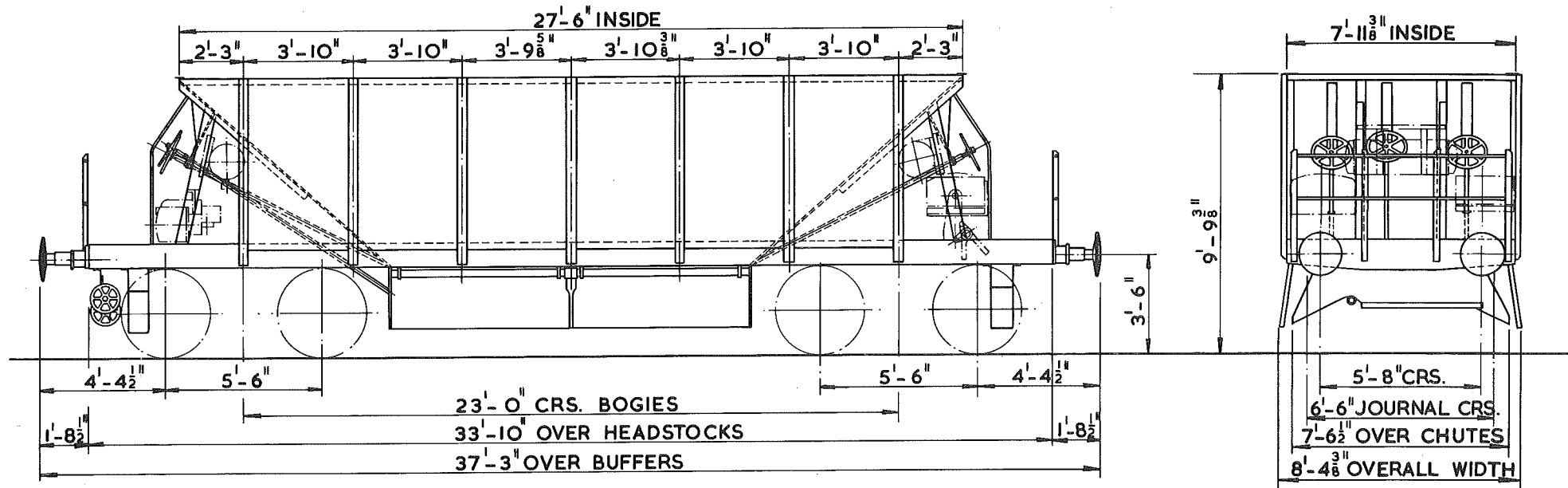
TEL: CODE:WHALE.
TARE: 23 T-10 C.
MINIMUM CURVE: 3 CHAINS.
BRAKE: AIR BRAKE & HAND SCREW.
CUBIC CAPACITY: 1271 CU. FT.

BUFFERS: SELF CONTAINED.
BUFFER HEADS 1'-1" DIA.
COUPLINGS: INSTANTER.
JOURNALS: 5 1/2" DIA. ROLLER.
WHEELS: 3'-1 1/2" DIA.

40 TON HOPPER BALLAST WAGON

CODE SEA LION

B.R.I./590



TYPE CODE - SEA LION
 TARE - 21 T - 17 C
 CARRYING CAPACITY - 40 TON
 CUBIC CAPACITY - 940 CU.FT.
 BRAKE - TWO PIPE AIR/VACUUM (A.F.I. SYSTEM)
 AUTOMATIC EMPTY/LOADED CHANGE
 OVER DEVICE, WHEEL HANDBRAKE ON ONE BOGIE.
 MINIMUM CURVE - 3 CHAINS
 MAXIMUM SPEED - 60 M.P.H.

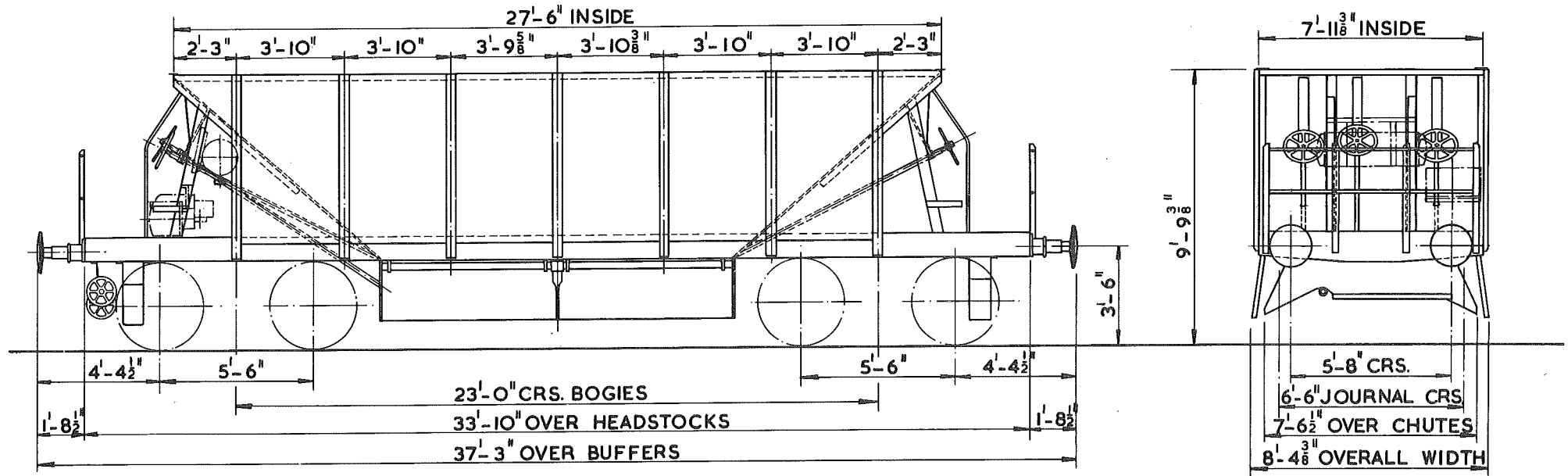
SPRINGS - COIL
 SUSPENSION - VARIABLE FRICTION DAMPING
 WHEELS - 3'-1¹/₂" DIA.
 JOURNALS - 5³/₈" DIA. ROLLER BEARINGS
 BUFFERS - OLEO PNEUMATIC
 BUFFER HEADS - 1'-6" DIA.
 COUPLINGS - INSTANTER

BODY - STEEL
 UNDERFRAME - STEEL
 BOGIE - GLOUCESTER CAST STEEL

LOT	QTY	VEHICLE NUMBERS
3723	100	DB. 982440 - 982539

40 TON HOPPER BALLAST WAGON CODE SEA COW

B.R.I./591



TYPE CODE - SEA COW
TARE - 21 T - OC
CARRYING CAPACITY - 40TON
CUBIC CAPACITY - 940 CU.FT.
BRAKE - TWO PIPE AIR BRAKE, AUTOMATIC
EMPTY/LOADED CHANGE OVER DEVICE,
THROUGH VACUUM PIPE - WHEEL HAND
BRAKE ON ONE BOGIE.
MINIMUM CURVE - 3 CHAINS
MAXIMUM SPEED - 60 M.P.H.

SPRINGS - COIL
SUSPENSION - VARIABLE FRICTION DAMPING
WHEELS - 3'-1¹/₂" DIA.
JOURNALS - 5³/₈" DIA. ROLLER BEARINGS
BUFFERS - OLEO PNEUMATIC
BUFFER HEADS - 1'-6" DIA.
COUPLING - INSTANTER

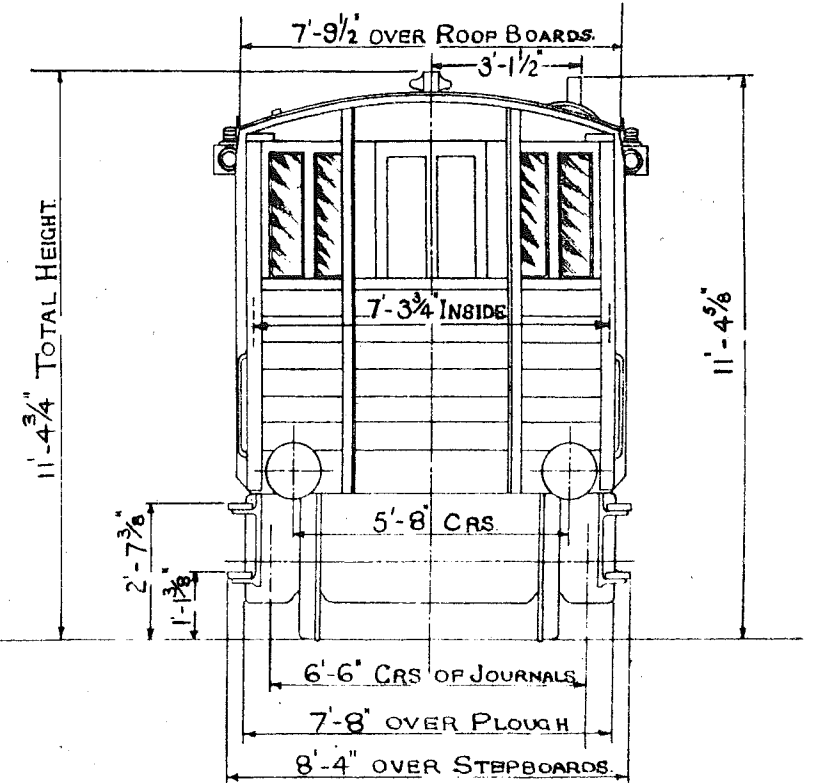
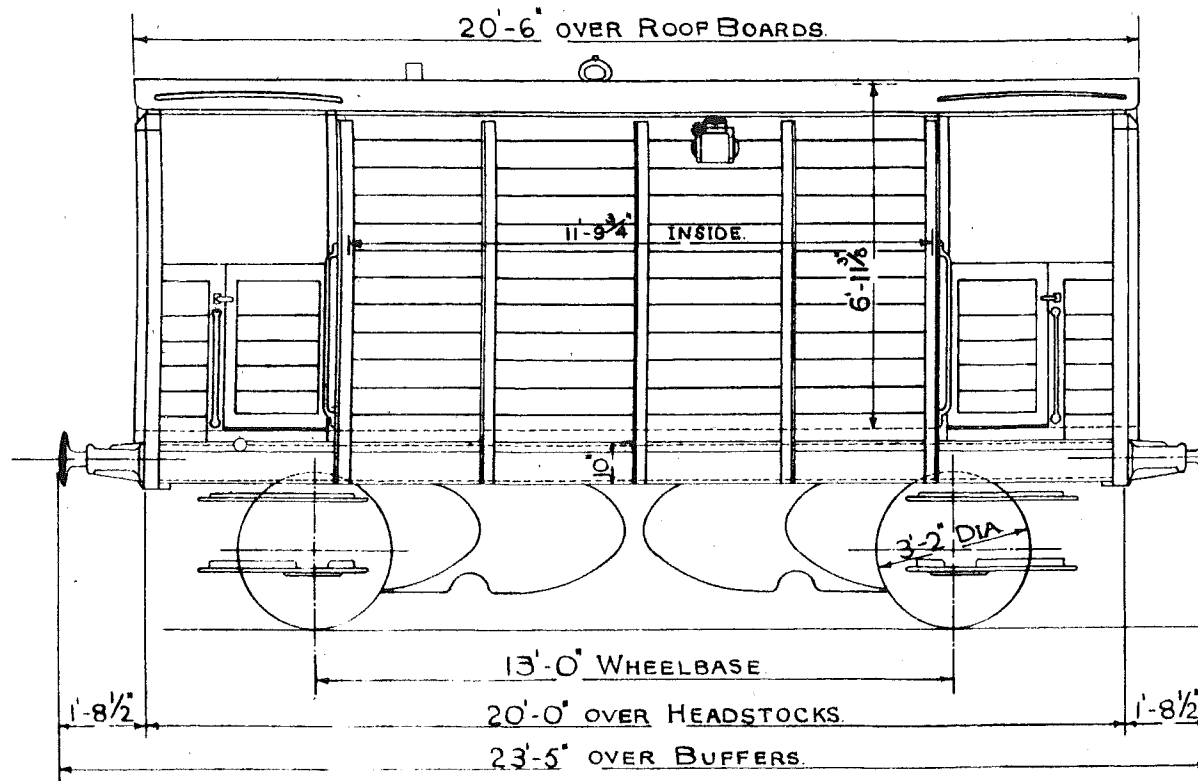
BODY - STEEL
UNDERFRAME - STEEL
BOGIE - GLOUCESTER CAST STEEL

LOT	QTY	VEHICLE NUMBERS
3724	25	D.B.982540 - 982564

12 TON BALLAST PLOUGH BRAKE VAN.

595

LOT.
2119.

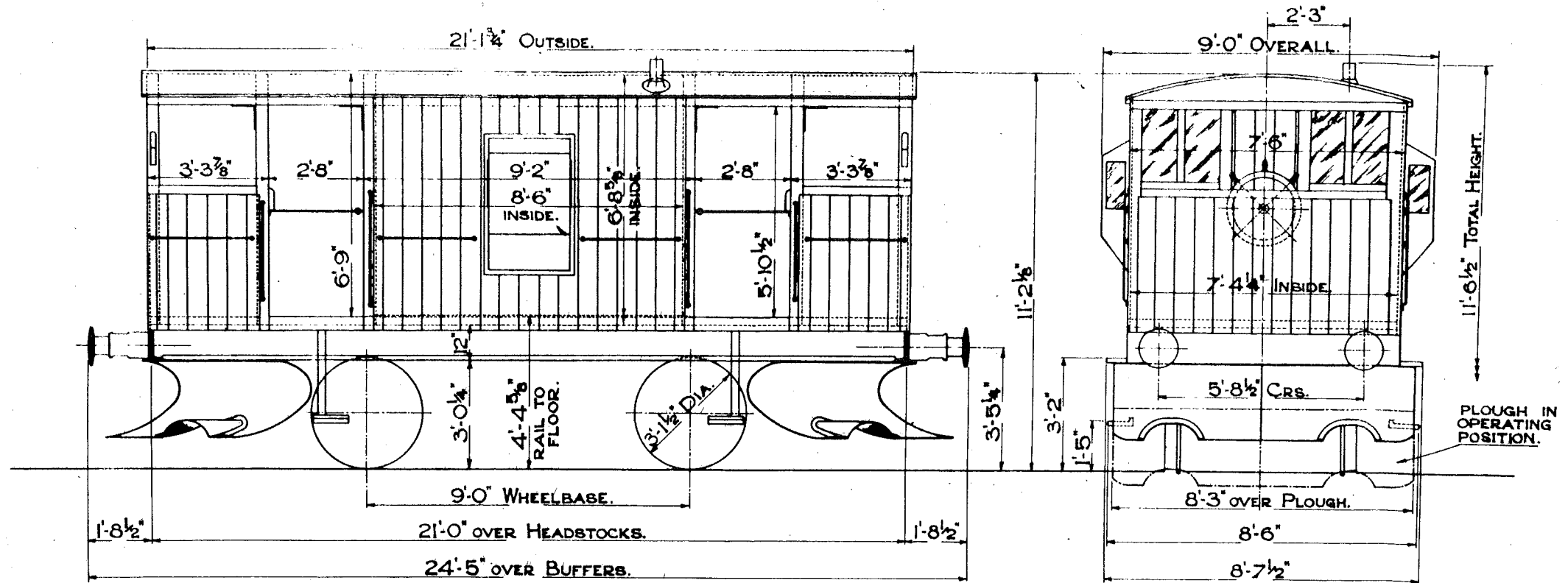


COCKLE
TEL. CODE - SHARK. TARE - 12 TONS 0 CWTS.
SCREW HAND BRAKE.
MINIMUM CURVE - 1/4 CHAINS.

1'-1" DIA BUFFERS
9" x 4 1/2" JOURNALS.
SCALE 0 1 2 3 4 5 6 7 8 9 10 Feet

16 TON BALLAST PLOUGH BRAKE VAN.

596



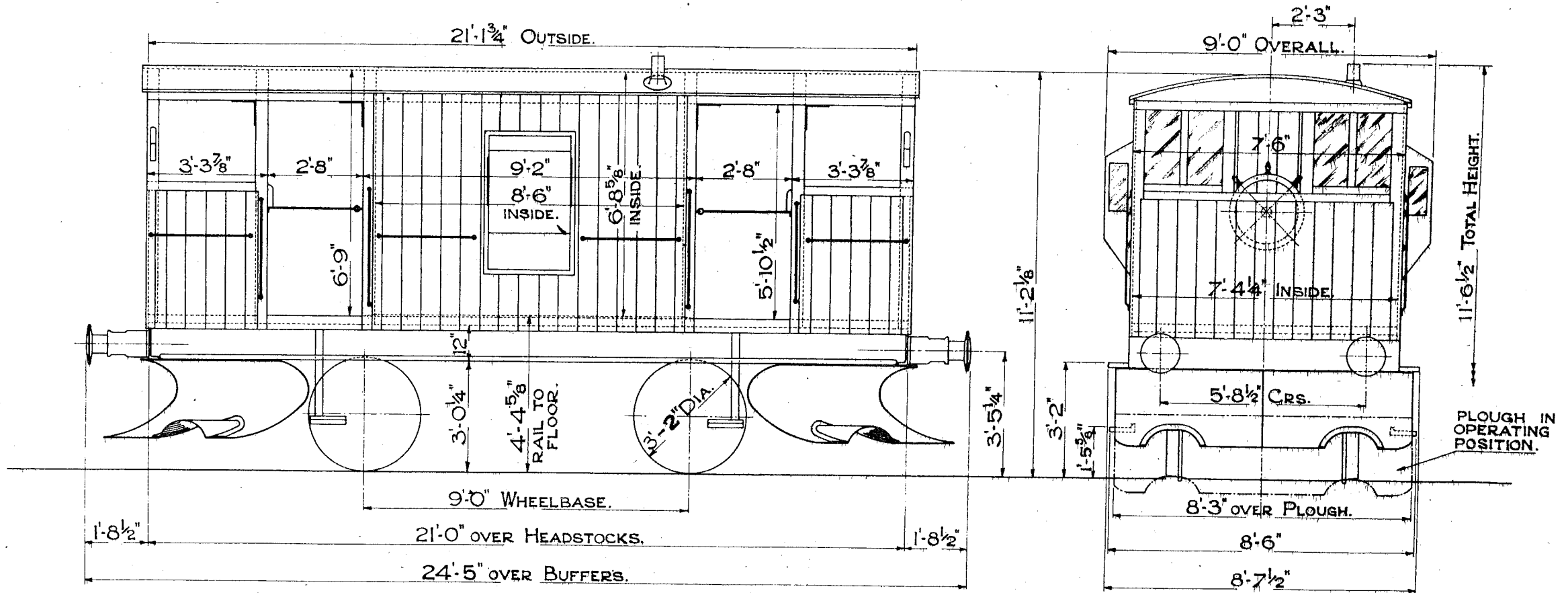
OYSTER
 TEL. CODE - SHARK. TARE 16 TONS 0 CWTS.
 SCREW HAND BRAKE.
 MINIMUM CURVE 1 CHAIN

1'-1" DIA. BUFFERS.
 9"x4 1/2" JOURNALS.




20TON BALLAST PLOUGH BRAKE VAN. B.R.

597.

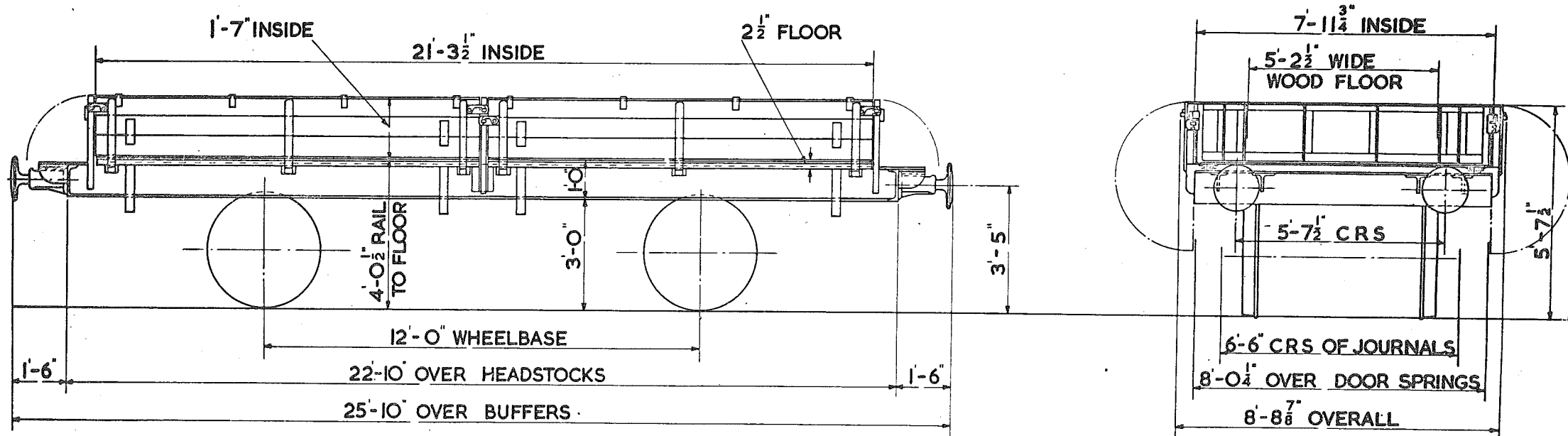


TEL. CODE - SHARK. TARE 20 TONS O CWTS.
 SCREW HAND BRAKE. & A.V.B.
 MINIMUM CURVE 1 CHAIN



12 TON LOW SIDED WAGON (FOR S.&T. ENGINEERS.)

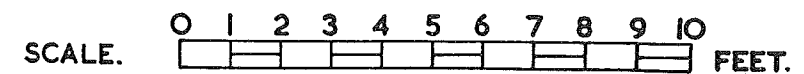
LOT NO	QTY
2608	6



TEL CODE -
 FLOOR AREA - 170 SQ. FT.
 CUBIC CAPACITY - 269 CU. FT.
 MINIMUM CURVE - 1/4 CHAINS.

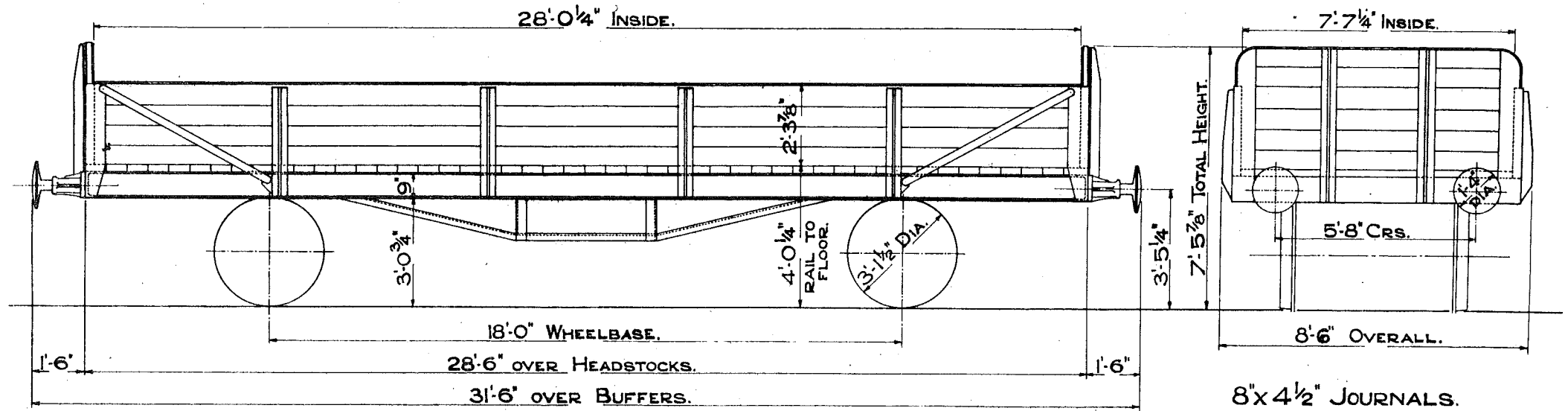
TARE - 8 TON 9 CWT
 BRAKE - HAND LEVER
 DOORS - 4 SIDE 2 END
 FLOOR - WOOD & STEEL
 SIDES - WOOD. ENDS - STEEL

WHEELS - 3'-1 1/2" DIA.
 JOURNALS - 9" x 4 1/2"
 BUFFERS - SPINDLE
 BUFFER HEADS - 1'-3" DIA.
 COUPLINGS - 3 LINK.



14 TON SLEEPER WAGON.

620



TEL. CODE-MINNOW.

TARE 8 TONS 14 CWTs.

LEVER HAND BRAKE.

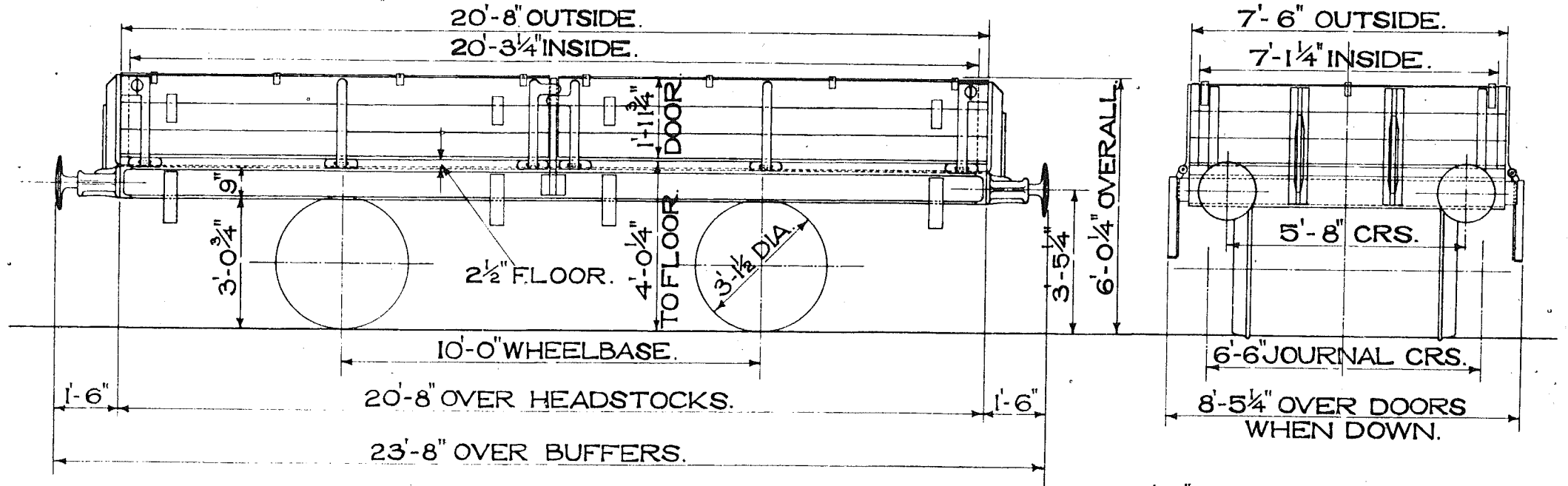
MINIMUM CURVE 2 CHAINS.

SCALE 0 1 2 3 4 5 6 7 8 9 10 FEET.


12 TON SLEEPER WAGON. FOR ENGINEERS' DEPT.

621.

LOT
2215.



TEL. CODE- HADDOCKTARE-6 TONS 14 CWT.
LEVER HAND BRAKE.
MINIMUM CURVE-1 CHAIN.
4 SIDE DOORS.

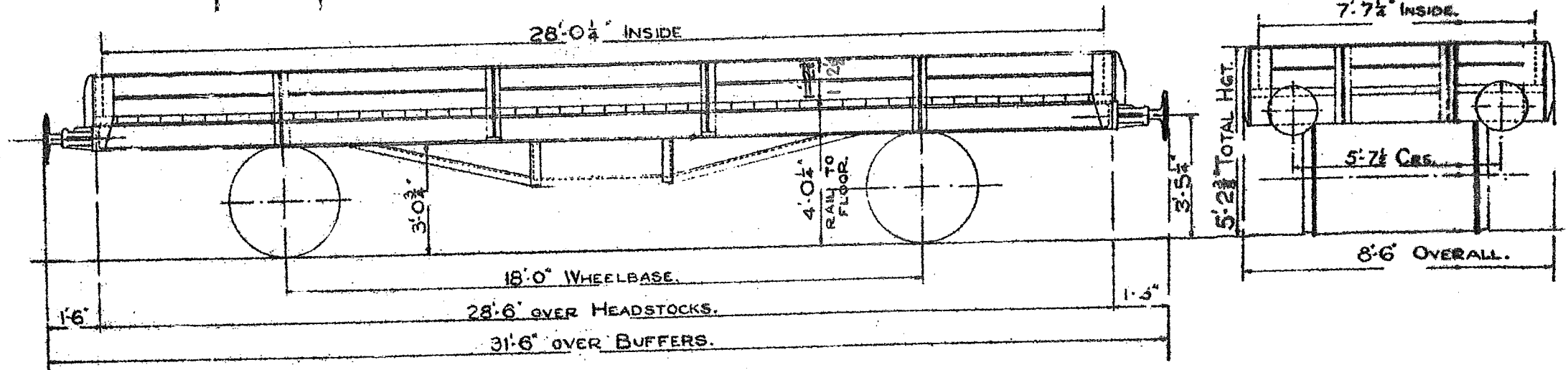


14 TON RAIL WAGON

B.R.

622

LOT NOS
2272



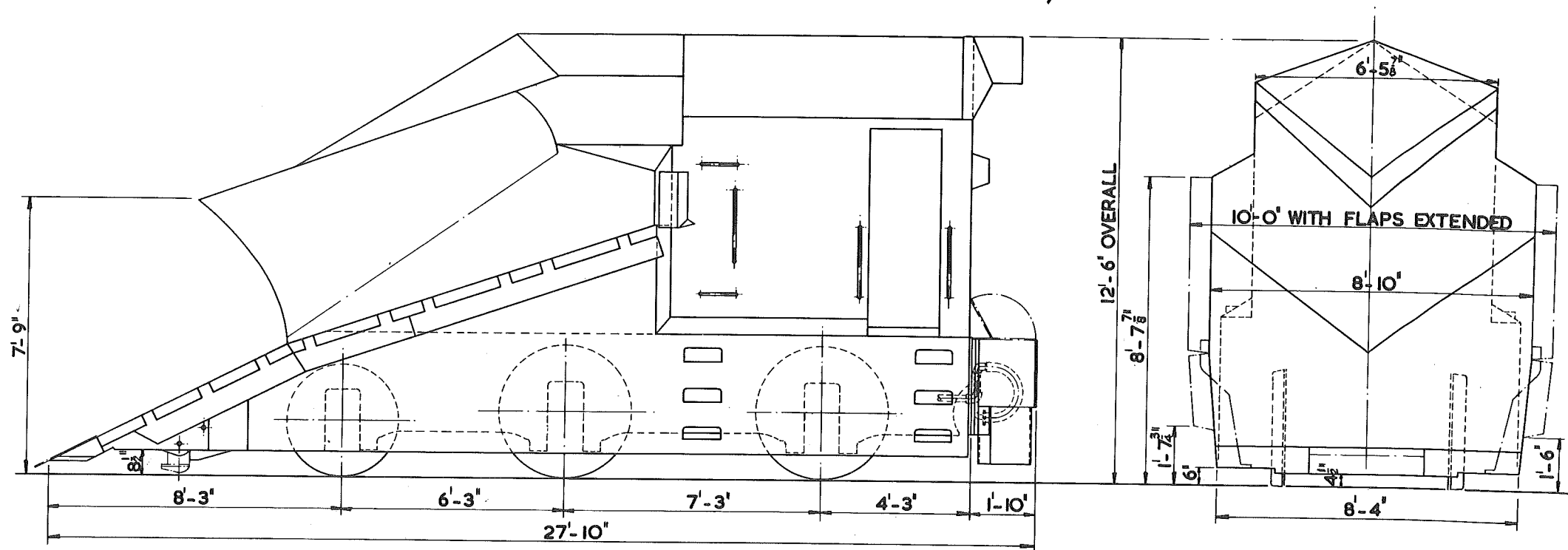
TEL. CODE.— WHITING. MIN. CURVE.— 2 CHAINS TARE.— 7 TON— 10 CWT.
CARRYING CAPACITY.— 14 TON. FLOOR AREA.— 213 SQ. FT. CUBIC CAP.— 249 CU. FT.
BODY.— WOOD. FLOOR.— WOOD. BRAKE.— 20 TON STD. HAND LEVER.

LOT 2459

WHEELS.— 3'-11" DIAM.
SIZE OF JOURNAL.— 8" x 4 1/2"
BUFFER HEAD.— 1'-4" DIA
COUPLINGS.— 3 LINK
BUFFERS.— SPINDLE

INDEPENDENT SNOW PLOUGH
 (CONVERTED FROM Ex. 4200 GALLON STD. TENDER)

B.R.1/623



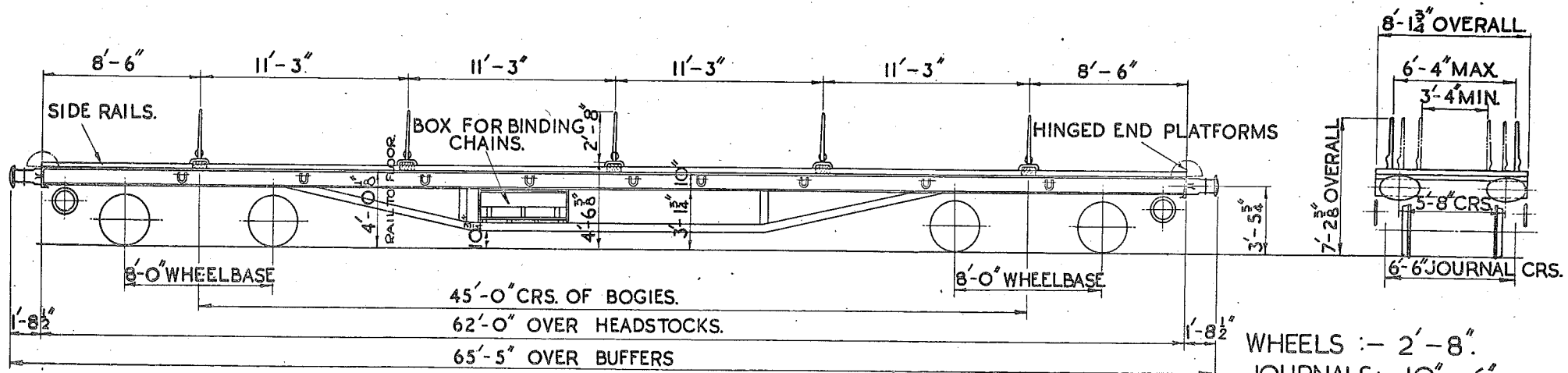
MINIMUM CURVE CHAIN
 TARE: 31 TON IOC.W.T. 3QR.
 TYPE OF BRAKE: A.V.B. AND HAND

WHEELS: 3'-2" DIA. AND 3'-9" DIA.
 COUPLINGS: SCREW
 UNDERFRAME: STEEL
 BODY: STEEL

	LOT N ^o	ORG. N ^o	
30 VEHICLES	PART 3262	SWDN	N ^{os} DB 996882-DB 996911
33 VEHICLES	PART 3284	28604	N ^{os} DB 996937-DB 996969
25 VEHICLES	3352		N ^{os} DB 996970-DB 996994

50 TON BOGIE RAIL WAGON. LETTERED 'SALMON'

628



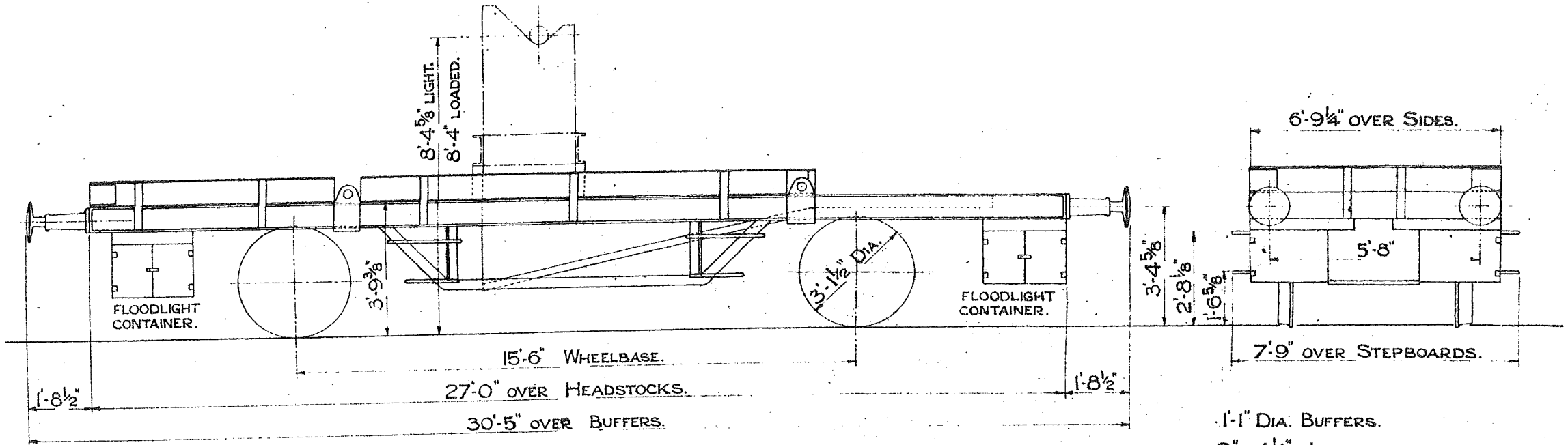
TEL CODE :- SALMON
 TARE :- 22 TONS 10 CWTS.
 MINIMUM CURVE :- 1 CHAIN
 4 SETS OF LOOSE BINDING CHAINS & SCREW COUPLINGS.
 THROUGH VACUUM PIPE.

BRAKE :- STD. SLACK ADJUSTER. (SCREW.)
 BODY :- STEEL.
 FLOOR :- STEEL.

WHEELS :- 2'-8".
 JOURNALS :- 10" x 6"
 BUFFERS SELF CONTAINED
 BUFFER HEADS :- 24" x 14" OVAL
 COUPLINGS :- SCREW STD. BR.



CRANE MATCH WAGON. (FOR 36 TON BREAKDOWN CRANE.)



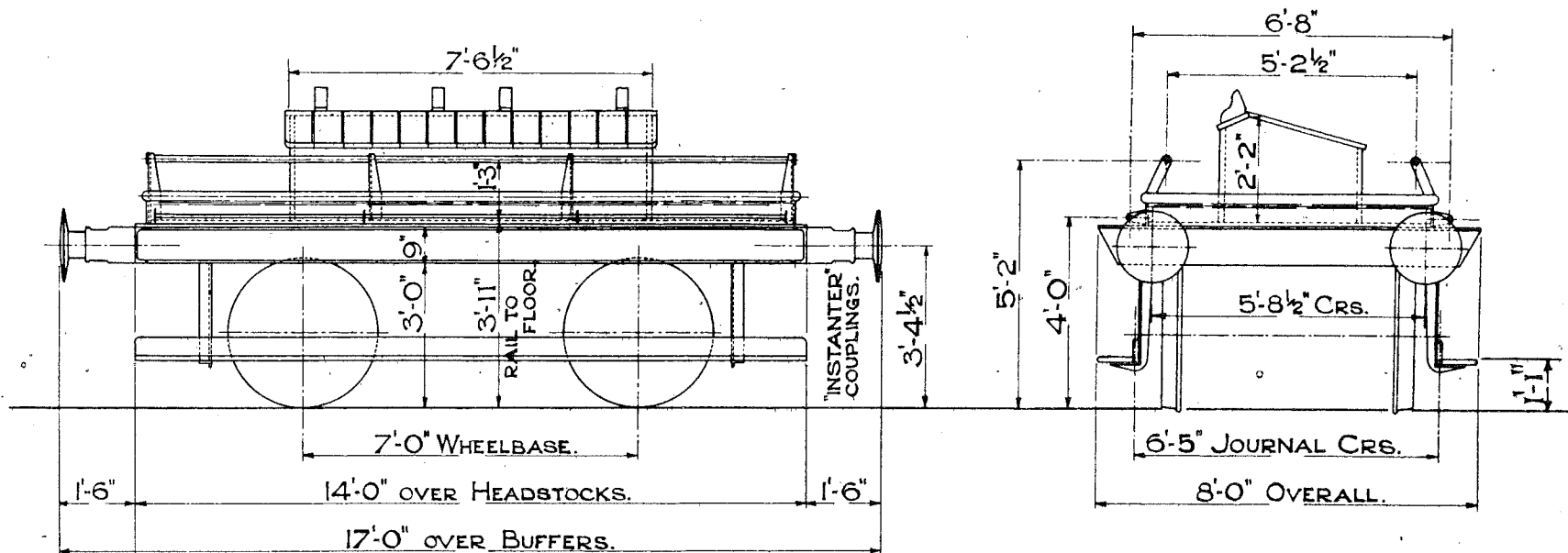
TEL. CODE ————— TARE 8 TONS 16 CWTS.
 A.V.B. & HAND LEVER.
 MINIMUM CURVE 1 1/2 CHAINS.

1'-1" DIA. BUFFERS.
 9" x 4 1/4" JOURNALS.



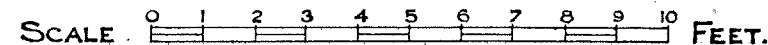
SHUNTING TRUCK.

631



TEL. CODE - TARE 6 TONS 10 CWTS.
 A.V.P. & LEVER HAND BRAKE.
 TIMBER FLOOR.
 MINIMUM CURVE 1 CHAIN.

3'-1 1/2" DIA. WHEELS.
 8" x 3 5/8" JOURNALS.
 1'-6" DIA. BUFFERS.

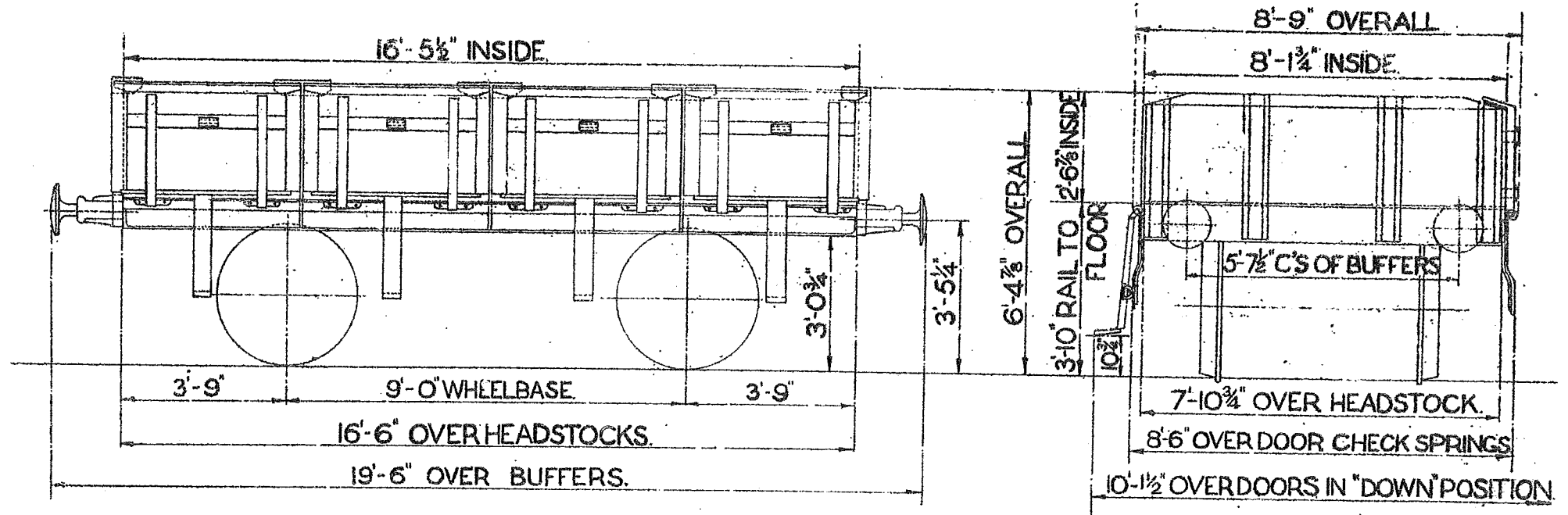


14 TON REFUSE WAGON.

LETTERED - SLUDGE.

632.

LOT.
2532
2725



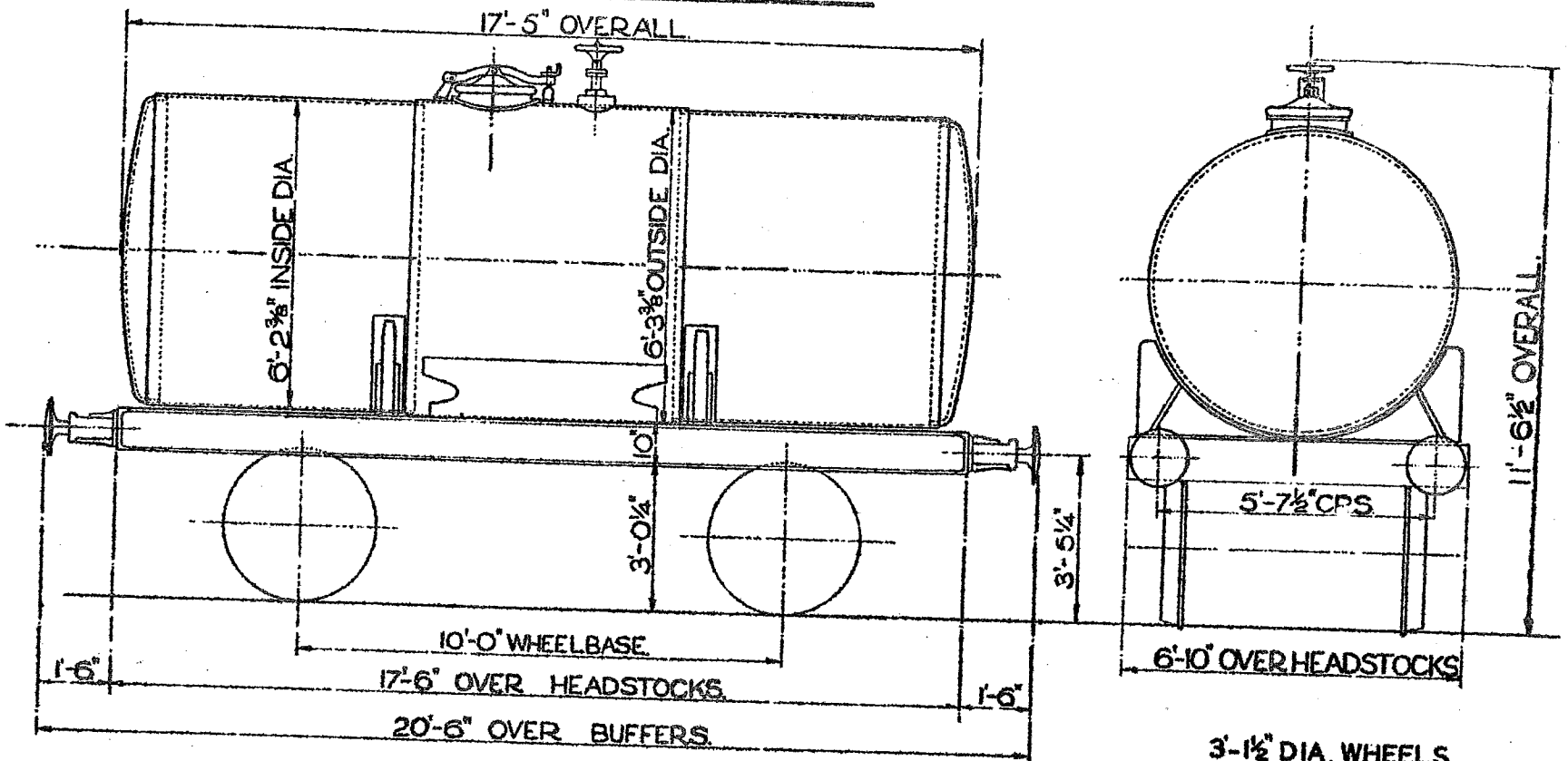
TEL. CODE:
TARE - 8 TONS. 3CWTS.
BRAKE: HAND-LEVER MORTON
MIN. CURVE- 1 CHAIN
FLOOR AREA: 133 SQ.FT.
CUBIC CAP. 340 CU.FT.

3'- 1 1/2" DIA. WHEELS.
9" x 4 1/2" JOURNALS.
BUFFERS: SPINDLE TYPE.
BUFFER-HEADS: 1'- 1" DIA.
COUPLINGS: 3-LINK.
BODY: STEEL.
FLOOR: STEEL.

14 TON CREOSOTE TANK WAGON.

633.

LOT NO.
2371.
2372.



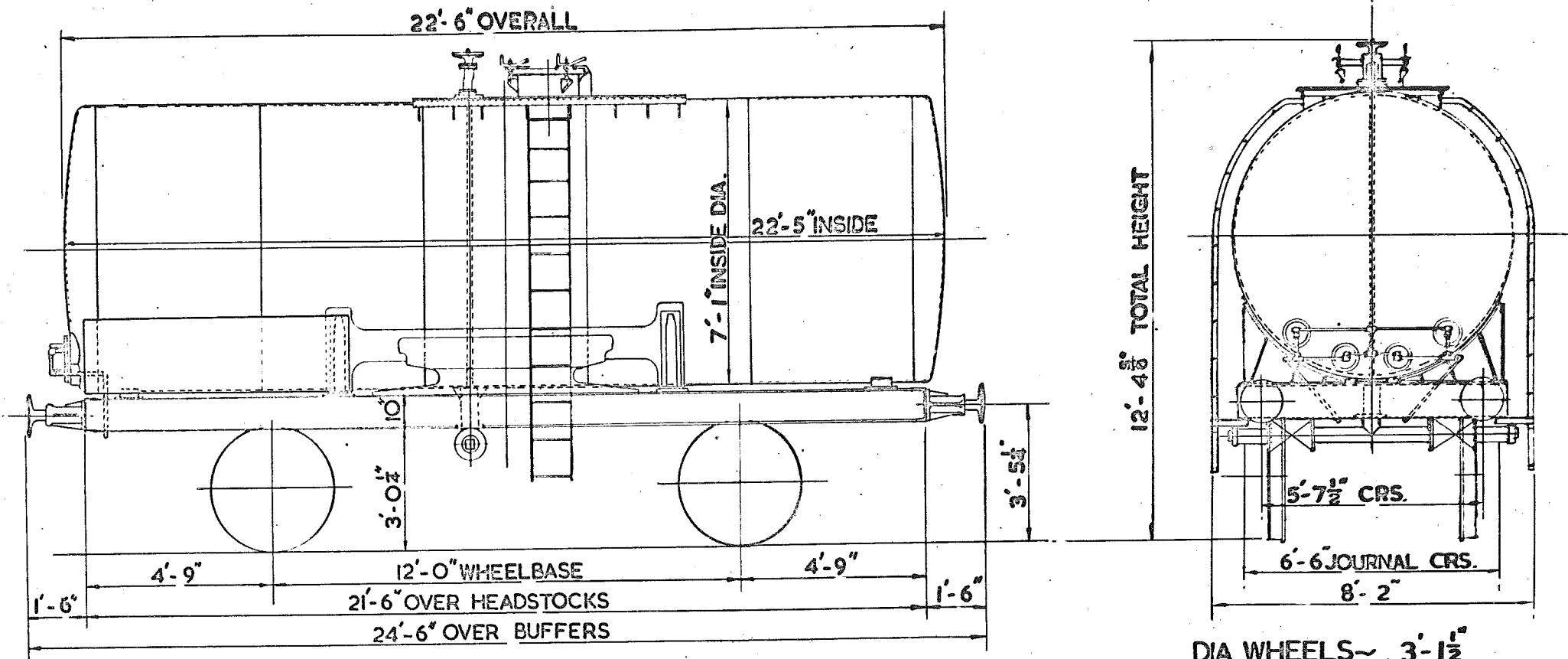
TEL. CODE:
TARE: 8 T 19 C.
MINIMUM CURVE: 1 CHAIN.
BRAKE: HAND LEVER (MORTON)
TANK CAPACITY: 3190 GALLS.

3'-1 1/2" DIA. WHEELS.
9" x 4 1/4" JOURNALS.
BUFFERS- SPINDLE.
BUFFER-HEADS: 1'-1" DIA.
COUPLINGS: 3-LINK.

20 TON TANK WAGON FOR CONVEYANCE OF MARINE FUEL OIL

634

LOT
2781



TEL. CODE
CAPACITY - 5415 GALLONS (GROSS)
BRAKE - STD. 20 TON HAND LEVER
MINIMUM CURVE - $1\frac{1}{4}$ CHAINS

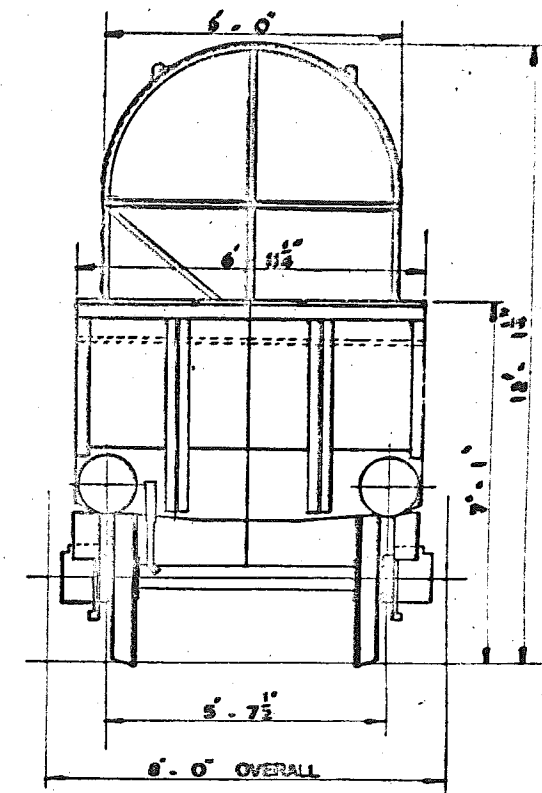
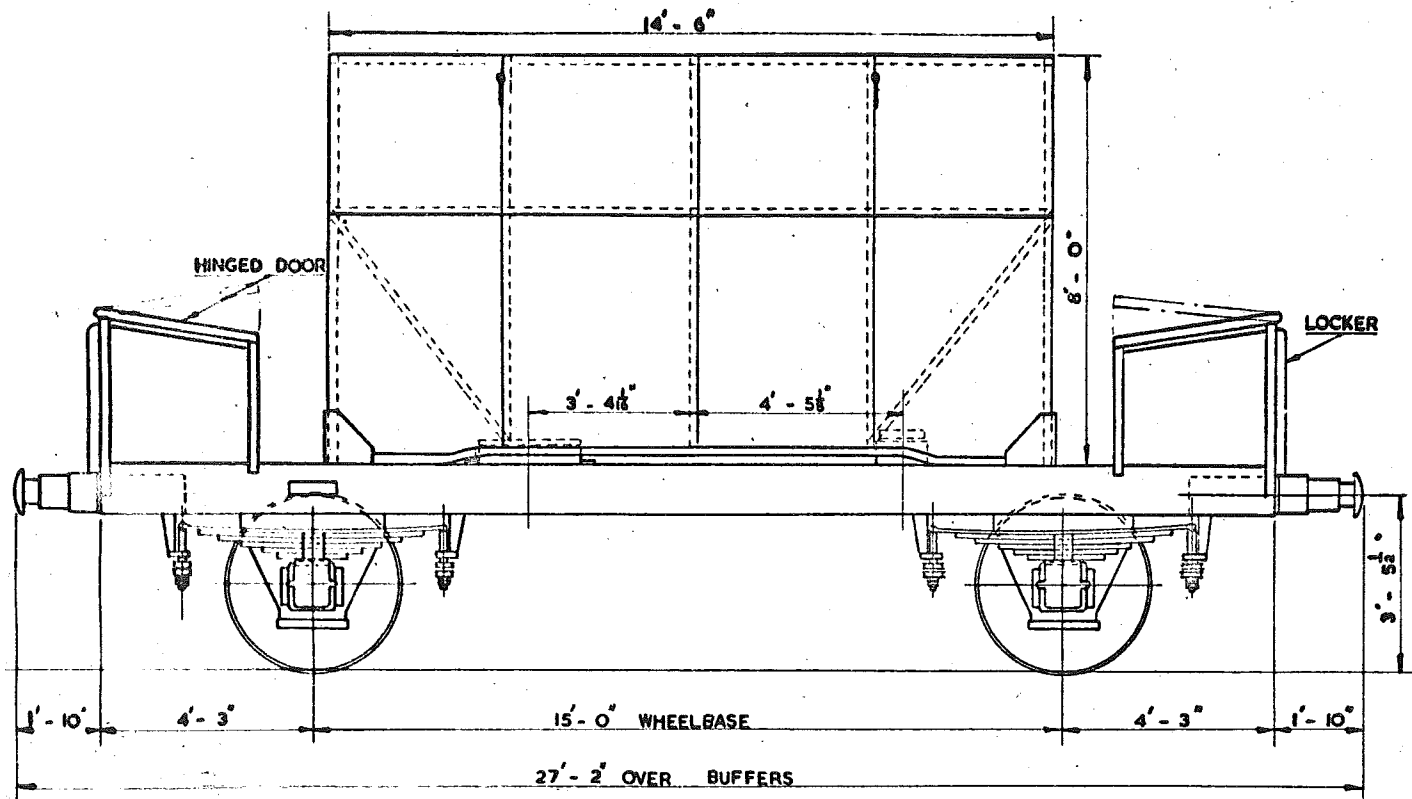
TARE 12 TONS 5 CWT.

DIA. WHEELS - $3'-1\frac{1}{2}"$
JOURNALS - $10 \times 5"$
BUFFERS - SPINDLE
BUFFER HEADS - $1'-1"$ DIA.
COUPLINGS - THREE LINK
BODY - STEEL

SCALE 0 2 4 6 8 10 FEET

13 TON FLAT WAGON FOR DIESEL UNITS.

635.



**BRAKE - SIDE LEVER HANDBRAKE.
AUTOMATIC VACUUM BRAKE**

COUPLINGS - SCREW

DIA. OF WHEELS - 3' - 6"

JOURNALS - 9" x 4 5/8"

BUFFERS - OLEO HYDRAULIC.

BUFFER HEADS - 1' - 1" DIA .

TARE - 9 TON. 19 CWT.

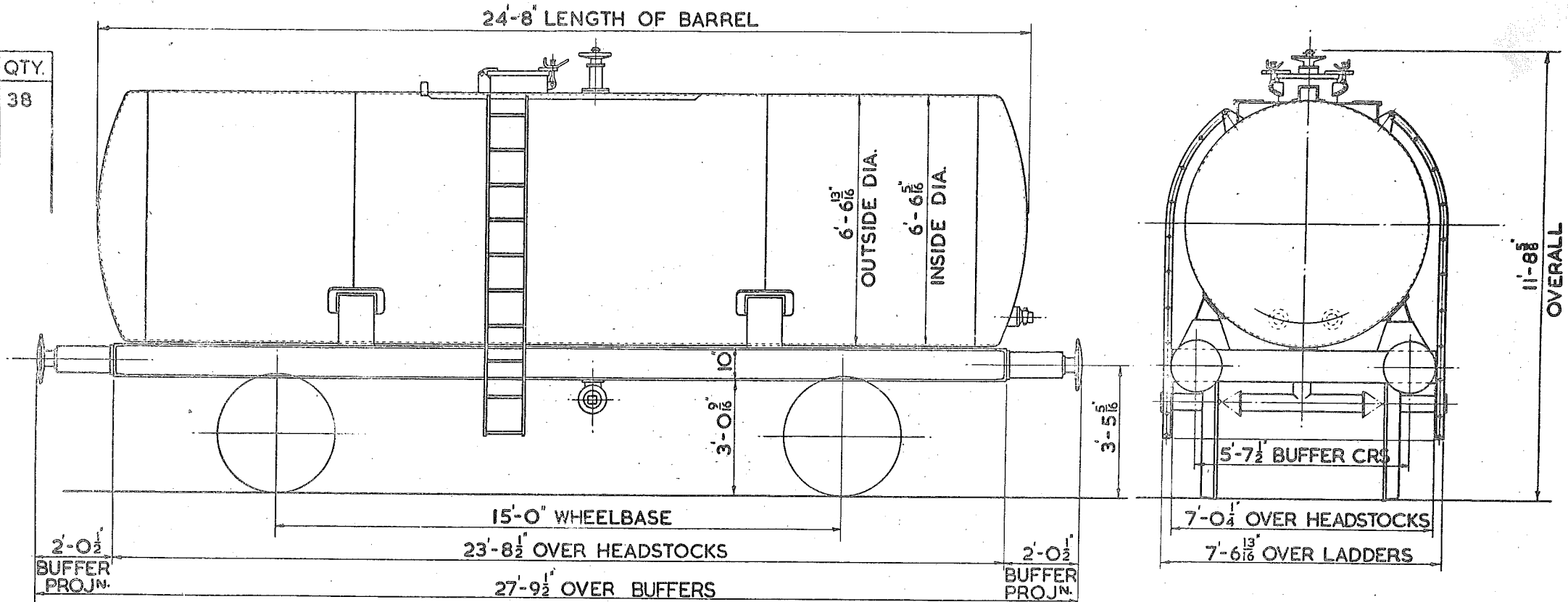
QTY	VEH. No.	LOT No.	BUILT AT
1	998050	3077	ASHFORD
3	998051- 53	3144	"



22 TON CREOSOTE TANK WAGON

636

LOT NOS	QTY.
3139	38



TEL. CODE : CREOSOTE
 TARE : 12T. 4C.
 MINIMUM CURVE 1¹/₂ CHAINS
 BRAKE. A.V.B. & HANDLEVER

TANK CAPACITY: 4692 GALLS (NET)
 4880 GALLS GROSS

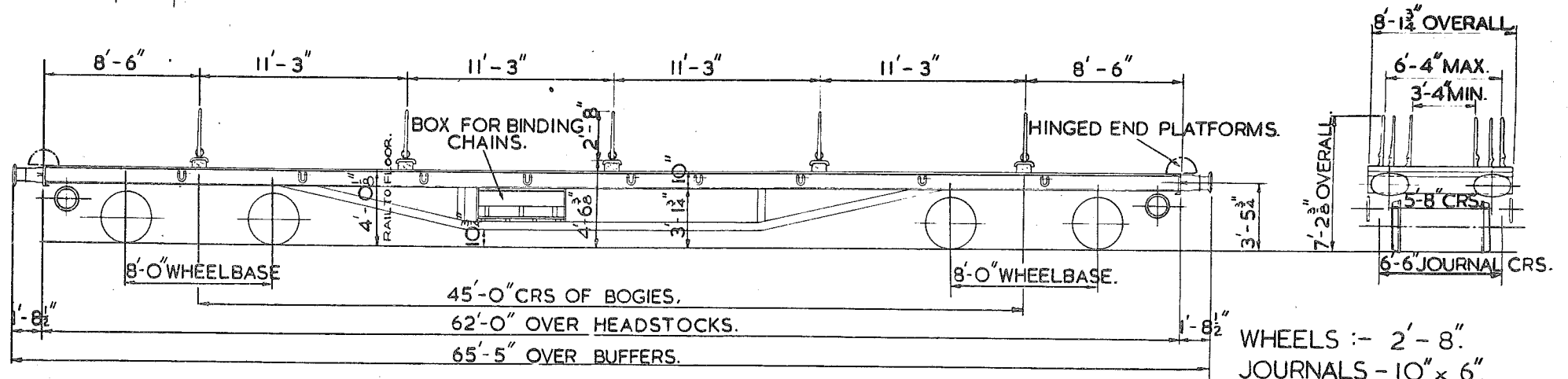
WHEEL DIA.- 3'-1¹/₂" COUPLINGS - SCREW
 JOURNALS - 4⁷/₈" DIA. ROLLER BEARINGS 'U' TYPE
 BUFFERS - HYDRAULIC
 BUFFER HEADS - 16" DIA.

	LOT No	DRG. No	
78 VEHICLES	3261	SWDN 27872	N ^{os} DB 996801 - 996881.
40 VEHICLES	3262	SWDN 27872	N ^{os} DB 996882 - 996921.
48 VEHICLES	3284	SWDN 27872	N ^{os} DB 996922 - 996969.

50 TON BOGIE RAIL WAGON.

LETTERED 'SALMON.'

637



TEL. CODE :- SALMON.
 TARE :-
 MINIMUM CURVE :- 1 CHAIN.
 4 SETS OF LOOSE BINDING CHAINS & SCREW COUPLINGS.
 THROUGH VACUUM PIPE.

BRAKE :- STD. SLACK ADJUSTER. (SCREW.)
 BODY :- STEEL.
 FLOOR :- STEEL.

WHEELS :- 2'-8"
 JOURNALS - 10" x 6"
 BUFFERS SELF CONTAINED.
 BUFFER HEADS - 24" x 14" OVAL.
 COUPLINGS - SCREW STD. BR.



Rev. LCH letter CSR 215 June 8/59 (R 5493)

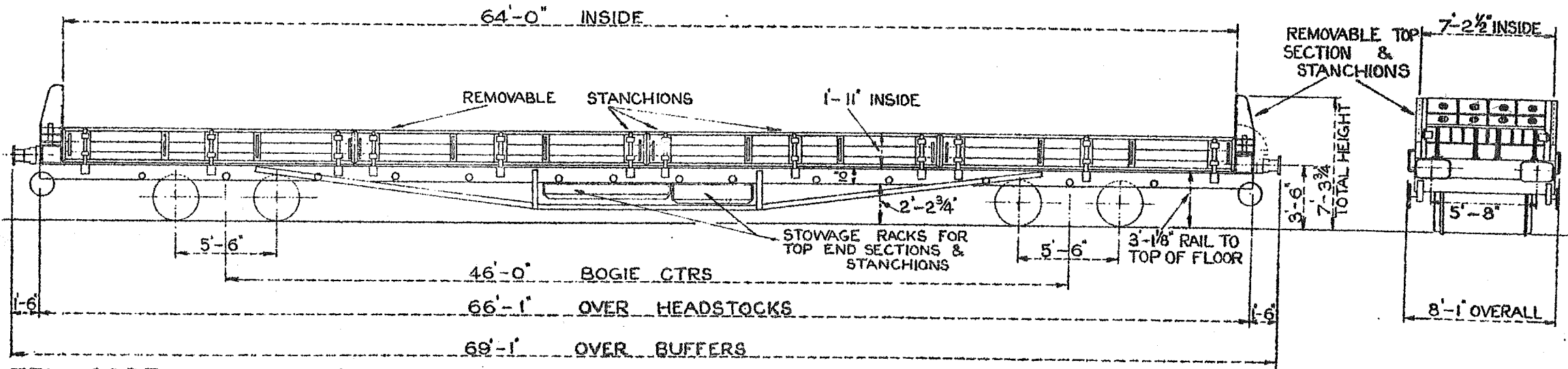
LOT
2322. 994500/994536
2404. 994537/994716.

**50 TON BOGIE RAIL, SLEEPER, BALLAST,
& GENERAL UTILITY WAGON.
LETTERED STURGEON**

B.R.

638.


NOT TO GO OVER. TYPE-TEES-HEAVEY MILLS
HULL INWARD YARD HOPPS.



TEL. CODE:- STURGEON
 TARE. 25 TONS. 13 CWTS.
 MIN. CURVE. 2 CHAINS.
 DOORS. 2 END HINGED FLAPS.- 8 SIDES REMOVABLE
 SCREW HAND BRAKE.
 FLOOR - STEEL

WHEELS 2'-6" DIA
 BUFFERS 1'-9" x 2'-0" x 1'-2"
 JOURNALS 1" x 5 1/2"

SCALE.



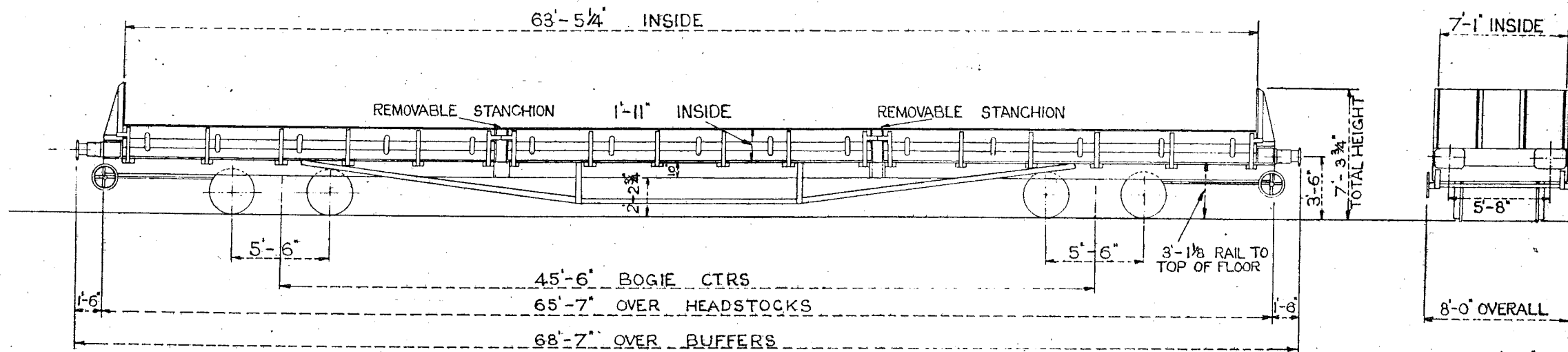
FEET.

40 TON RAIL SLEEPER & BALLAST WAGON

639.

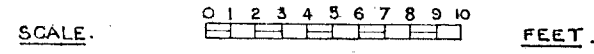
LETTERED DOLPHIN

NOT TO GO OVER TYPE TEES, HEAVY MINS & HULL INWARD YD
HUMPS



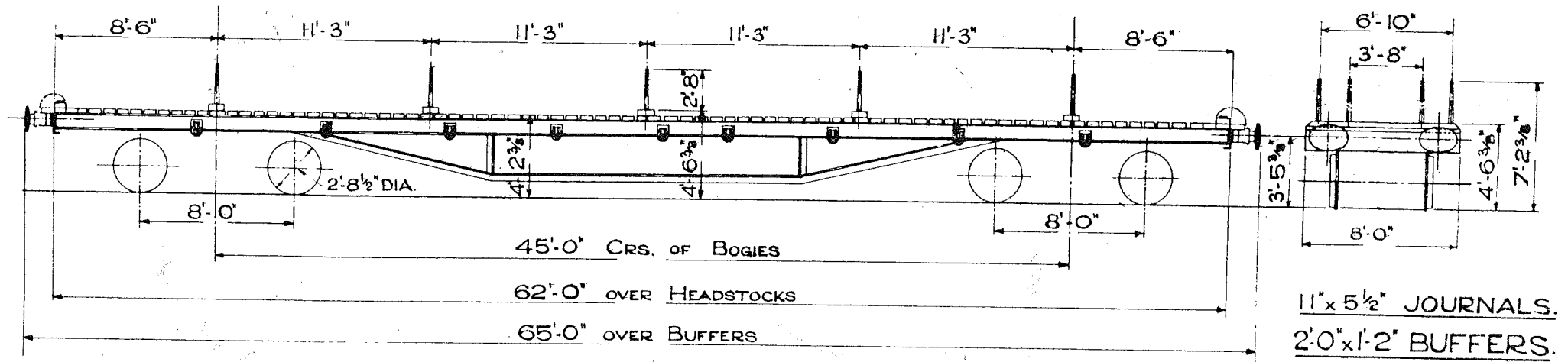
TEL. CODE- DOLPHIN.
TARE. 25 TONS 2 CWTS.
MIN. CURVE. 2 CHAINS.
DROP SIDES.
SCREW HAND BRAKE.

WHEELS 2'-6" DIA.
BUFFERS 2' x 9" x 1'-1 1/2"
JOURNALS 10" x 5"



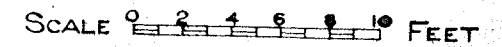
50 TON BOGIE RAIL WAGON.
 LETTERED, SALMON. (ENGINEERS DEPT.) TEL CODE - SALMON.

640



11" x 5 1/2" JOURNALS.
 2'-0" x 1'-2" BUFFERS.

CARRYING CAPACITY 50 TONS.
 TARE 23 TONS 18 CWTS.
 MINIMUM CURVE TRUCK WILL NEGOTIATE IS 2 1/2 CHAINS
 BINDING CHAINS 4 SETS COMPLETE WITH SCREW COUPLINGS
 ALL WOOD FLOOR



50 TON BOGIE RAIL WAGON.

640

LETTERED SALMON.

(ENGINEERS DEPT.) TEL CODE - SALMON.

QUANTITY 25

NUMBERS - LOT / 2011

B 996000, B 996001, B 996002, B 996003, B 996004, B 996005, B 996006, B 996007, B 996008,
B 996009, B 996010, B 996011, B 996012, B 996013, B 996014, B 996015, B 996016, B 996017, B 996018,
B 996019, B 996020, B 996021, B 996022, B 996023, B 996024.

40 TON BOGIE RAIL WAGON.

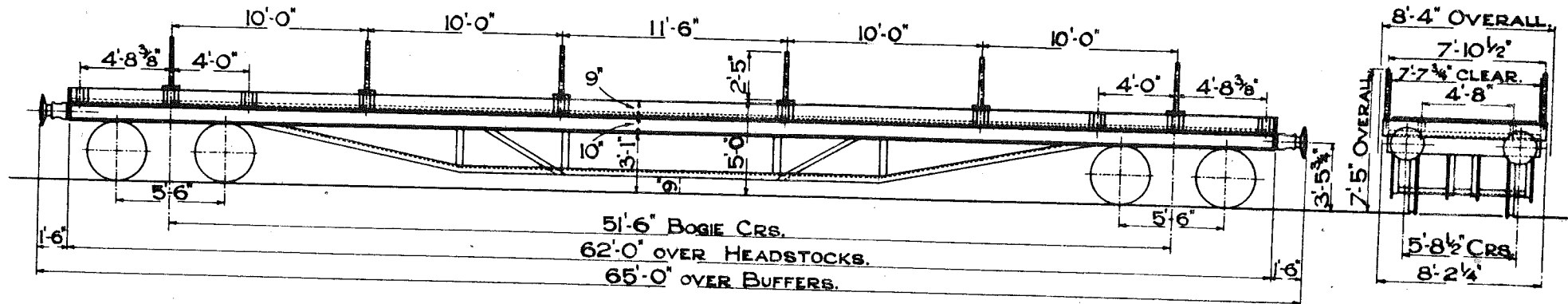
(ENGINEERS DEPT.)

LETTERED-OYSTER. GANE.A.

NOT TO GO OVER.

TyNE, TEEs, Heavy Mills & Hull Inward No 641

Humps




TEL. CODE - OYSTER. GANE. A.
 CARRYING CAPACITY 40 TONS.
 MINIMUM CURVE 2 CHAINS.

TARE 21 TONS 12 CWTs.

ALL WOOD FLOOR.
 QUANTITY 104
 NUMBERS - DB 996700 TO DB 996803.

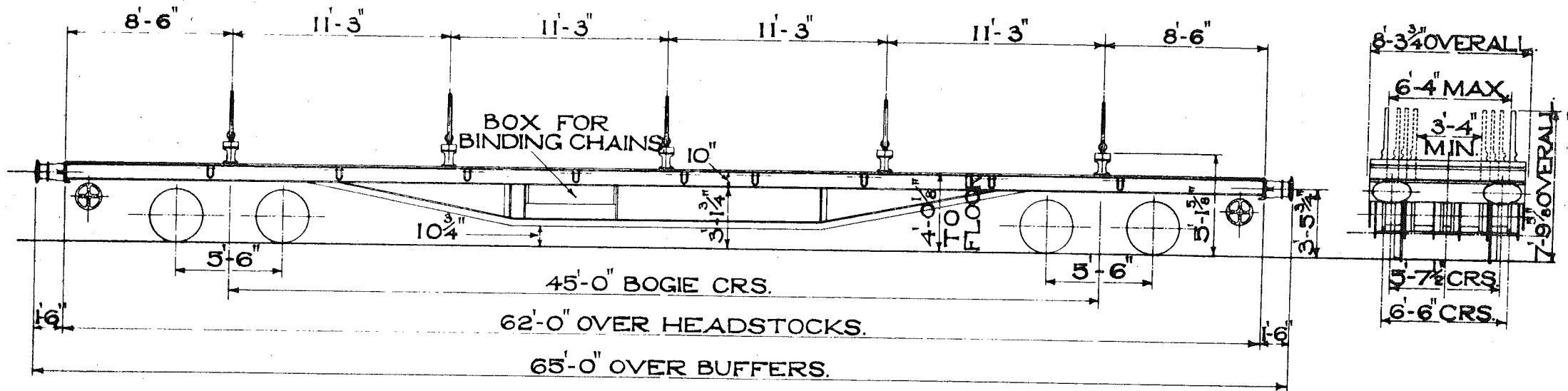
10x5" JOURNALS.
 3'-1 1/2" DIA. WHEELS.
 1'-8" DIA. BUFFERS.



50 TON BOGIE RAIL WAGON. B.R.
LETTERED SALMON.

642.

LOT.
2363
2534



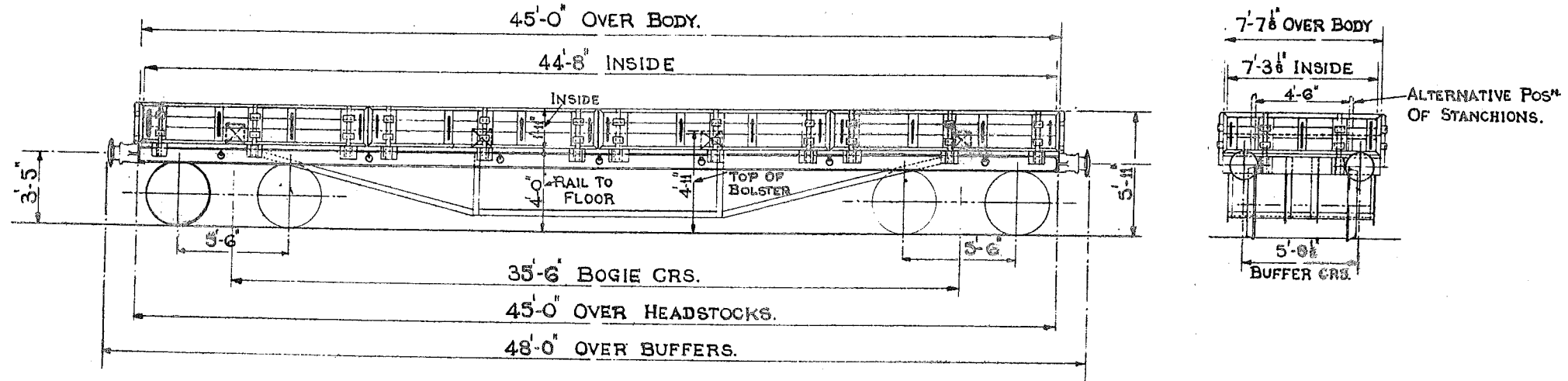
TEL. CODE - SALMON. TARE - 27 TONS O CWT.
 CARRYING CAPACITY - 50 TONS. MINIMUM CURVE - 1 CHAIN.
 ALL STEEL FLOOR. 4 SETS LOOSE BINDING CHAINS & SCREW COUPLINGS.
 QUANTITY - 52. NUMBERS - B 996100 - B 996151.
 SCREW HAND BRAKE.

2'-0" x 1'-2" BUFFERS.
 2'-9" DIA. WHEELS.
 10" x 6" JOURNALS.

LOT
2497

30 TON BOGIE BOLSTER WAGON LETTERED SHRIMP.

643



TEL. CODE SHRIMP

TARE 17 TONS 12 CWTs

MINIMUM CURVE 1 1/2 CHAINS

DETACHABLE SIDES AND ENDS.

HAND LEVER BRAKE.

FLOOR WOOD

BUFFERS SELF CONTAINED.

BUFFER DIA. 1'-4"

COUPLINGS THREE LINK.

JOURNALS 9" x 4 1/2"

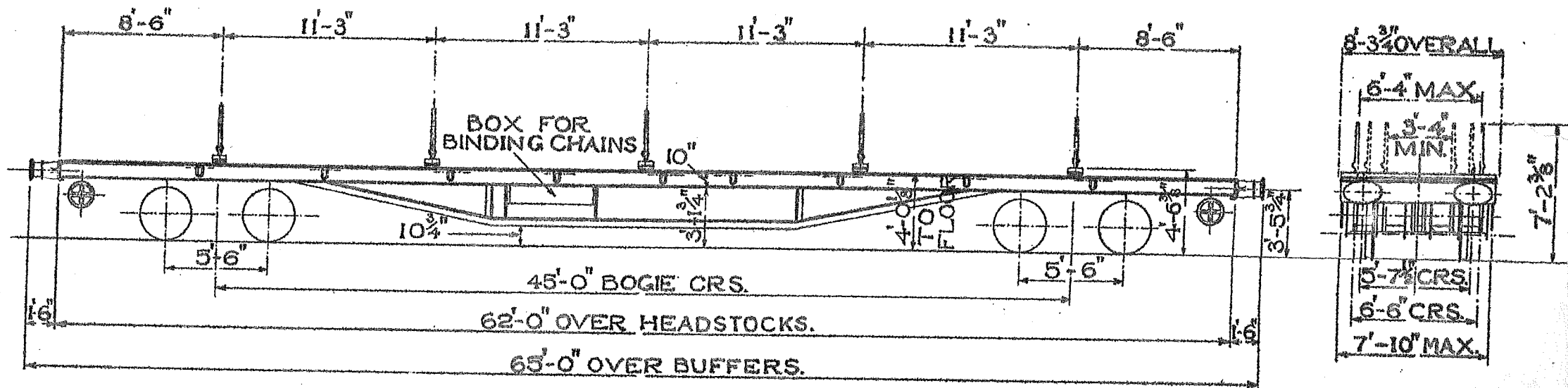
WHEEL DIA. 3'-1 1/2"

50 TON BOGIE RAIL WAGON. B.R.

LETTERED SALMON.

644.

LOTN
2534
2615



TEL. CODE - SALMON. TARE - 26 TONS 0 CWT.
 CARRYING CAPACITY - 50 TONS. MINIMUM CURVE - 1 CHAIN.
 ALL STEEL FLOOR. SCREW HAND BRAKE.
 4 SETS LOOSE BINDING CHAINS & SCREW COUPLINGS.

SIZE OF JOURNALS 10" x 6".
 BUFFER HEADS - 2'-0" x 1'-2". OVAL.
 WHEEL DIA. 2'-9".
 COUPLINGS - 3 LINK.

Per RCH letter June 8th 55
CSR 218.

(485493)

50 TON BOGIE RAIL SLEEPER-BALLAST.

B.R.

645.

LETTERED STURGEON 'A'

NOT TO GO OVER TYNES-TEES - HENNY HILLS
HULL INWARD / AND HILLS

LOTN
2507
2895

LOT NO

~~25009~~

2895 994 090 / 994 200

2937 994 201 / 994 310

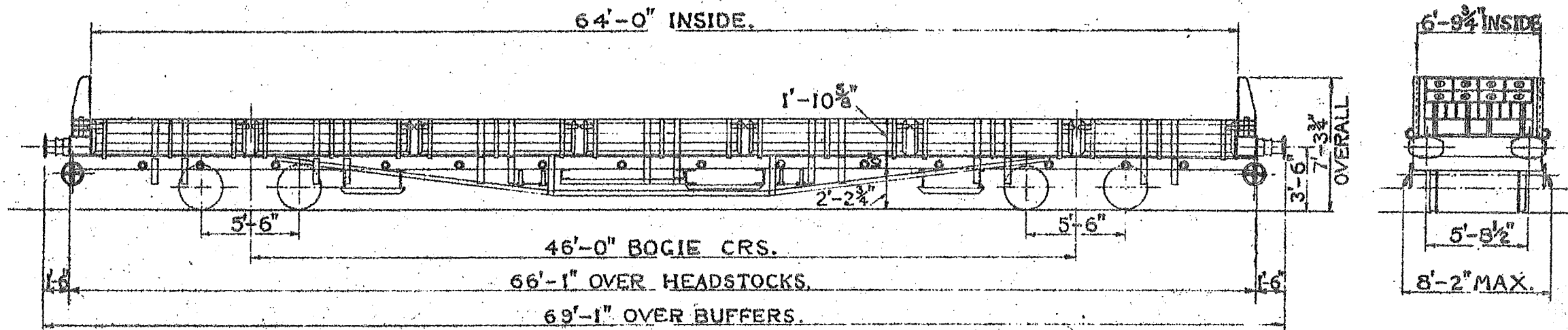
2507 994 717 / 994 858

2614 994 859 / 994 999

(TO DIAGRAM 647)

LOT NO

3047 - 994311 994391.

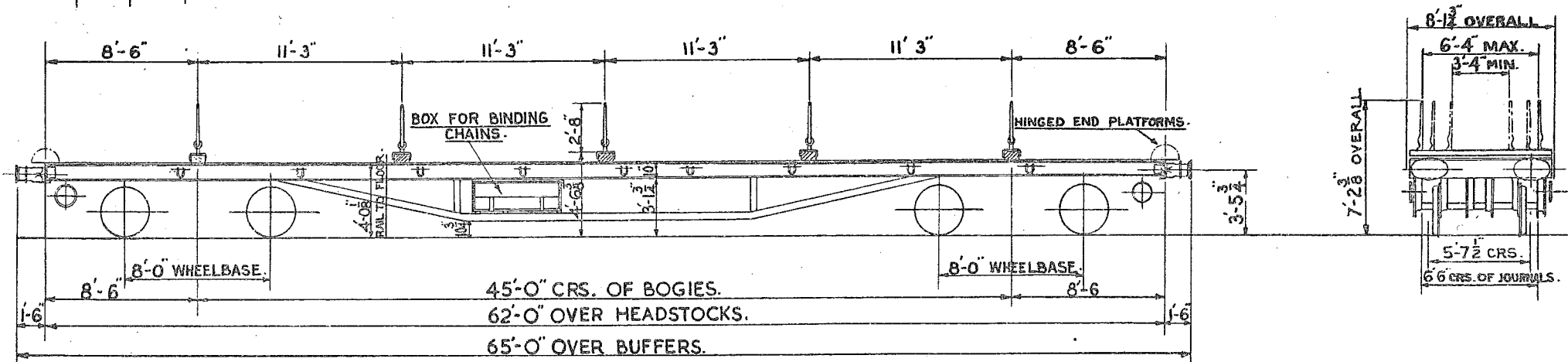


TEL. CODE STURGEON 'A'. TARE-27 TONS 18CWT.
 MIN. CURVE 2 CHAINS. DOORS - 14 SIDE.
 BRAKE - SCREW HAND WHEEL. FLOOR AREA 436 SQ.FT.
 BODY ENDS-STEEL.

DIA. WHEELS 2'-6". JOURNALS-11" x 5 1/2"
 BUFFERS SELF CONTAINED. BUFFER HEADS 1'-10" x 1'-2"
 COUPLINGS 3 LINK. FLOOR STEEL.
 BODY DOORS WOOD. STEEL FRAME.

	LOT Nº	DRG. Nº	
58 VEHICLES	2894	sw/dh. 20738	Nºº DB. 996363 - 996420.
98 VEHICLES	2926	"	Nºº DB. 996421-996518.
79 VEHICLES	3065	"	Nºº DB. 996519-996597.
80 VEHICLES	3067	"	Nºº DB. 996598-996677.

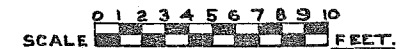
50 TON BOGIE RAIL WAGON. LETTERED SALMON.



TEL. CODE SALMON.
 BRAKE- STD. SLACK ADJUSTER. (SCREW)
 MINIMUM CURVE:- 1 CHAIN.
 4 SETS OF LOOSE BINDING CHAINS & SCREW COUPLINGS.

T. C. Q.
 TARE:- 27-0-0
 BODY:- STEEL.
 FLOOR:- STEEL.

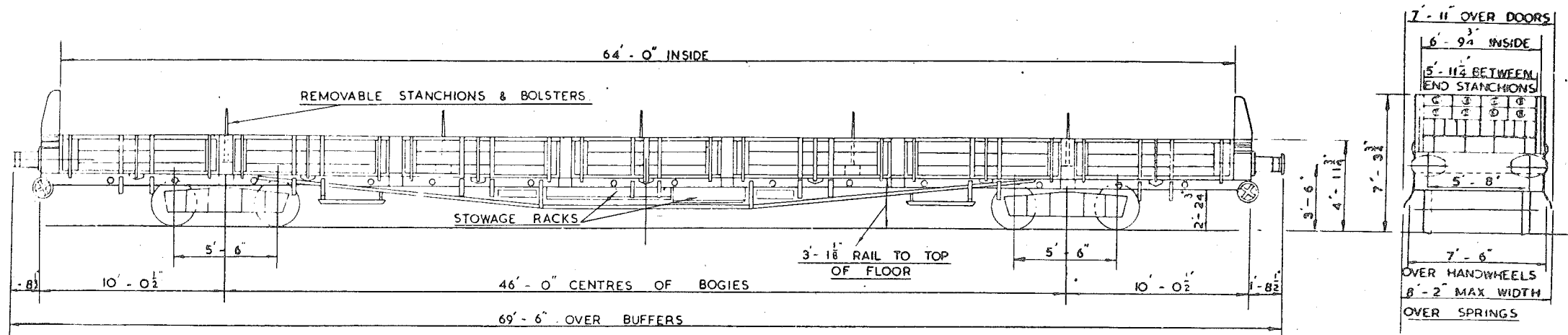
WHEELS:- 2'-8" DIA.
 JOURNALS:- 10"x6"
 BUFFERS:- SELF CONTAINED
 BUFFER HEADS:- 24" x 14" OVAL.
 COUPLINGS:- 3 LINK.



50 TON BOGIE RAIL SLEEPER - BALLAST.

LETTERED STURGEON 'A'

647
NOT TO GO OVER TYNE TEEES
HEALEY MILLS & HULL INWARD YARD HUMPS



TEL. CODE. STURGEON 'A'

MIN. CURVE:- 2 CHAINS

TARE:- 29 TONS (AVE)

BRAKE:- SCREW HAND WHEEL

COUPLINGS:- SCREW

14 SIDE HINGED & REMOVABLE DOORS

VACUUM THROUGH PIPE (EXCEPT LOTS MARKED THUS *)

DIA. OF WHEELS:- 2'-6"

JOURNALS:- 11" X 5 1/2"

BUFFERS:- SELF CONTAINED

BUFFER HEADS:- 1'-10" X 1'-2"

FLOOR:- STEEL

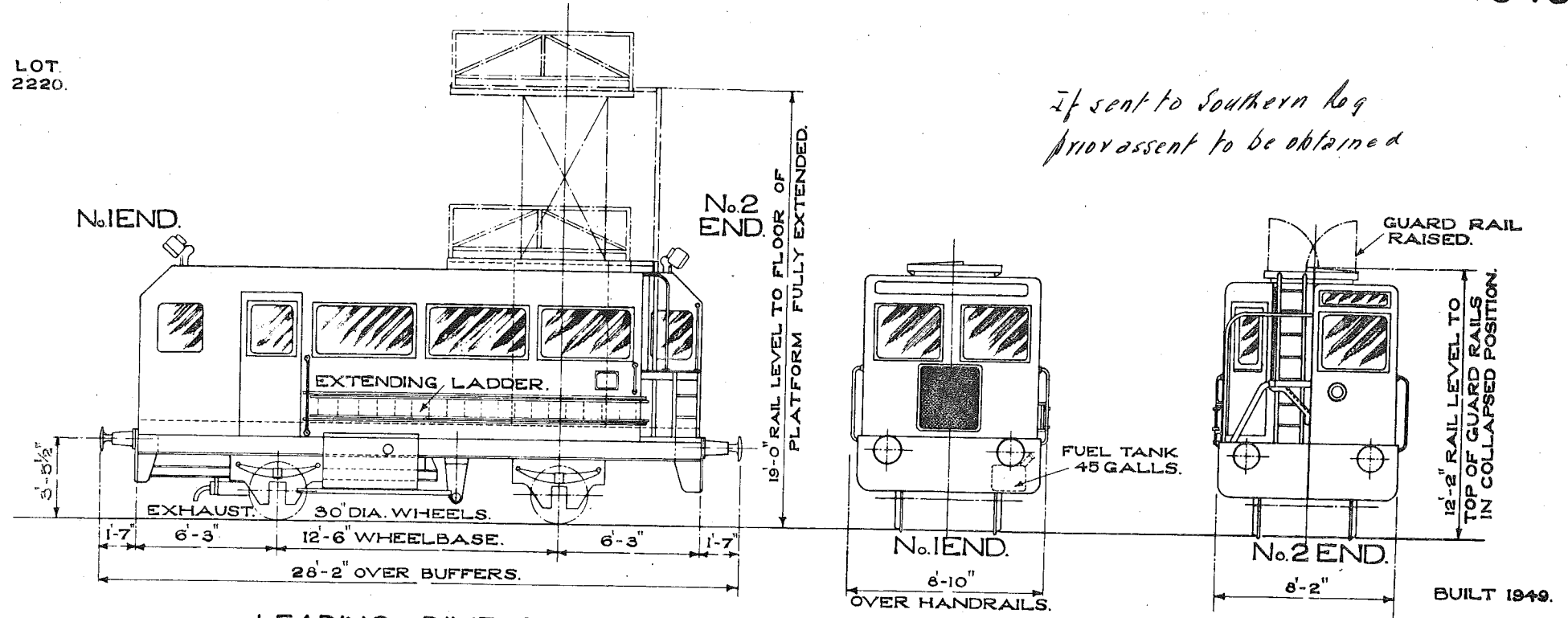
.QTY	LOT NO.	VEH. NO.	BUILT AT
110	2937 *	DB.994201 - 310	CONTRACTOR
81	3047 *	DB.994311 - 391	"
30	3264	DB.994392 - 421.	LANCING.
46	3265	DB.994422 - 467.	"
1	3291	DB.994468	"
4	3342	DB.994469 - 472	"

SCALE 0 2 4 6 8 10 FEET

OVERHEAD LINE MAINTENANCE VEHICLE.

648.

LOT.
2220.



LEADING DIMENSIONS & PARTICULARS.

POWER UNIT—GARDNER TYPE 4 L.W. DIESEL ENGINE—68 B.H.P.
HYDRAULIC COUPLING & WILSON—DREWRY
4 SPEED EPICYCLIC GEAR BOX. FINAL DRIVE
BY BEVEL REVERSE UNIT & SILENT CHAIN.

BRAKES—WESTINGHOUSE STRAIGHT AIR BRAKE WITH SELF
LAPPING DRIVERS BRAKE VALVE.
HAND BRAKE EACH END. (ONE ACCESSIBLE
FROM OUTSIDE).

MINIMUM CURVE—3 CHAINS.

TARE IN WORKING ORDER—16 TONS.

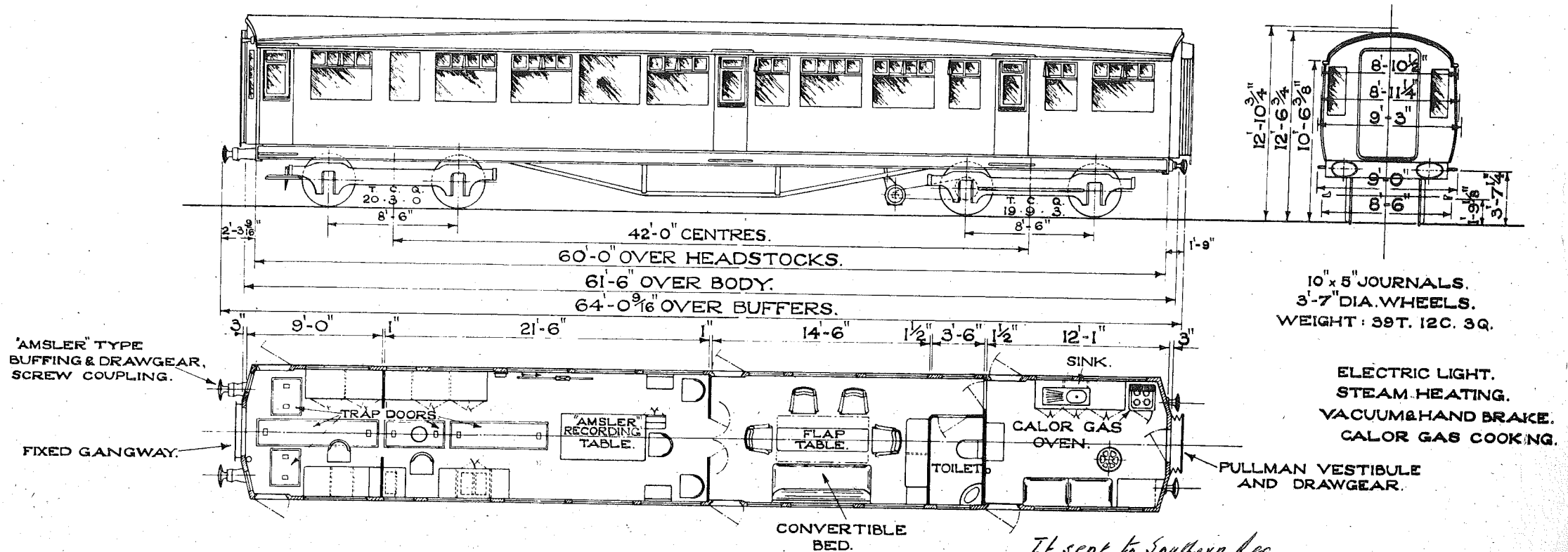
MAXIMUM SPEED—25 M.P.H.
MINIMUM SERVICE SPEED—1½ M.P.H.
EQUIPMENT—TWO STAGE HYDRAULICALLY
OPERATED EXTENDING TOWER, MAXIMUM
PLATFORM FLOOR HEIGHT ABOVE RAIL
LEVEL 19'-0". LOAD 600 LBS. ON ANY 6 SQ. FT.

EQUIPMENT (CONT.)—BENCH
STORES & TOOLS FOR OVERHEAD
LINE EQUIPMENT MAINTENANCE.
60 WATT SWIVELLING SEARCHLIGHT
EACH END, OPERATED FROM INSIDE
VEHICLE. 60 WATT SWIVELLING
SEARCHLIGHT & 2—120 WATT
FLOOD LAMPS ON TOWER.
PORTABLE LADDERS.

DYNAMOMETER CAR.

No. DB 9995 00. (DONCASTER, 1951).

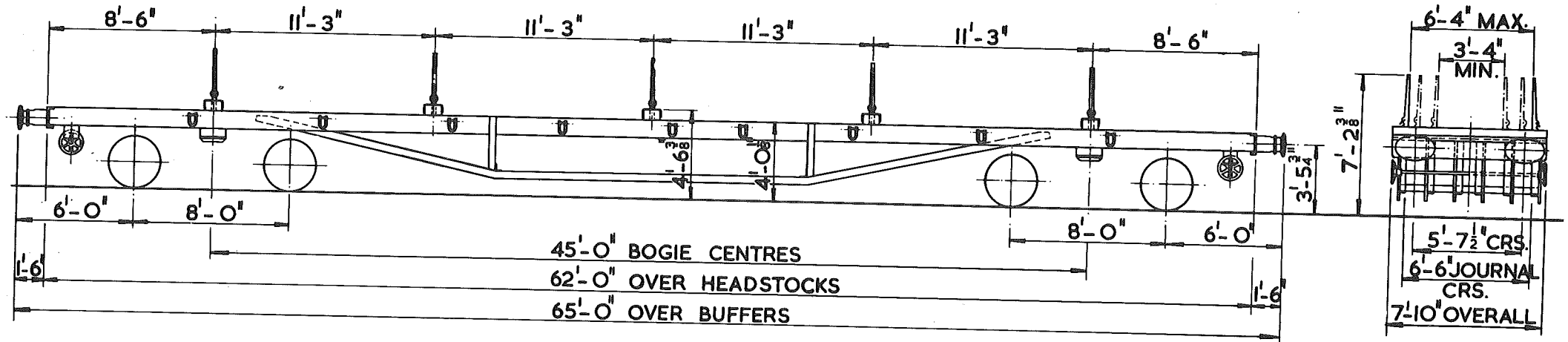
649.



*If sent to Southern Reg.
Prior assent to be obtained*

50TON BOGIE RAIL WAGON

B.R.I. /650



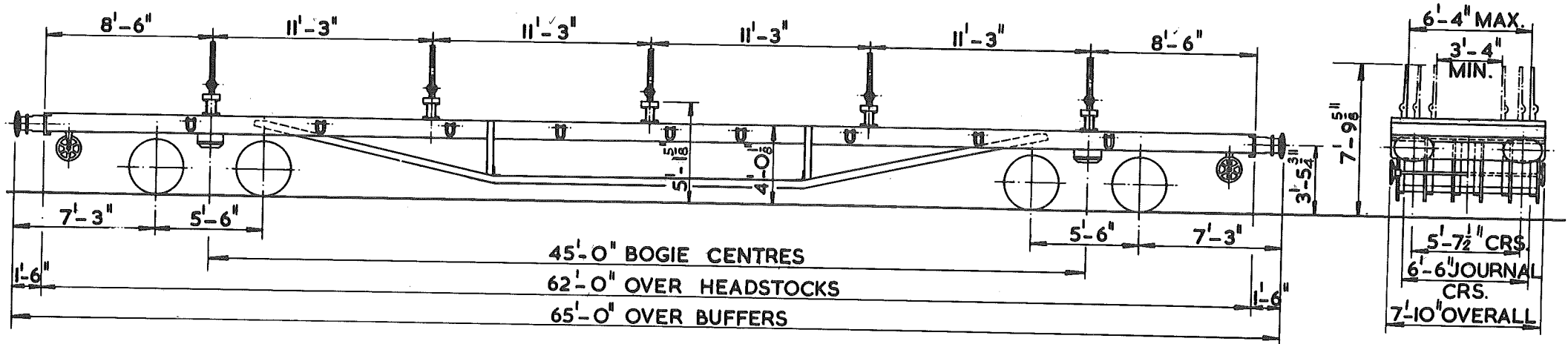
TYPE CODE - SALMON
 TARE - 26 TON TO 28 TON 2CWT.
 CARRYING CAPACITY - 50 TON
 MAXIMUM SPEED - 50 M.P.H. EMPTY, 30 M.P.H. LOADED
 BRAKE - AIR & SCREW HAND BRAKE

SPRINGS - COIL
 WHEELS - 2'-8" DIA.
 JOURNALS - 10" x 6" PLAIN BEARINGS
 BUFFERS - SELF CONTAINED
 BUFFER HEADS - 2'-0" x 1'-2" OVAL
 COUPLINGS - INSTANTER

UNDERFRAME - STEEL
 BOGIE - STEEL
 QTY - 185 EX LOTS 2894, 2926, 3065, 3067

50 TON BOGIE RAIL WAGON

B.R.I./651



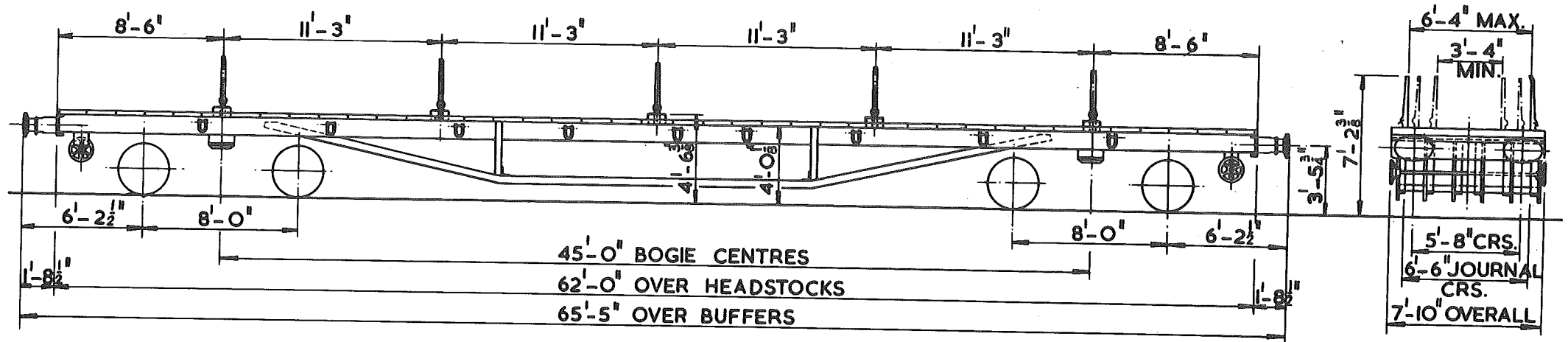
TYPE CODE - SALMON
 TARE - 28 TON 7 CWT.
 CARRYING CAPACITY - 50 TON
 MAXIMUM SPEED - 50 M.P.H. EMPTY, 30 M.P.H. LOADED
 BRAKE - AIR & SCREW HAND BRAKE

SPRINGS - COIL
 WHEELS - 2'-9" DIA.
 JOURNALS - 10" X 6" PLAIN BEARINGS
 BUFFERS - SELF CONTAINED
 BUFFERS HEADS - 2'-0" X 1'-2" OVAL
 COUPLINGS - INSTANTER

UNDERFRAME - STEEL
 BOGIE - STEEL
 QTY - 3 EX LOT 2363
 VEHICLE NUMBERS - DB.996108
 996287, 996300.

50TON BOGIE RAIL WAGON

B.R.I./652



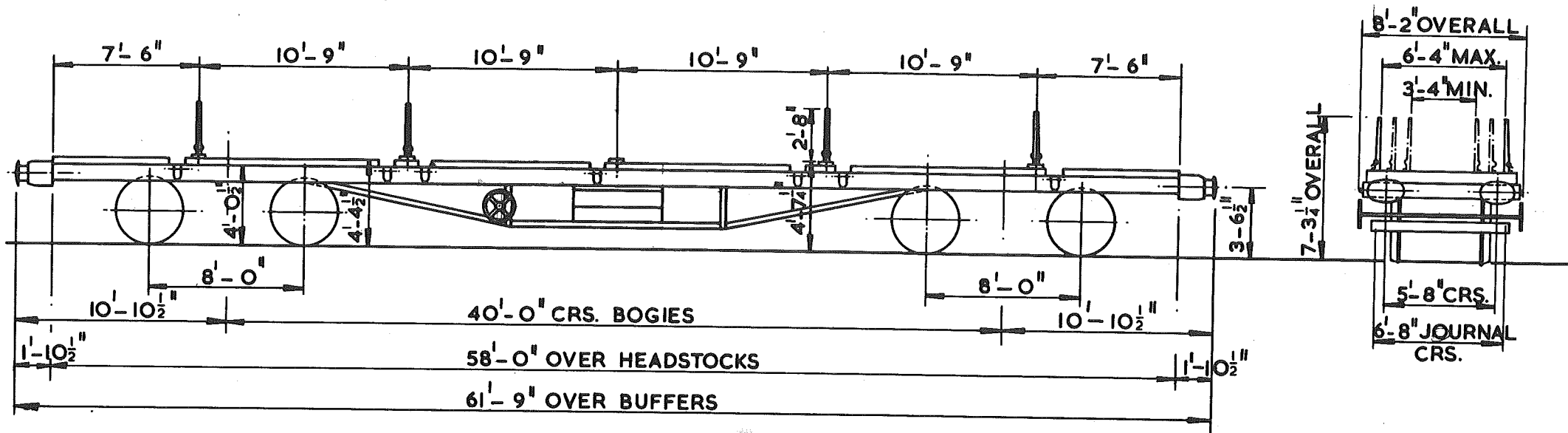
TYPE CODE - SALMON
 TARE - 26 TON 10 CWT.
 CARRYING CAPACITY - 50 TON
 MAXIMUM SPEED - 50 M.P.H. EMPTY, 30 M.P.H. LOADED
 BRAKE - AIR & SCREW HAND BRAKE

SPRINGS - COIL
 WHEELS - 2'-8" DIA.
 JOURNALS - 10" x 6" PLAIN BEARINGS
 BUFFERS - SELF CONTAINED
 BUFFER HEADS - 2'-0" x 1'-2" OVAL
 COUPLINGS - B.R. SCREW

UNDERFRAME - STEEL
 BOGIE - STEEL
 QTY - 1 EX LOT 3284
 VEH. No. DB.996964

**14 TON BOGIE RAIL WAGON (LETTERED MANTA)
 CONVERTED FROM S.R. ELECTRIC COACHING STOCK UNDERFRAME**

DIAGRAM B.R.1/655



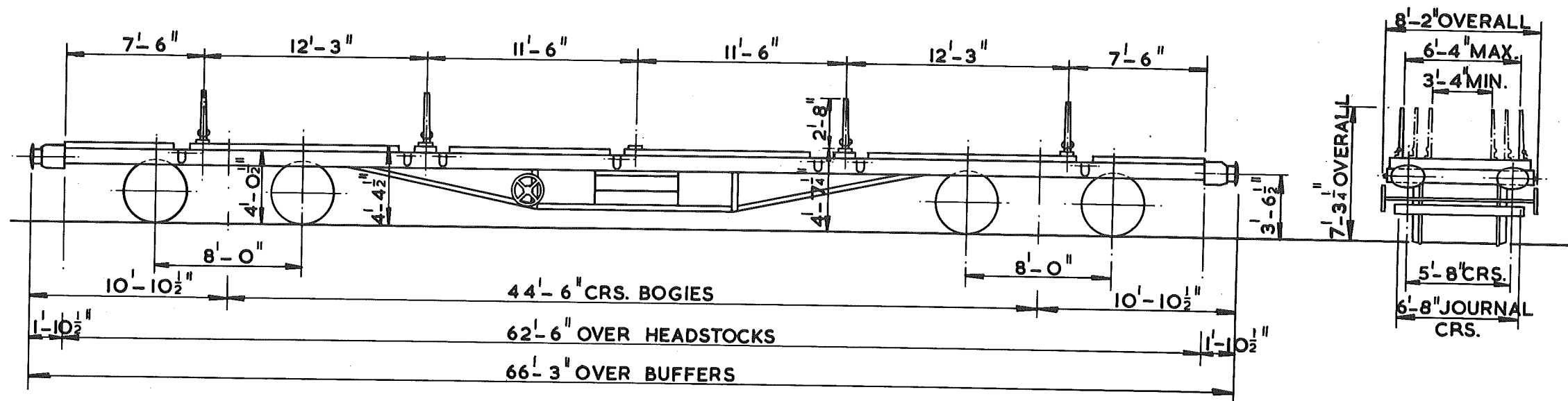
MINIMUM CURVE - 3 1/2 CHAINS
TARE - 25 TON 5 CWT.
**BRAKE - AIR & HAND WHEEL INCORPORATING
 SLACK ADJUSTER**

WHEELS - 3 FT. 6 INS. DIA.
JOURNALS - 9" x 4 1/2"
BUFFERS - SELF CONTAINED
COUPLINGS - CARRIAGE SCREW
UNDERFRAME - STEEL
FLOOR - STEEL

LOT	QTY	VEHICLE NUMBERS
PART 3717	8	DB 975500 TO DB 975507

14 TON BOGIE RAIL WAGON (LETTERED MARLIN)
 CONVERTED FROM S.R. ELECTRIC COACHING STOCK UNDERFRAME

DIAGRAM B.R.1/656



MINIMUM CURVE - 3 1/2 CHAINS
 TARE - 25 TON IICWT.
 BRAKE - AIR & HAND WHEEL INCORPORATING
 SLACK ADJUSTER

WHEELS - 3 FT. 6 INS. DIA.
 JOURNALS - 9" x 4 1/2"
 BUFFERS - SELF CONTAINED
 COUPLINGS - CARRIAGE SCREW
 UNDERFRAME - STEEL
 FLOOR - STEEL

LOT	QTY	VEHICLE NUMBERS
PART 3717	26	DB975508 TO DB 975533