



BRITISH RAILWAYS  
COACHING STOCK

# DIAGRAM BOOK

© COPYRIGHT NOTICE

This PDF file has been created from the original book with permission of BRB (Residuary) Ltd who, including the relevant successor organisation, retains copyright in the original document.

Individuals may: use, retain and print out this PDF version for their private information or for that of their non-commercial enthusiast society or railway club.

This document and any copies produced from it in any form may not be sold or lent for any payment in any form other than to cover copying or transmission costs. No reproduction permitted in any other form or circumstance without prior permission from the original copyright holder.

Contained in this book:

BR.15	FIRST PARLOUR KITCHEN (PULLMAN CAR)
BR.16	FIRST RESTAURANT CAR (KITCHEN)
BR.17	RESTAURANT CAR 1ST CLASS
BR.18	BUFFET CAR
BR.19	BUFFET CAR
BR.20	BUFFET CAR WITH KITCHEN
BR.21	RESTAURANT BUFFET CAR WITH KITCHEN
BR.22	RESTAURANT CAR (EITHER CLASS) WITH KITCHEN
BR.23	RESTAURANT CAR (UNCLASSED) WITH KITCHEN
BR.24	RESTAURANT BUFFET CAR WITH KITCHEN
BR.25	BUFFET CAR WITH KITCHEN
BR.30	GRIDDLE CAR
BR.31	GRIDDLE CAR
BR.36	RESTAURANT CAR FIRST (BR TYPE - H)
BR.56	RESTAURANT CAR THIRD (BR TYPE - K)
BR.60	RESTAURANT CAR SECOND
BR.61	RESTAURANT CAR UNCLASSED - FLUID SEATING
BR.71	OPEN FIRST (BR TYPE - G)
BR.72	OPEN FIRST
BR.73	OPEN FIRST
BR.74	OPEN FIRST (PROTOTYPE)
BR.75	OPEN FIRST (PROTOTYPE)
BR.76	OPEN FIRST (PROTOTYPE)
BR.77	OPEN FIRST (PROTOTYPE)
BR.78	FIRST PARLOUR (PULLMAN CAR)
BR.85	FIRST PARLOUR BRAKE (PULLMAN CAR)
BR.86	OPEN SECOND (MK.IIA.)
BR.87	OPEN SECOND (INTEGRAL DESIGN)
BR.88	OPEN SECOND (INTEGRAL DESIGN)
BR.89	OPEN SECOND
BR.90	OPEN SECOND
BR.92	OPEN THIRD (BR TYPE - J)
BR.93	OPEN THIRD (BR TYPE - J)
BR.94	OPEN THIRD
BR.95	OPEN THIRD (PROTOTYPE)
BR.96	OPEN THIRD (PROTOTYPE)
BR.97	OPEN SECOND WITH SMALL BUFFET

BR.98	OPEN SECOND WITH MINIATURE BUFFET
BR.99	OPEN SECOND WITH MINIATURE BUFFET WITH COMMONWEALTH BOGIES
BR.116	FIRST - CORRIDOR (BR TYPE - A)
BR.117	FIRST CLASS CORRIDOR (PROTOTYPE)
BR.118	FIRST CLASS CORRIDOR (PROTOTYPE)
BR.119	FIRST CLASS CORRIDOR (PROTOTYPE)
BR.120	CORRIDOR FIRST (INTEGRAL DESIGN)
BR.123	CORRIDOR FIRST (MK.IIA)
BR.126	COMPOSITE - CORRIDOR (BR TYPE - B)
BR.127	COMPOSITE - CORRIDOR
BR.128	COMPOSITE - CORRIDOR
BR.146	THIRD CLASS - CORRIDOR (BR TYPE - C)
BR.147	THIRD CLASS - CORRIDOR
BR.148	SECOND CLASS CORRIDOR (PROTOTYPE)
BR.149	SECOND CLASS CORRIDOR (PROTOTYPE)
BR.150	SECOND CLASS - CORRIDOR WITH METRO-SCHLIEREN BOGIES
BR.151	SECOND CLASS CORRIDOR (PROTOTYPE)
BR.161	BRAKE FIRST - CORRIDOR
BR.162	BRAKE FIRST - CORRIDOR (INTEGRAL DESIGN)
BR.163	CORRIDOR BRAKE FIRST (MARK IIA)
BR.171	BRAKE COMPOSITE CORRIDOR (TYPE - D)
BR.172	BRAKE COMPOSITE CORRIDOR
BR.181	BRAKE THIRD - CORRIDOR (BR TYPE - E)
BR.182	BRAKE THIRD - CORRIDOR (BR TYPE - E)
BR.183	OPEN THIRD BRAKE
BR.184	OPEN SECOND BRAKE
BR.185	OPEN SECOND BRAKE (INTEGRAL DESIGN)
BR.200	LADIES IN WAITING SALOON (No M2900)
BR.201	PRINCIPAL DINING SALOON (No M499)
BR.202	EQUERRY AND SECRETARY'S SALOON (No M2901)
BR.311	NON CORRIDOR COMPOSITE (TYPE 5)

BR.312	NON CORRIDOR COMPOSITE (TYPE 6)
BR.313	NON CORRIDOR COMPOSITE (LAV)
BR.326	NON CORRIDOR THIRD (TYPE 1)
BR.327	NON CORRIDOR THIRD
BR.328	NON CORRIDOR SECOND
BR.329	NON CORRIDOR OPEN THIRD
BR.330	NON CORRIDOR OPEN THIRD
BR.371	NON CORRIDOR BRAKE THIRD (TYPE 2)
BR.372	NON CORRIDOR BRAKE THIRD
BR.700	KITCHEN CAR (BR.TYPE - M)
BR.701	KITCHEN CAR (ANTHRACITE-ELECTRIC COOKING)
BR.702	KITCHEN CAR (PROPANE GAS COOKING)
BR.711	BRAKE VAN - CORRIDOR
BR.720	POST OFFICE SORTING VAN (WITH NET APPARATUS)
BR.721	POST OFFICE SORTING VAN (WITHOUT NET APPARATUS)
BR.722	POST OFFICE STOWAGE VAN (WITH NET APPARATUS)
BR.723	POST OFFICE STOWAGE VAN (WITHOUT NET APPARATUS) BRAKE VAN
BR.724	HIGH SECURITY TRAVELLING POST OFFICE
BR.725	HIGH SECURITY TRAVELLING POST OFFICE
BR.751	HORSE BOX
BR.800	12 TON INSULATED FISH VAN
BR.805	28'6" FRUIT VAN
BR.810	NON GANGWAYED UTILITY VAN
BR.811	NON GANGWAYED UTILITY VAN
BR.815	4 WHEELED GENERAL UTILITY VAN (PROTOTYPE)
BR.816	4 WHEELED COVERED CARRIAGE TRUCK
BR.817	BOGIE COVERED CARRIAGE TRUCK
BR.820	TWO TIER COVERED CAR TRANSPORTER
BR.821	4x8TON ARTICULATED CAR TRANSPORTER
BR.822	4x8TON ARTICULATED CAR TRANSPORTER (VEHICLE DATA)
BR.880	GANGWAYED MOTOR BRAKE SECOND

# INDEX OF LOT NUMBERS

PAGE 3.

LOT No.	INDEX SHEET	DIAGRAM PAGE	LOT No.	INDEX SHEET	DIAGRAM PAGE	LOT No.	INDEX SHEET	DIAGRAM PAGE	LOT No.	INDEX SHEET	DIAGRAM PAGE	LOT No.	INDEX SHEET	DIAGRAM PAGE	LOT No.	INDEX SHEET	DIAGRAM PAGE
30249	232	618	30268	232	616	30287	230	645	30316	152	441	30335	234	587	30354	203	530
30250	205	622	30269	205	623	30288	235	606	30317	20	126	30336	206	561	30355	18	117
30251	209	626	30270	235	523	30289	230	607	30318	1	1	30337	230	628	30356	22	148
30252	235	523	30271	232	621	30290	235	556	30319	165	400	30338	235	522	30357	18	118
30253	232	620	30272	230	630	30291	232	558	30320	152	441	30339	235	522	30358	22	149
30254	235	523	30273	205	623	30292	203	582	30321	235	633	30340	230	629	30359	13	77
30255	232	620	30274	209	627	30293	235	556	30322	230	511	30341	235	632	30360	15	96
30256	232	620	30275	235	523	30294	232	558	30323	401	711	30342	230	641	30361	13	76
30257	205	623	30276	232	621	30295	203	582	30324	235	633	30343	433	811	30362	15	95
30258	209	627	30277	203	624	30296	235	556	30325	230 232	509 510	30344	431	800	30363	266	553
30259	235	523	30278	235	536	30297	230	585	30326	168	403	30345	432	805	30364	263	554
30260	230	630	30279	230	537	30298	232	559 580	30327	154	470	30346	10	20	30365	260	555
30261	235	523	30280	235	525	30299	205	583	30328	163	410	30347	9	21	30368	131	406
30262	230	630	30281	230	526	30300	209	584	30329	321	650	30348	7	22	30369	130	442
30263	232	619	30282	235	525	30301	232	559 580	30330	302	660	30349	22	146	30370	18	119
30264	205	622	30283	230	526	30302	205	583	30331	304	670	30350	22	146	30371	22	151
30265	209	626	30284	235	525	30303	209	584	30332	342	652	30351	20	126	30372	13	74
30266	235	523	30285	230	526	30314	165	400	30333	340	680	30352	235	528	30373	13	75
30267	232	621	30286	235	635	30315	158	420	30334	233	586	30353	232	529	30374	22	146

# INDEX OF LOT NUMBERS

PAGE 4.

LOT No.	INDEX SHEET	DIAGRAM PAGE	LOT No.	INDEX SHEET	DIAGRAM PAGE	LOT No.	INDEX SHEET	DIAGRAM PAGE	LOT No.	INDEX SHEET	DIAGRAM PAGE	LOT No.	INDEX SHEET	DIAGRAM PAGE	LOT No.	INDEX SHEET	DIAGRAM PAGE
30375	15	93	30395	321	651	30415	200	570	30435	156	433	30454	104	402	30473	15	94
30376	15	94	30396	302	661	30416	202	571	30436	160	432	30455	102	460	30474	26	171
30377	1	1	30397	304	671	30417	433	811	30437	150	455	30456	100	450	30475	20	126
30379	3	10	30398	342	652	30418	273	531	30438	164	405	30457	103	425	30476	7	23
30380	266	514	30399	340	680	30419	266	539	30439	156	433	30458	169	498	30477	165	407
30381	18	116	30400	401	711	30420	262	538	30440	160	432	30459	236	516	30478	152	443
30382	25	161	30401	7	23	30421	234	540	30441	150	455	30460	236	543	30479	272	614
30383	432	805	30402	433	811	30422	233	541	30442	431	800	30461	232	609	30480	272	613
30384	431	800	30404	235	557	30423	206	542	30443	29	183	30462	265	596	30481	272	612
30385	261	600	30405	230	581	30424	26	172	30444	236	536	30463	261	597	30482	272	611
30386	27	181	30406	235	543	30425	26	171	30445	230	537	30464	266	595	30483	272	610
30387	266	515	30407	235	543	30426	22	146	30446	266	553	30465	236	543	30484	401	711
30388	165	400	30408	232	544	30427	27	181	30447	263	554	30466	230	640	30485	17	97
30389	152	441	30409	230	640	30428	164	408	30448	260	555	30467	236	523	30486	404	720
30390	158	420	30410	230	640	30429	160	434	30449	104	402	30468	230	630	30487	404	271
30391	321	651	30411	205	547	30430	162	411	30450	102	460	30469	236	532	30488	403	722
30392	302	661	30412	209	546	30431	150	456	30451	100	450	30470	230	533	30489	403	723
30393	301	678	30413	208	551	30432	18	116	30452	165	400	30471	20	126	30490	1	1
30394	304	671	30414	235	608	30434	164	405	30453	152	441	30472	13	73	30491	3	10

# INDEX OF LOT NUMBERS

PAGE 5.

LOT No.	INDEX SHEET	DIAGRAM PAGE	LOT No.	INDEX SHEET	DIAGRAM PAGE	LOT No.	INDEX SHEET	DIAGRAM PAGE	LOT No.	INDEX SHEET	DIAGRAM PAGE	LOT No.	INDEX SHEET	DIAGRAM PAGE	LOT No.	INDEX SHEET	DIAGRAM PAGE
30492	2	5	30514	10	25	30533	236	602	30552	273	644	30571	170	413	30590	1	1
30493	205	545	30515	234	636	30534	232	603	30553	320	653	30572	160	436	30591	2	5
30494	22	150	30516	233	637	30535	236	604	30554	321	654	30573	27	181	30592	234	564
30498	236	634	30517	205	572	30536	232	605	30555	304	673	30574	26	171	30593	232	563
30499	230	646	30518	266	512	30537	201	560	30556	303	662	30575	7	23	30594	205	648
30500	236	523	30519	262	513	30538	2	5	30557	303	663	30576	13	73	30595	268	598
30501	232	621	30520	17	99	30539	400	702	30558	300	664	30577	20	126	30596	264	590
30502	203	624	30521	268	588	30540	342	652	30559	234	587	30578	18	116	30597	260	599
30503	236	548	30522	261	589	30541	340	680	30560	233	586	30579	160	439	30598	268	598
30504	230	549	30523	264	590	30542	341	672	30561	206	561	30580	170	416	30599	264	590
30505	236	548	30524	400	701	30543	266	534	30562	434	816	30581	160	439	30600	260	599
30506	15	89	30525	15	89	30544	260	601	30563	434	816	30582	165	414	30601	236	634
30507	17	98	30526	6	60	30545	263	535	30564	434	816	30583	155	480	30602	230	646
30508	236	615	30527	8	24	30546	266	534	30565	433	811	30584	158	420	30603	232	577
30509	232	617	30528	1	1	30547	260	601	30566	160	438	30585	400	702	30604	212	579
30510	205	623	30529	3	10	30548	263	535	30567	164	405	30586	3	10	30605	205	573
30511	5	17	30530	268	598	30549	434	816	30568	150	455	30587	236	523	30606	201	562
30512	8	24	30531	264	590	30550	18	120	30569	156	437	30588	232	621	30607	170	409
30513	7	23	30532	260	599	30551	211	643	30570	160	436	30589	203	624	30608	162	412

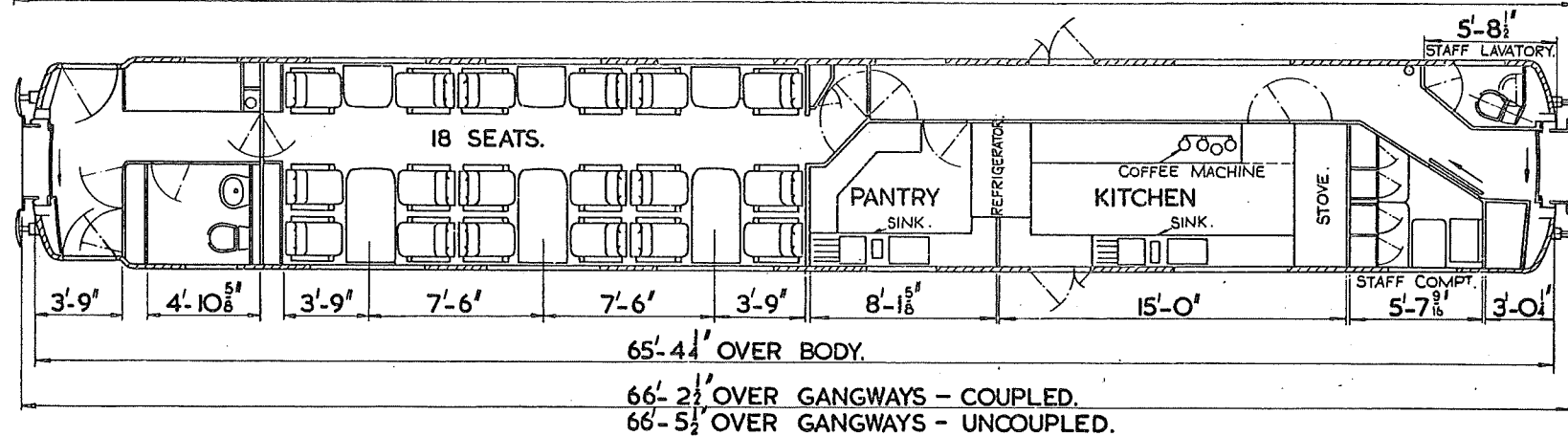
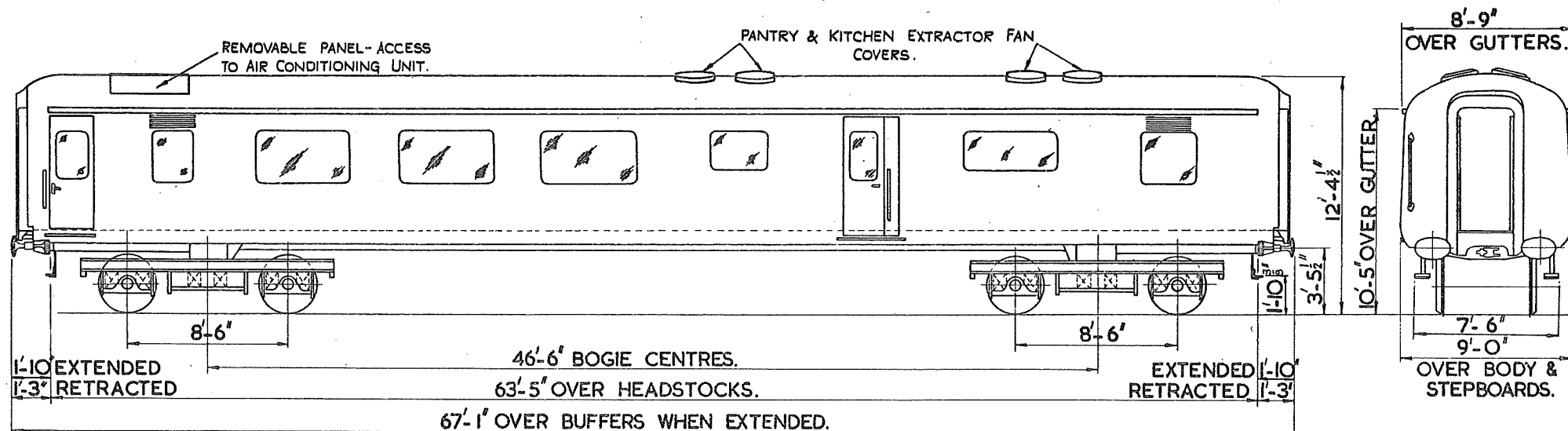
# INDEX OF LOT NUMBERS

PAGE 6

LOT No.	INDEX SHEET	DIAGRAM PAGE	LOT No.	INDEX SHEET	DIAGRAM PAGE	LOT No.	INDEX SHEET	DIAGRAM PAGE	LOT No.	INDEX SHEET	DIAGRAM PAGE	LOT No.	INDEX SHEET	DIAGRAM PAGE	LOT No.	INDEX SHEET	DIAGRAM PAGE
30609	150	457	30628	8	24	30647	11	61	30666	20	128	30685	22	146	30704	213	574
30610	160	435	30629	160	439	30648	13	73	30667	18	116	30686	23	147	30705	202	567
30611	236	639	30630	170	416	30649	2	5	30668	25	161	30687	1	1	30706	205	568
30612	232	649	30631	160	439	30650	1	1	30669	26	171	30688	2	5	30707	206	569
30613	205	647	30632	7	23	30651	434	816	30670	17	99	30689	3	10	30708	104	402
30614	434	816	30633	5	17	30652	160	444	30671	342	656	30690	15	89	30709	100	450
30615	206	625	30634	400	702	30653	164	417	30672	341	672	30691	234	564	30710	102	460
30616	433	811	30635	10	25	30654	171	451	30673	340	680	30692	232	563	30711	165	400
30617	165	400	30636	8	24	30655	156	445	30674	436	817	30693	205	648	30712	152	441
30618	152	441	30637	12	30	30656	160	444	30675	109	448	30694	160	436	30713	165	414
30619	104	402	30638	104	402	30657	164	417	30676	107	418	30695	170	415	30714	155	480
30620	102	460	30639	100	450	30658	171	451	30677	108	471	30696	160	436	30715	401	711
30621	100	450	30640	102	460	30659	156	445	30678	109	448	30697	13	73	30716	401	711
30622	103	425	30641	165	400	30660	232	638	30679	109	448	30698	29	184	30717	13	73
30623	169	498	30642	170	409	30661	404	720	30680	107	418	30699	27	181	30718	25	161
30624	10	25	30643	162	412	30662	404	720	30681	110	426	30700	27	182	30719	23	146
30625	345	655	30644	150	457	30663	404	720	30682	113	447	30701	172	497	30720	23	147
30626	343	667	30645	160	435	30664	435	820	30683	111	446	30702	17	99	30721	27	181
30627	344	681	30646	15	89	30665	20	126	30684	112	421	30703	210	566	30722	1	1

# FIRST PARLOUR KITCHEN. (PULLMAN CAR)

B.R. 15



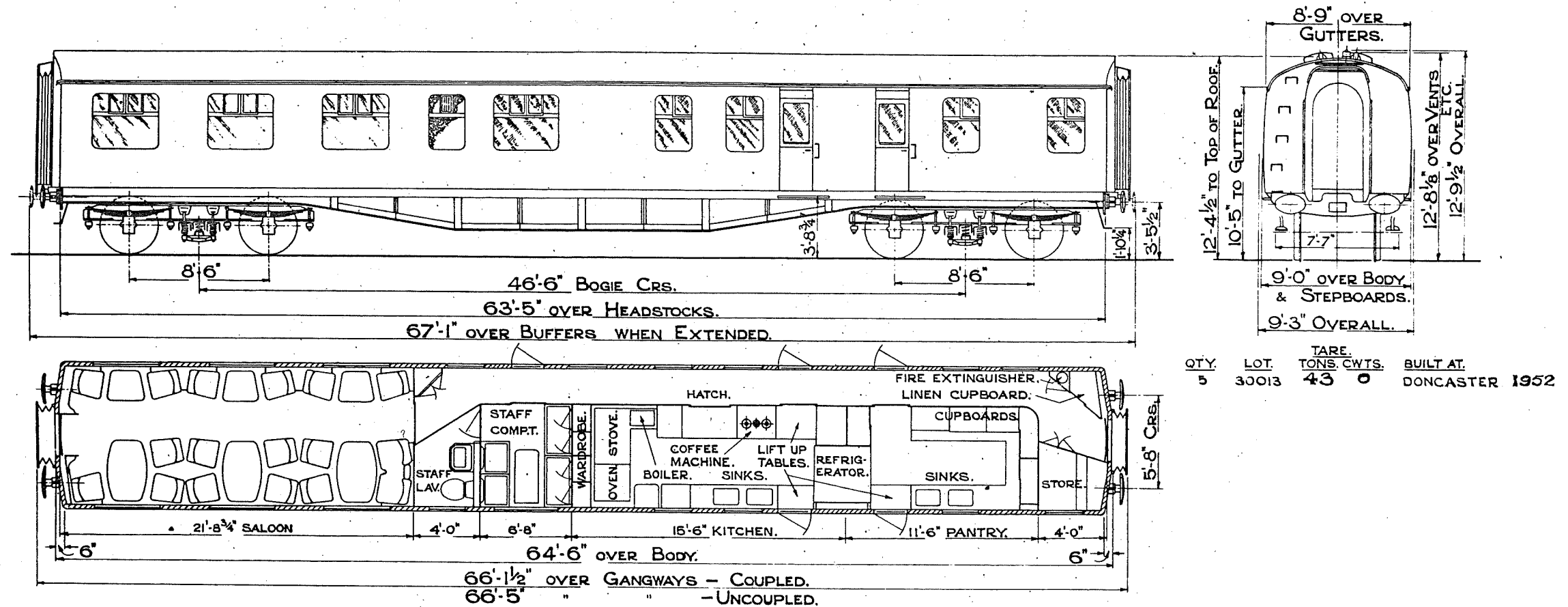
		TARE		BUILT AT
QTY.	LOT	TONS	CWTS.	
8	30755	40	1	DERBY 1965.

DOUBLE GLAZED THROUGHOUT. - FIRST 18 SEATS.  
 1 PANTRY - 1 KITCHEN - 1 STAFF COMPT. - 1 STAFF LAVATORY - 1 PASS. LAVATORY.



# FIRST RESTAURANT CAR (KITCHEN).

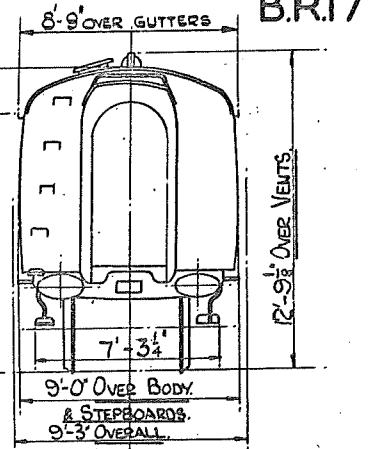
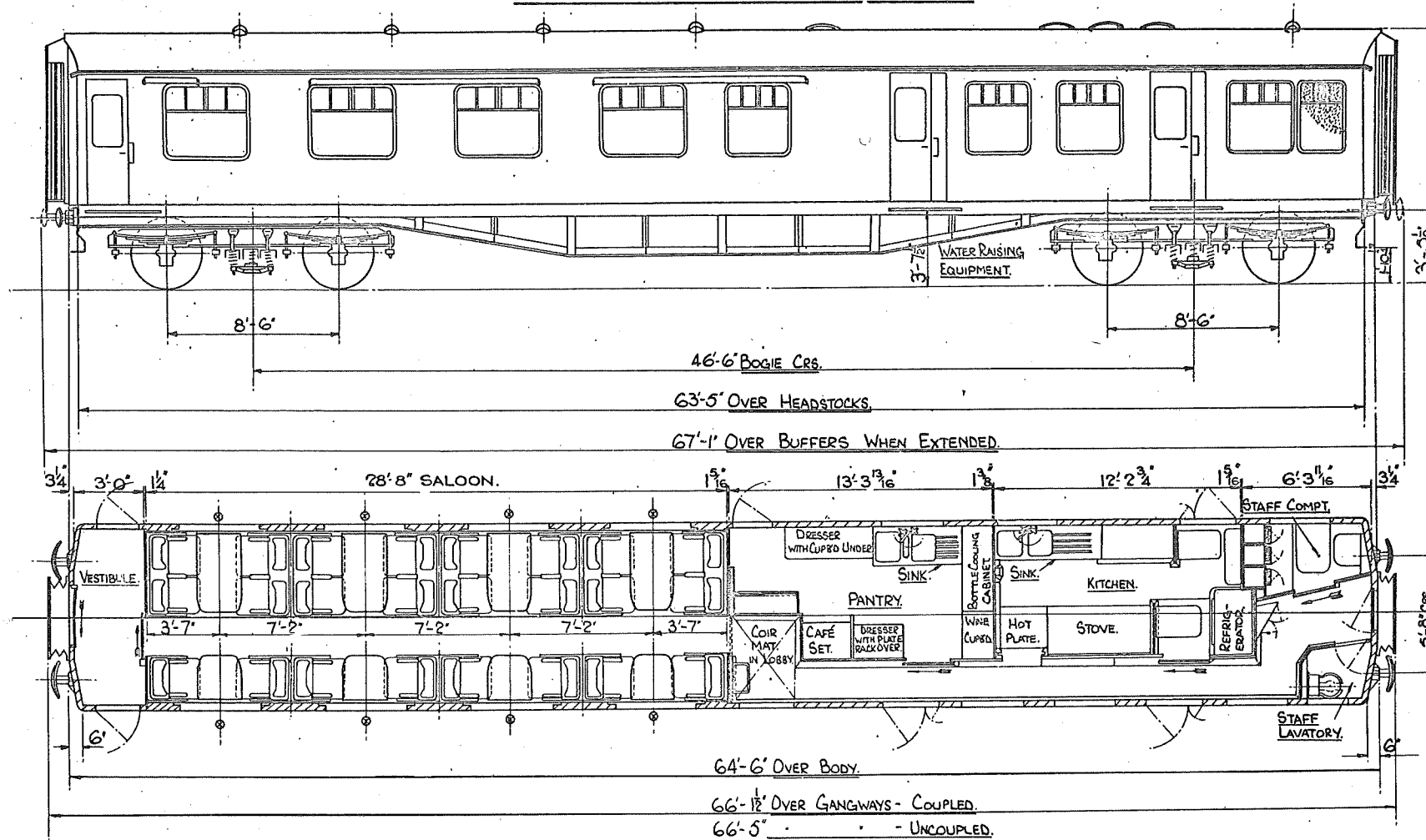
B.R.16



- 1 FIRST 17 SEATS
- 1 KITCHEN. 1 PANTRY. 1 STORE.
- 1 STAFF COMPT.. 1 STAFF LAVATORY.

SCALE 0 2 4 6 8 10 FEET.

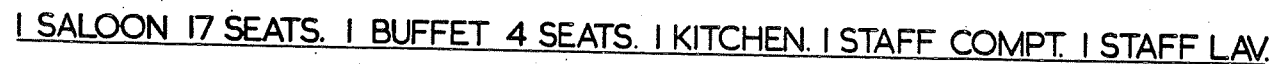
# RESTAURANT CAR 1<sup>ST</sup> CLASS.



TARE				
QTY.	LOT	TONS.	CWTS.	BUILT AT.
4	30511			B'HAM. CARR. CO

⊙ DENOTES DOUBLE GLAZED WINDOWS.

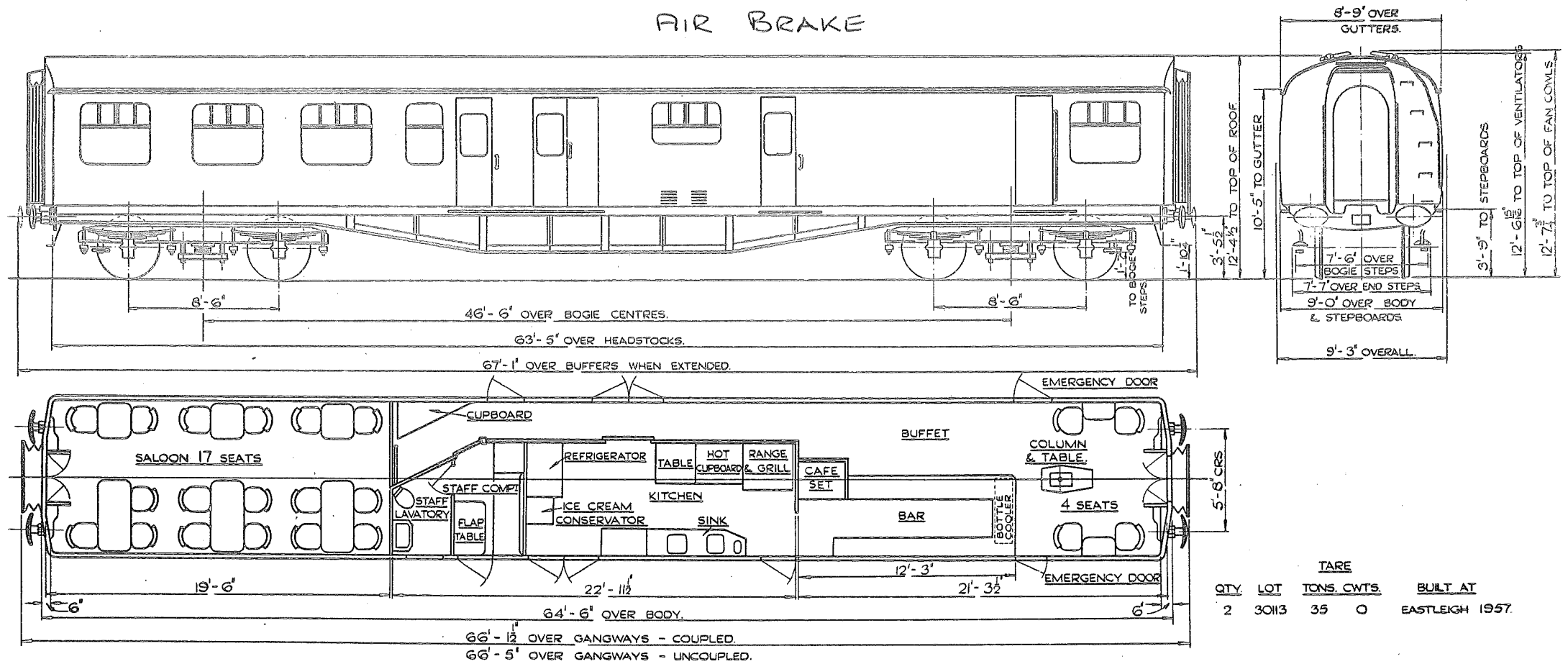
1 SALOON, 1 KITCHEN, 1 STAFF COMPT, 24 SEATS, 1 PANTRY, 1 STAFF LAVATORY, 1 END VESTIBULE.



This PDF copy by J.D. Faulkner, 2020 (visit <http://www.barrowmoremrg.co.uk>)

BUFFET CAR.

AIR BRAKE



1 SALOON 17 SEATS.

1 BUFFET 4 SEATS.

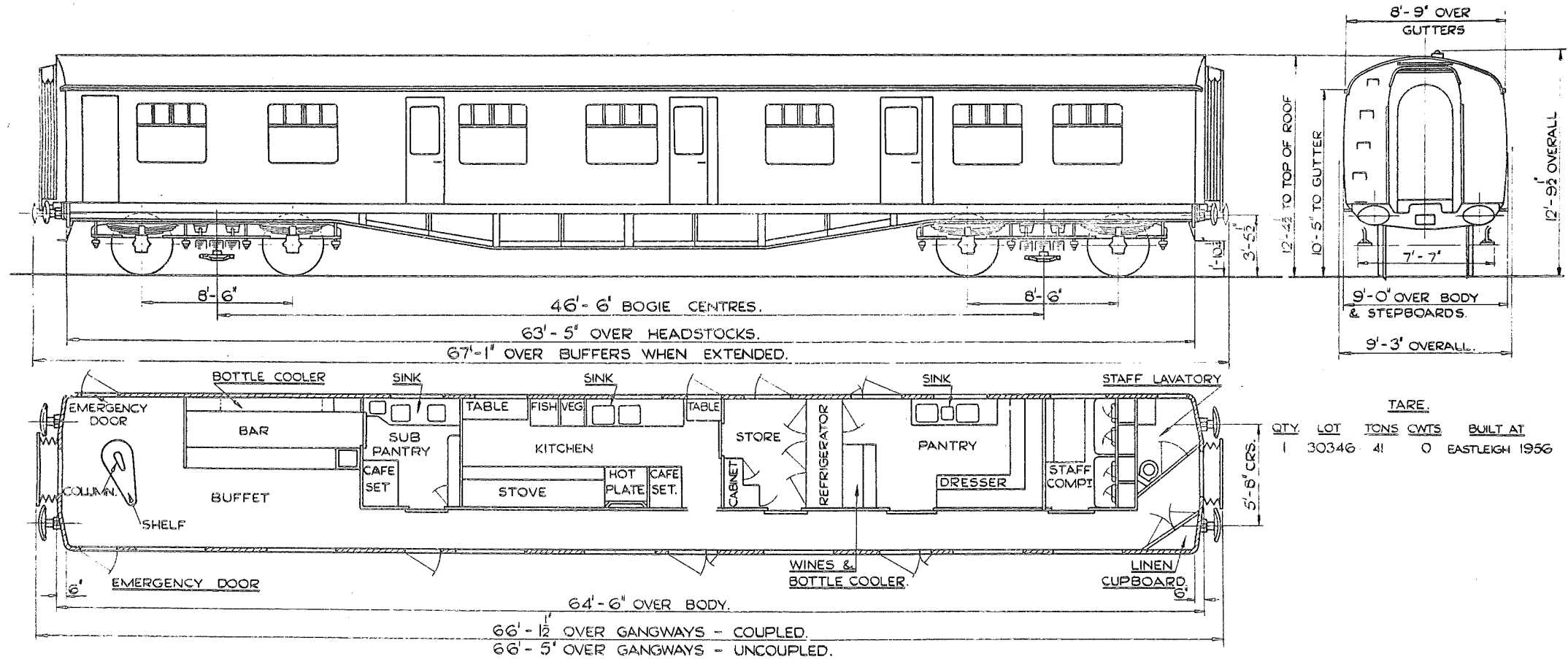
1 KITCHEN. 1 STAFF COMPT. 1 STAFF LAV.

QTY.	LOT	TARE	TONS.	CWTs	BUILT AT
2	30113	35	0		EASTLEIGH 1957.

SCALE 0 2 4 6 8 10 FEET.

# BUFFET CAR WITH KITCHEN

B.R.20.

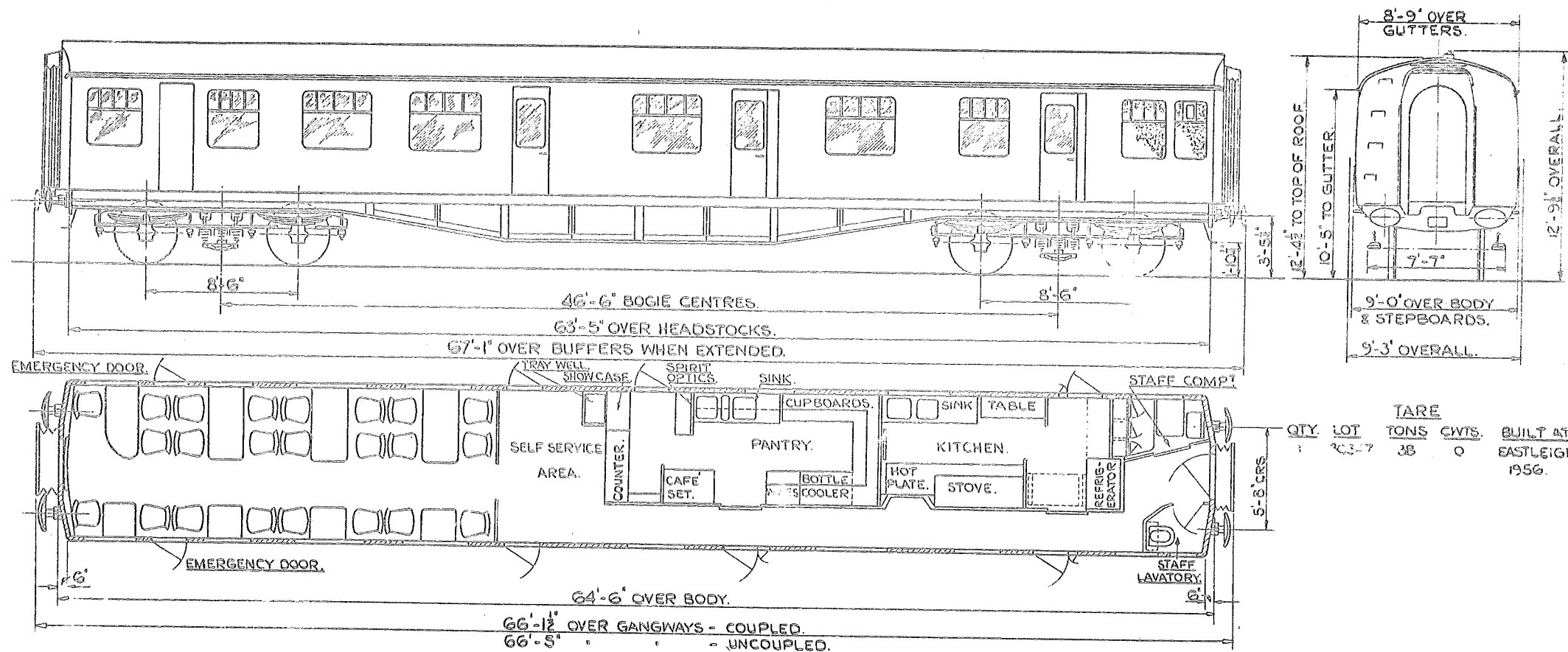


TARE.				
QTY.	LOT	TONS	CWTS	BUILT AT
1	30346	41	0	EASTLEIGH 1956

- 1 BUFFET.
- 1 KITCHEN, 1 PANTRY, 1 SUB PANTRY.
- 1 STAFF COMPT. 1 STAFF LAVATORY.

# RESTAURANT BUFFET CAR WITH KITCHEN.

B.R. 21.



- 1 SALOON. 23 SEATS.
- 1 KITCHEN. 1 PANTRY.
- 1 STAFF COMP. 1 STAFF LAVATORY.

QTY.	LOT	TARE		BUILT AT
		TONS	CWTS.	
1	2017	38	0	EASTLEIGH 1956.

SCALE 0 2 4 6 8 10 FEET.

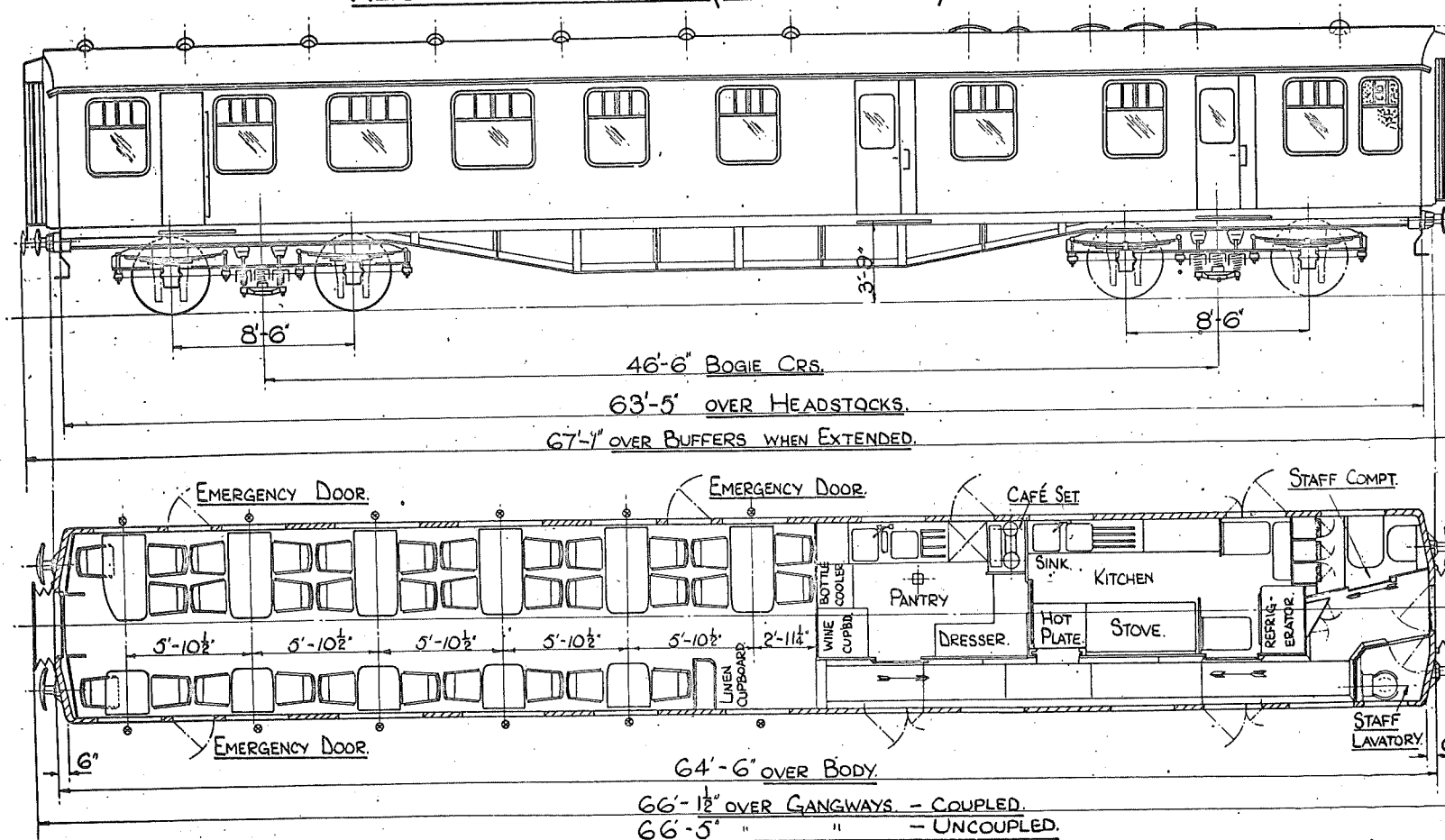
## 8

80



SCALE 0 2 4 6 8 10 FEET

# RESTAURANT CAR (UNCLASSED) WITH KITCHEN.



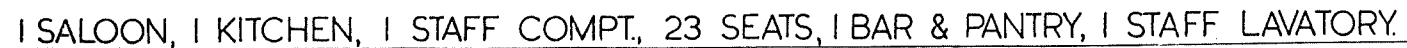
QTY	LOT	TARE TONS.	CWTS.	BUILT AT.
SINGLE GLAZED.	12	30401	38	SWINDON
SINGLE GLAZED.	12	30476	38	SWINDON
	19	30513	38	7 B'HAM CARR. C'
	15	30575		SWINDON
	33	30632		SWINDON

\* WITH COMMONWEALTH BOGIES

\* DENOTES DOUBLE GLAZED WINDOWS.

1 SALOON, 1 KITCHEN, 1 STAFF COMPT., 33 SEATS, 1 PANTRY, 1 STAFF. LAVATORY.





⊗ DENOTES DOUBLE GLAZED WINDOWS.



# 

## 

### 

#### 

##### 

###### 

###### 

###### 

###### 

###### 

###### 

###### 

###### 

###### 

###### 

###### 

###### 

###### 

###### 

###### 

###### 

###### 

###### 

###### 

###### 

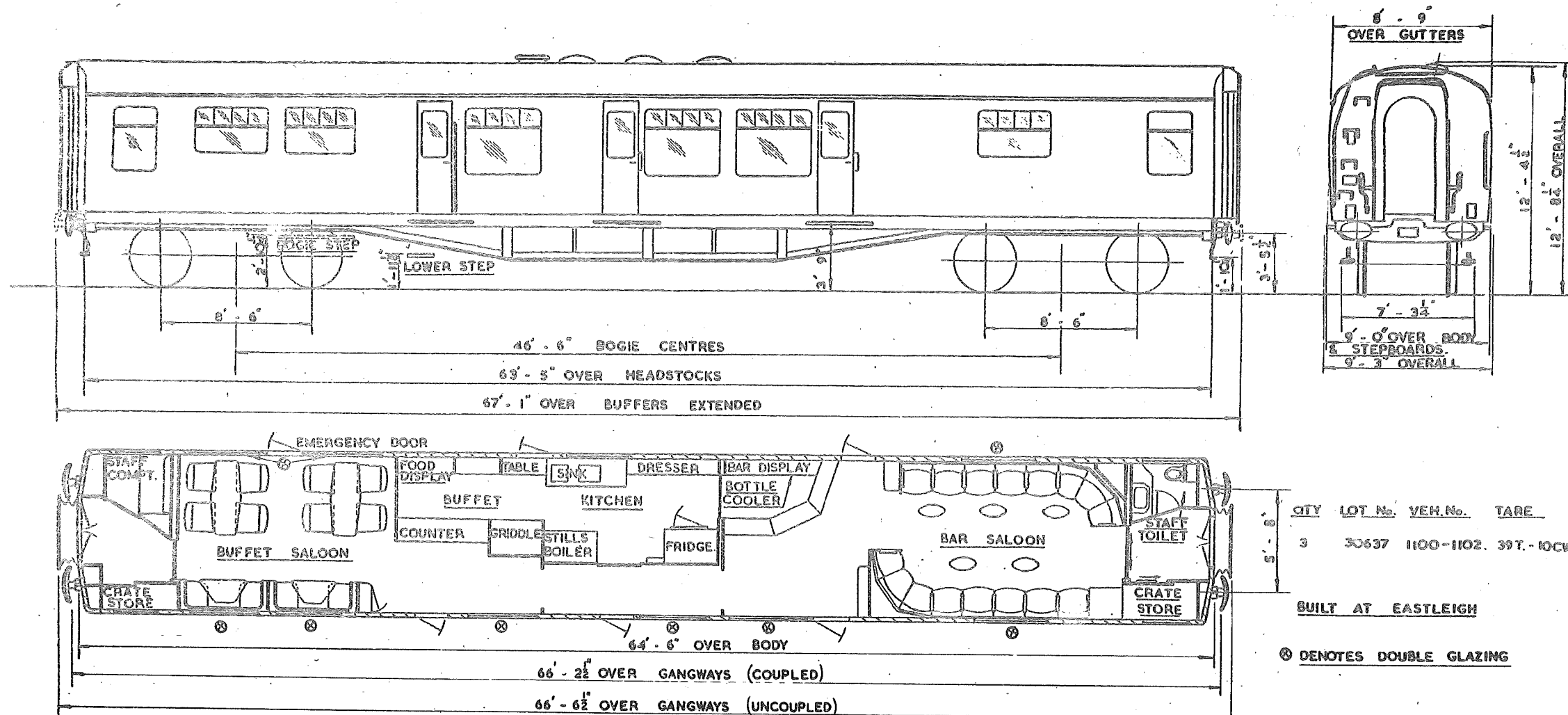
###### 

###### 

###### 

######

# GRIDDLE CAR



QTY	LOT No.	VEH.No.	TARE
3	30637	1100-1102.	39T.-10CWT

BUILT AT EASTLEIGH

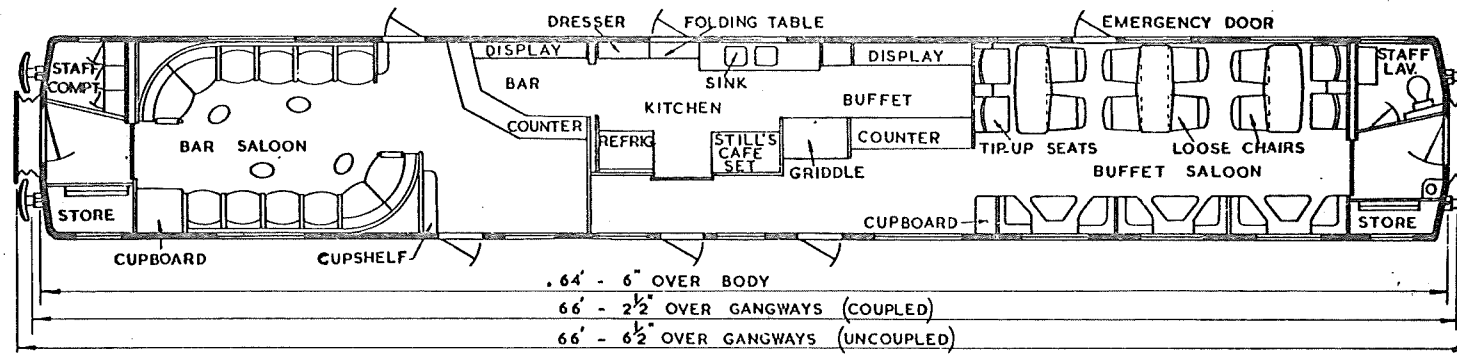
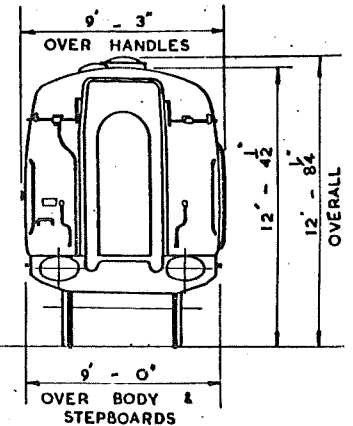
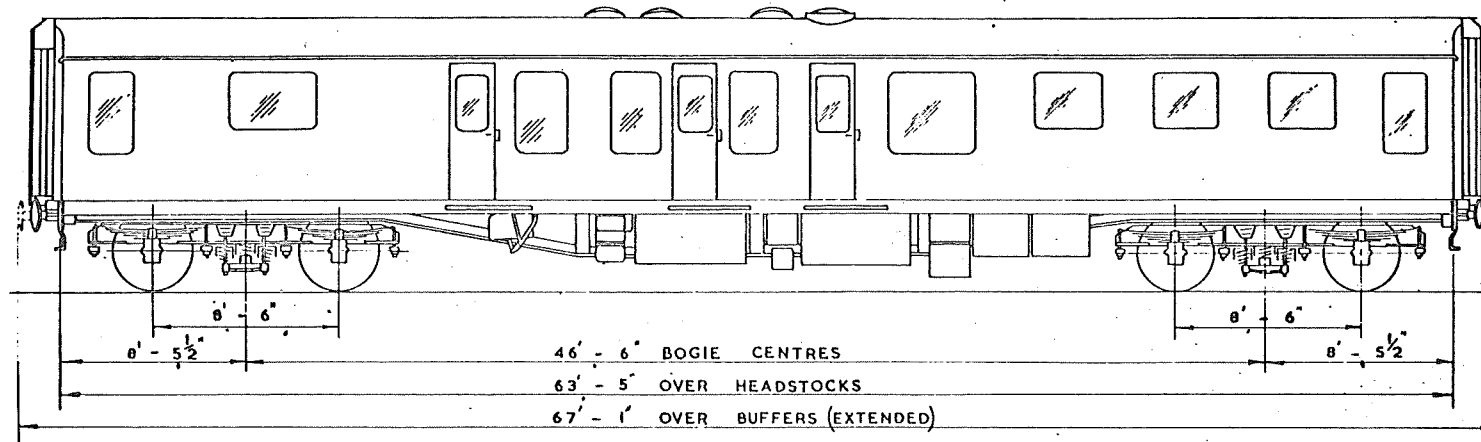
⊗ DENOTES DOUBLE GLAZING



1 BUFFET SALOON 12 SEATS. 1 BAR SALOON 14 SEATS. 1 KITCHEN.  
1 STAFF COMPT. 1 STAFF LAV.

# GRIDDLE CAR

BR. 31

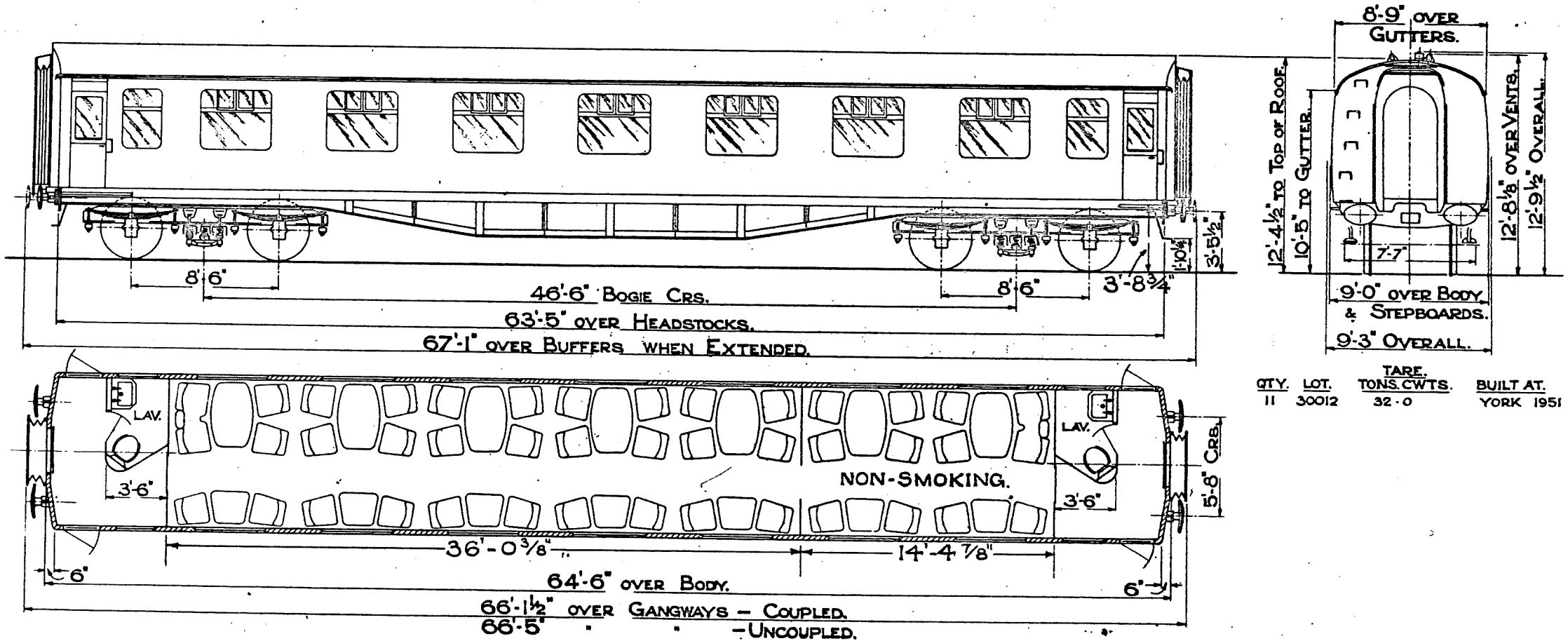


ALL WINDOWS DOUBLE GLAZED

1 BAR SALOON 12 SEATS. 1 BUFFET SALOON 18 SEATS. 1 KITCHEN. 1 STAFF COMPT. 1 STAFF LAV.

# RESTAURANT CAR FIRST. B.R. TYPE - H

B.R. 36

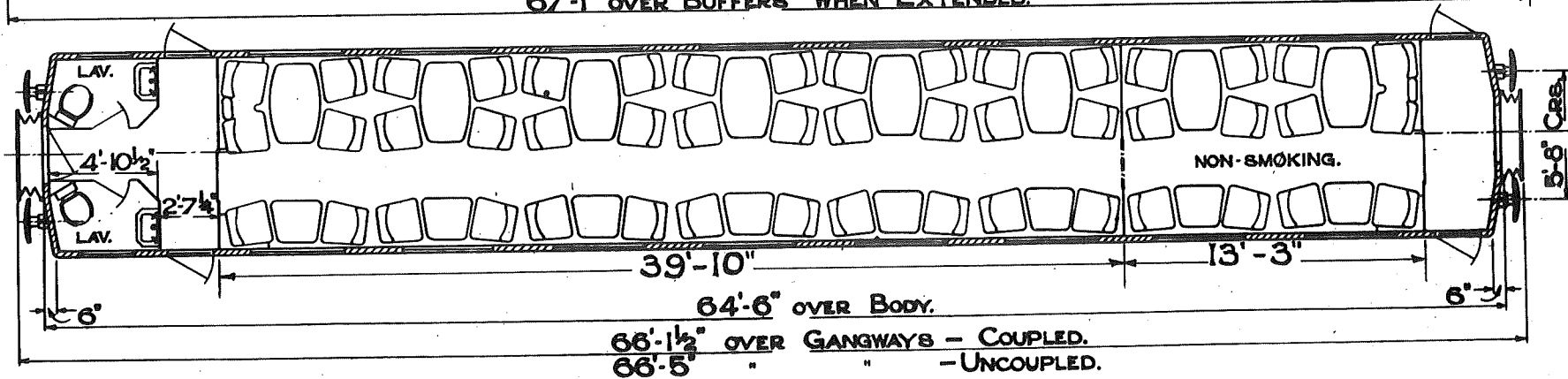
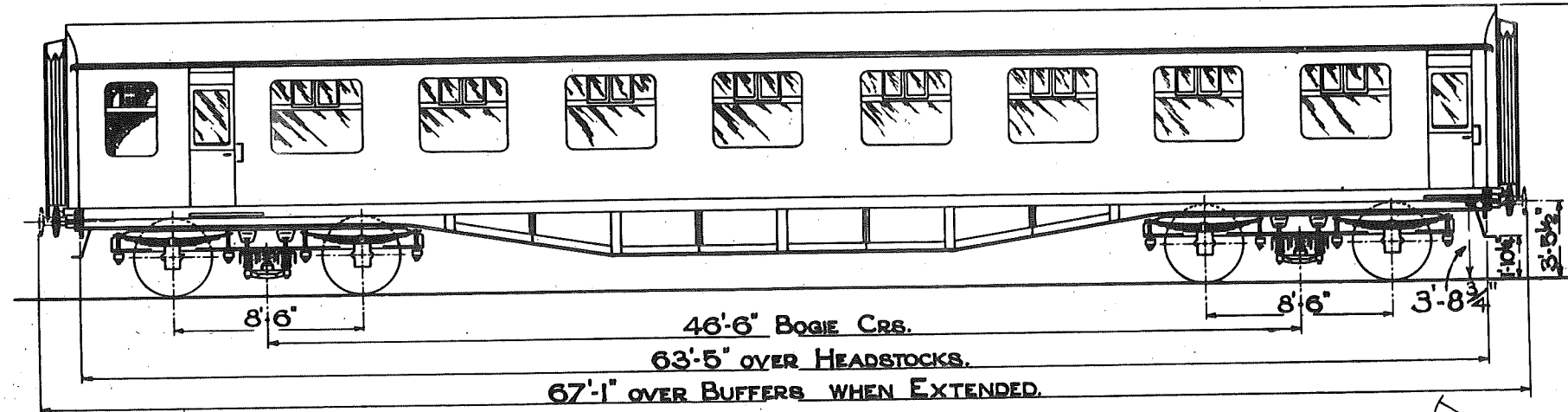


QTY.	LOT.	TARE. TONS. C.WTS.	BUILT AT.
11	30012	32.0	YORK 1951

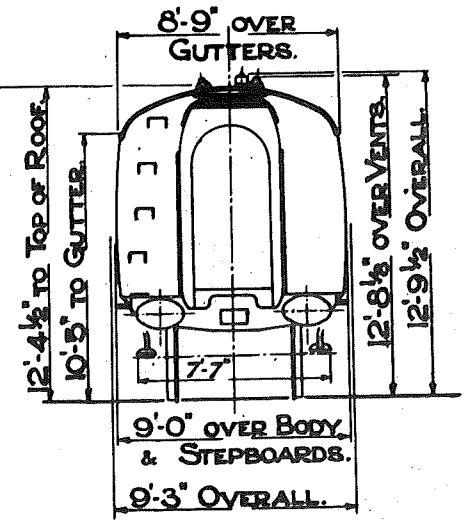
2 FIRSTS 42 SEATS.  
2 LAVATORIES.

# RESTAURANT CAR THIRD. B.R. TYPE - K.

B.R. 56



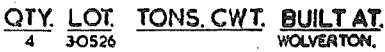
2 THIRDS 48 SEATS.  
 2 LAVATORIES



QTY.	LOT.	TARE.	TONS. CWTs.	BUILT AT.
14	30014	31.0		YORK 1961



**B.R.60.**

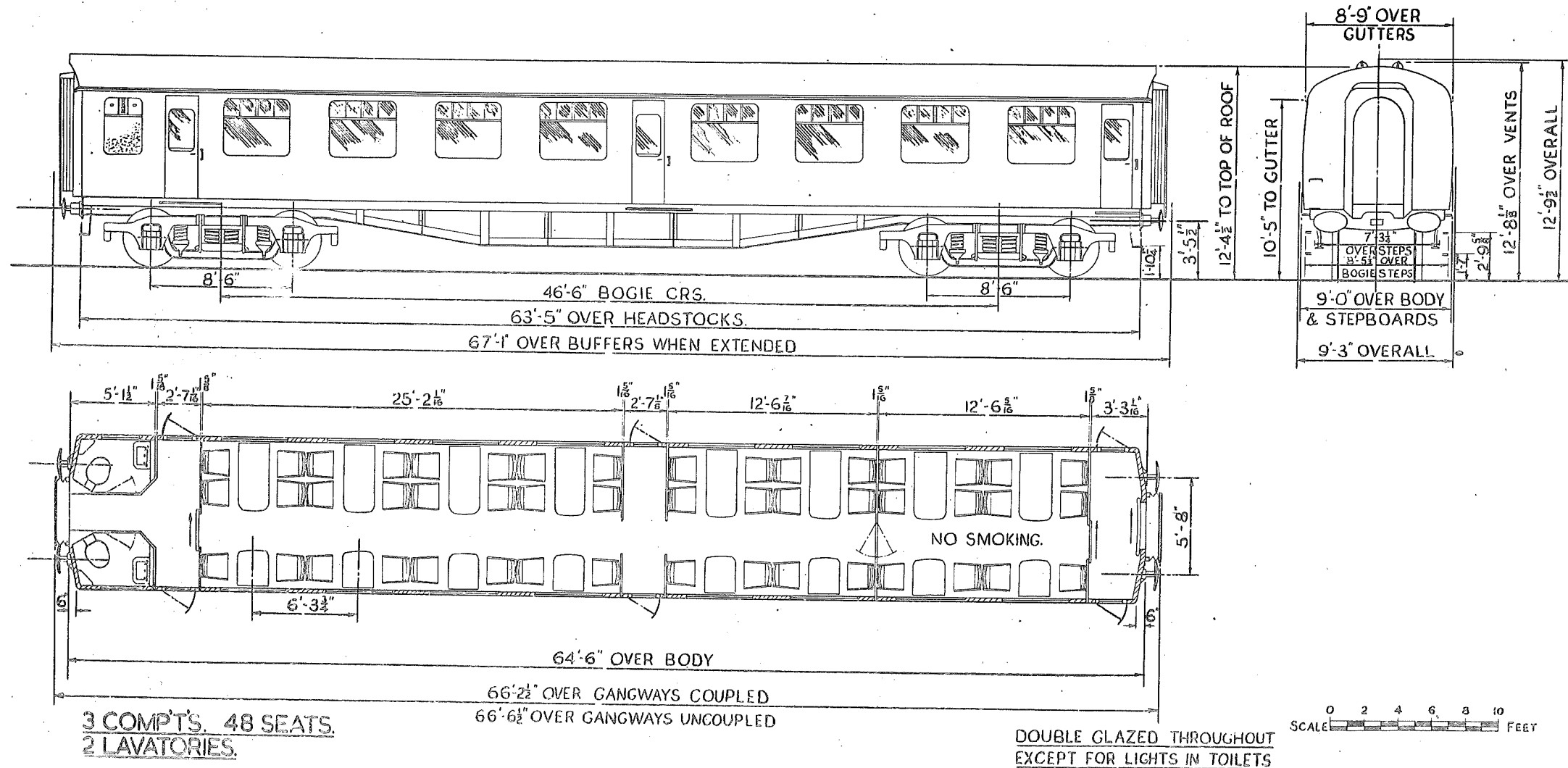


DOUBLE GLAZED THROUGHOUT  
EXCEPT FOR LIGHTS IN TOILETS.



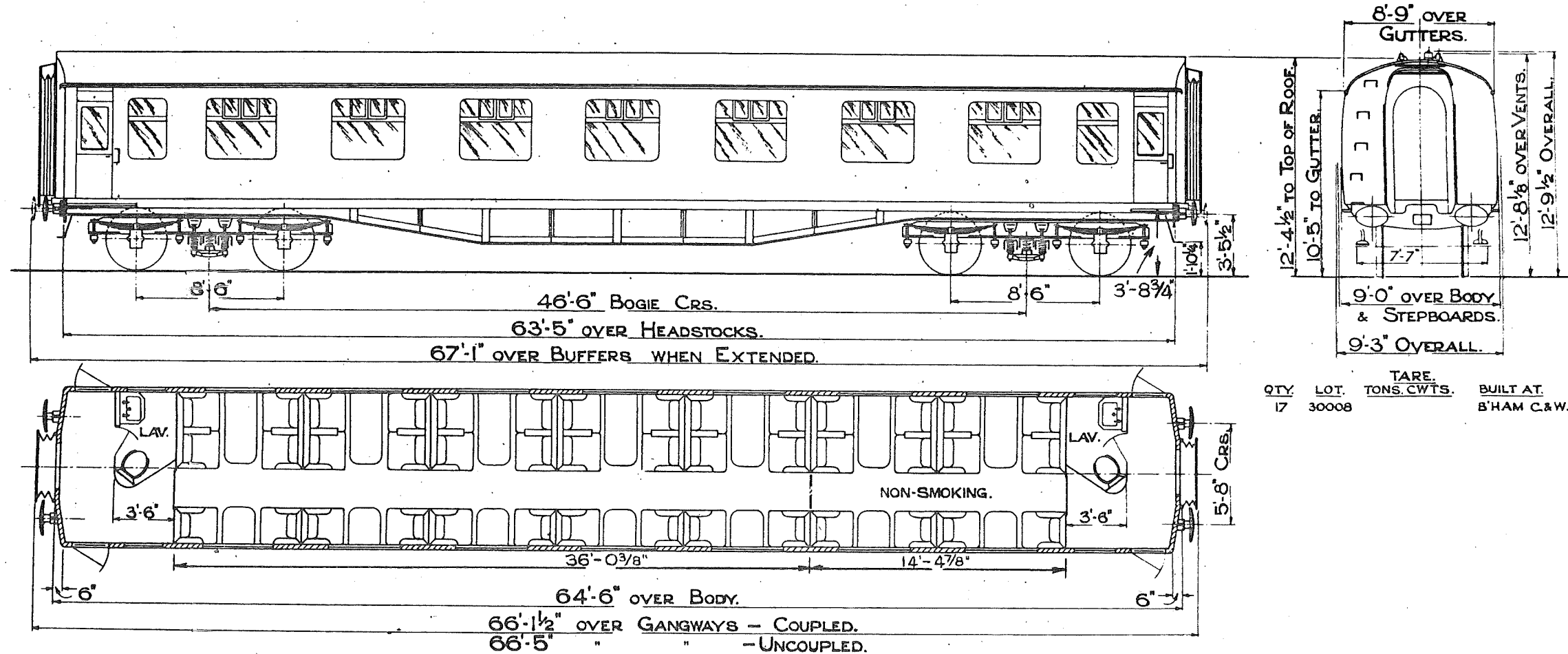
# RESTAURANT CAR UNCLASSSED - FLUID SEATING

B.R. 61.



OPEN FIRST.  
B.R. TYPE - G.

B.R. 71



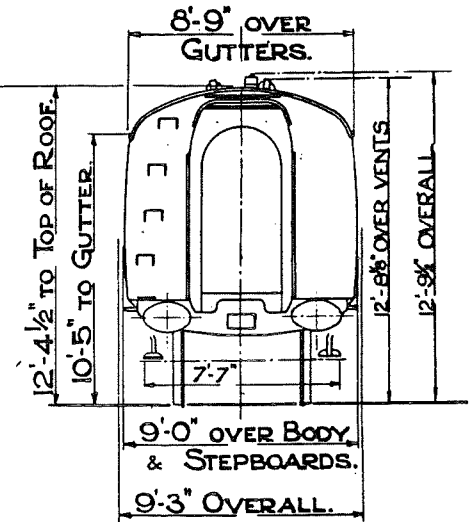
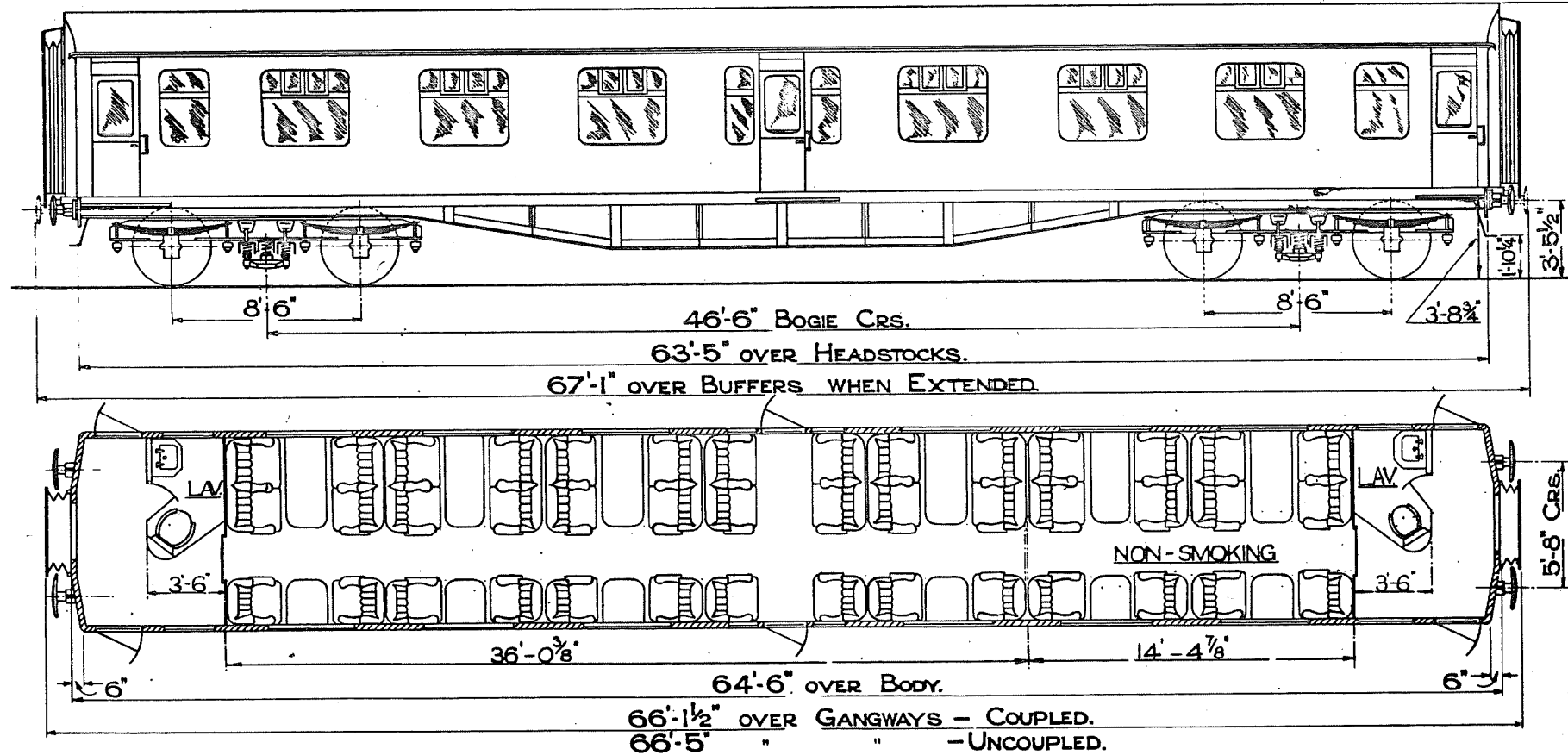
QTY.	LOT.	TARE. TONS. CWTs.	BUILT AT.
17	30008		B'HAM C&W.

2 FIRSTS · 42 SEATS.  
2 LAVATORIES.

SCALE 0 2 4 6 8 10 FEET.

OPEN FIRST  
B.R. TYPE

B.R. 72.



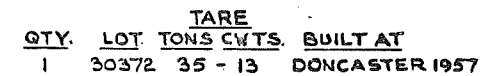
QTY.	LOT.	TARE TONS.	CWTS.	BUILT AT.
17	30008	33-0.		BHAM C&W.

2 FIRSTS. 42 SEATS.

2 LAVATORIES.



B.R. 74



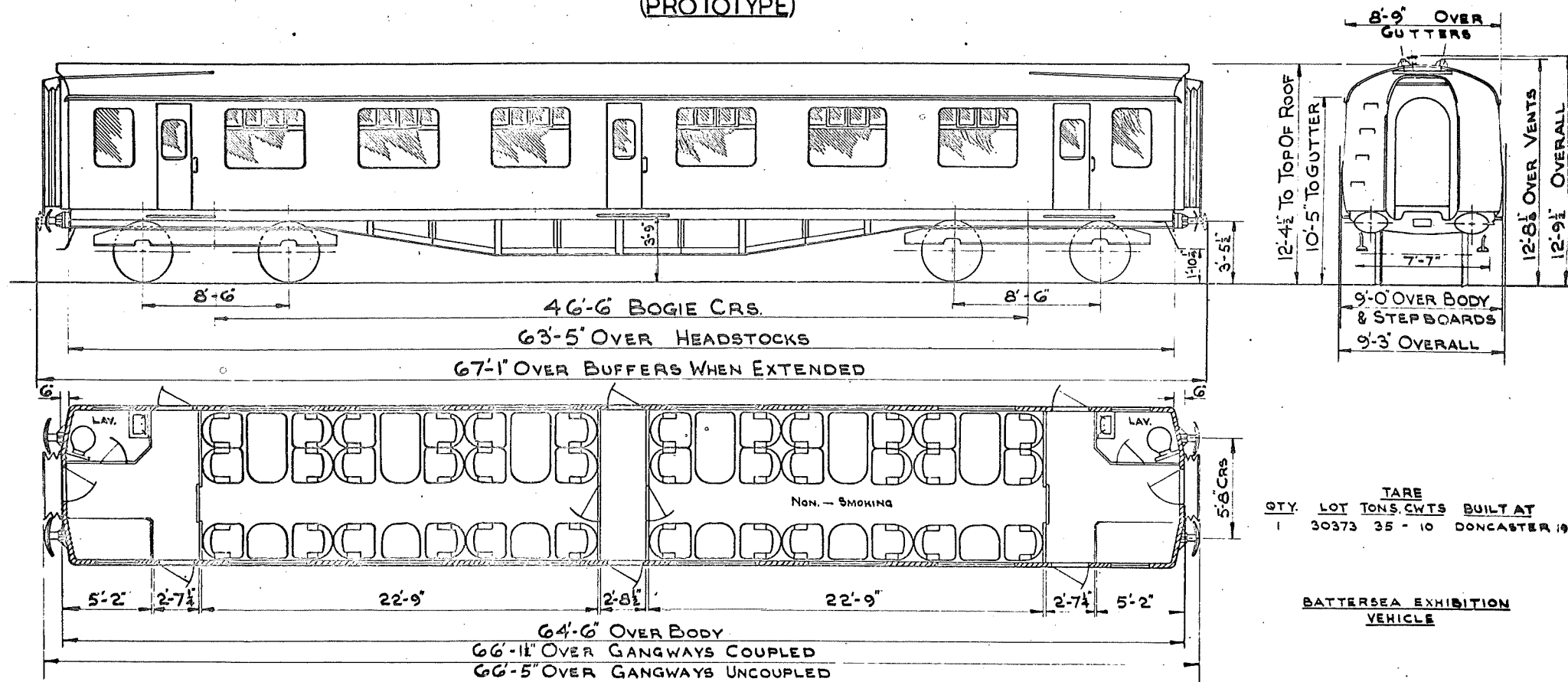
BATTERSEA EXHIBITION  
VEHICLE

2 FIRSTS-36 SEATS (SWIVEL) 2 LAVATORIES.



# OPEN FIRST (PROTOTYPE)

B.R.75



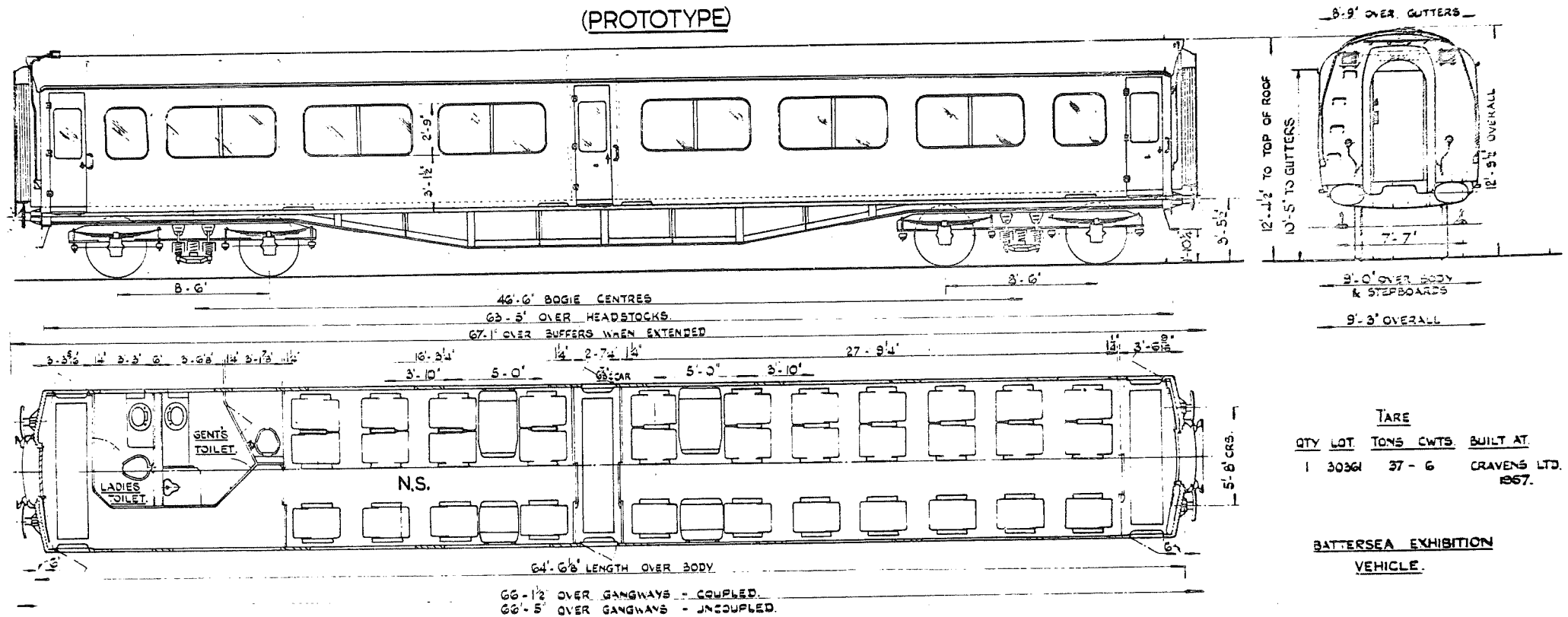
TARE				
QTY.	LOT	TONS.	CWTS	BUILT AT
1	30373	35	- 10	DONCASTER 1957

BATTERSEA EXHIBITION  
VEHICLE

SCALE 0 2 4 6 8 10 FEET

# OPEN FIRST. (PROTOTYPE)

B.R. 76.



2 FIRSTS 33 SEATS.  
2 LAVATORIES.  
N.S. NON-SMOKING.

TARE			
QTY	LOT	TONS CWTs	BUILT AT
1	30361	37 - 6	CRAVENS LTD. 1967.

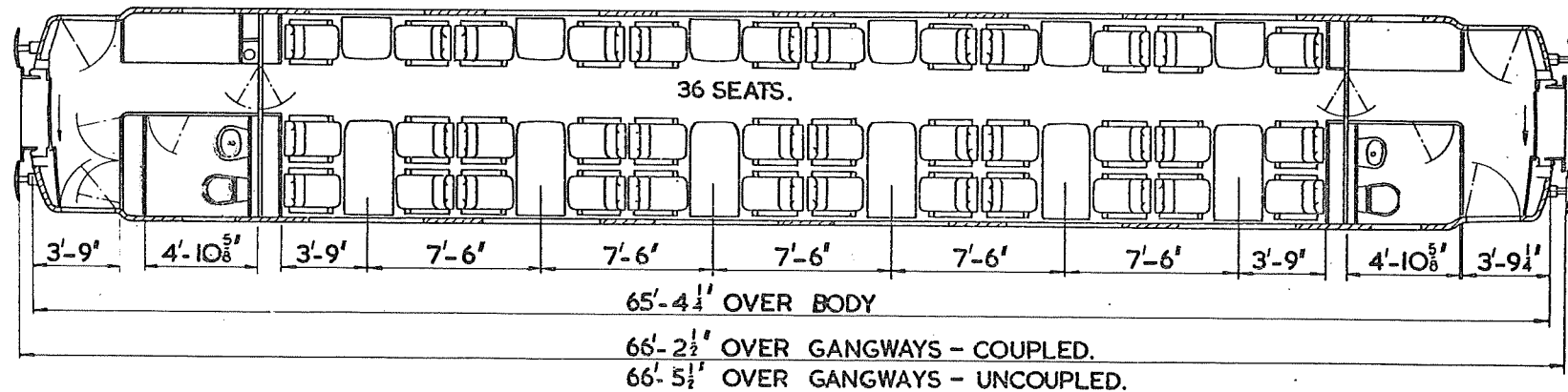
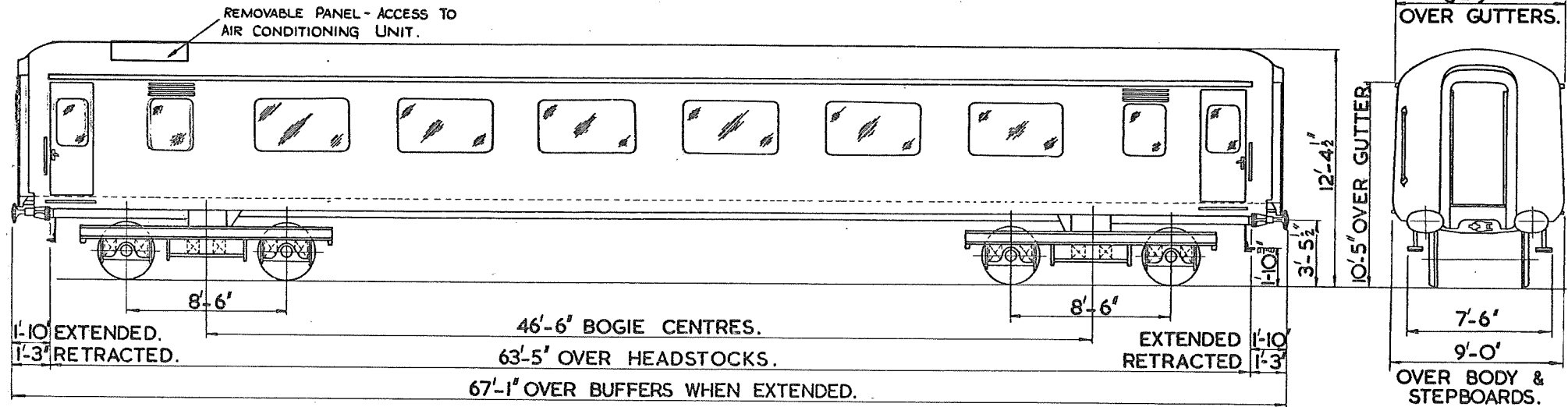
BATTERSEA EXHIBITION  
VEHICLE.

SCALE 0 2 4 6 8 10 FEET



# FIRST PARLOUR. (PULLMAN CAR.)

B.R. 78



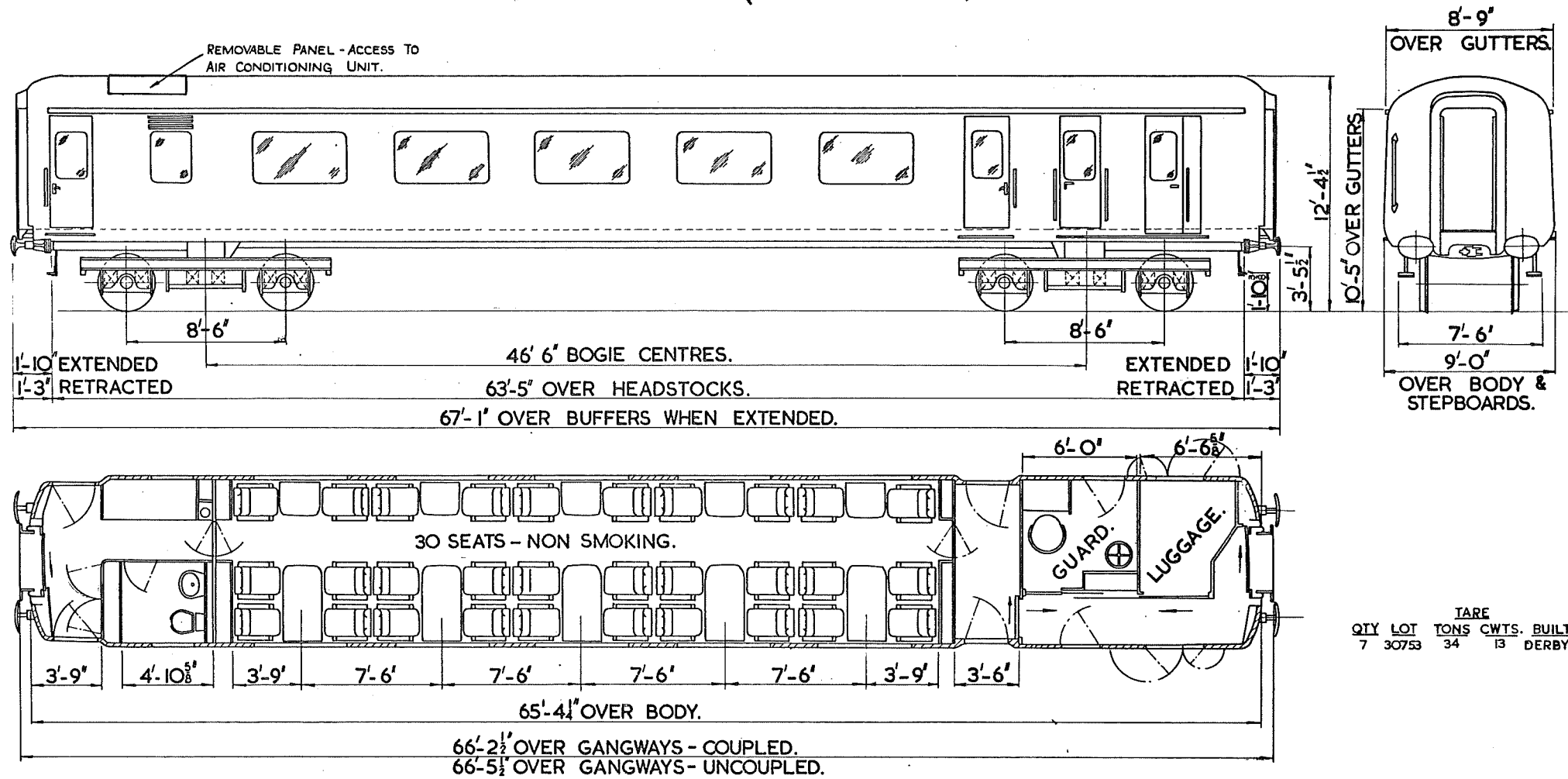
DOUBLE GLAZED THROUGHOUT - FIRST 36 SEATS - 2 LAVATORYS

TARE		BUILT AT	
QTY.	LOT	TONS	CWTS.
14	30754	34	12

DERBY 1965.

SCALE. 0 2 4 6 8 10 FEET.

## FIRST PARLOUR BRAKE. (PULLMAN CAR.)



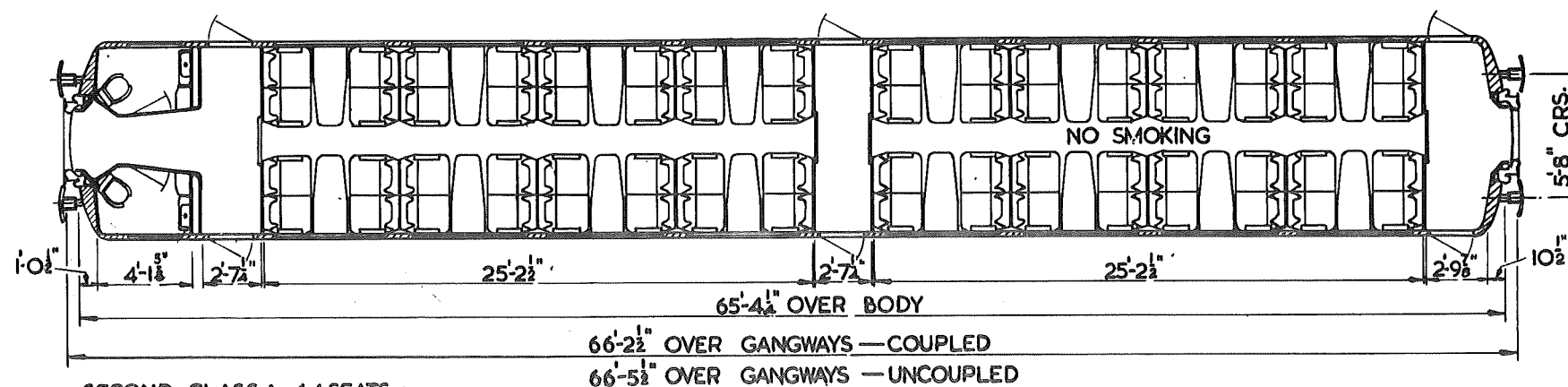
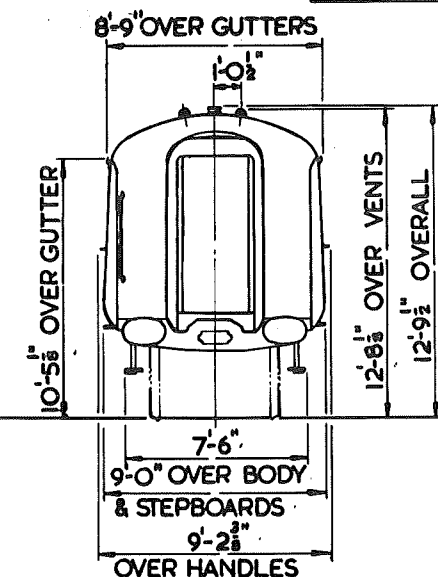
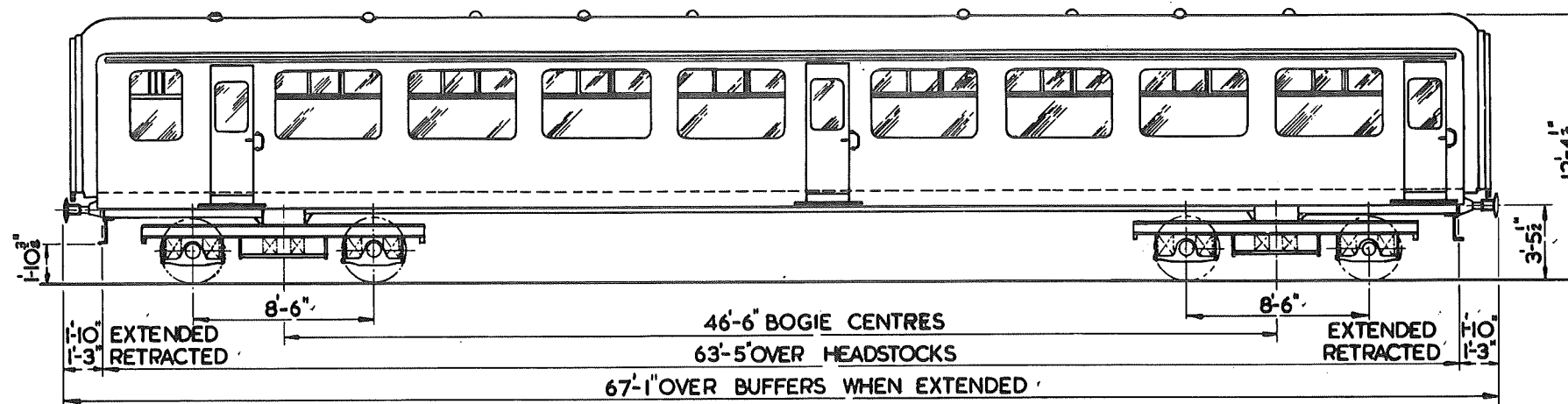
QTY	LOT	TARE TONS	CWTS.	BUILT AT
7	30753	34	13	DERBY 1965.

DOUBLE GLAZED THROUGHOUT - FIRST 30 SEATS - 1 LAVATORY - 1 GUARD COMPT. - 1 LUGGAGE COMPT.



OPEN SECOND.  
(MK. II A.)

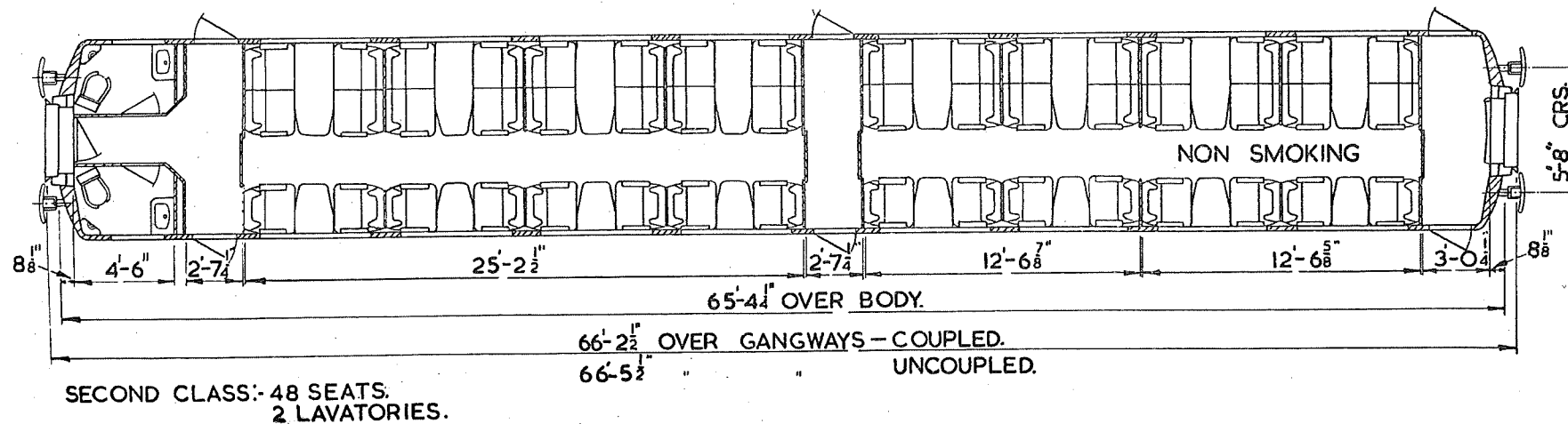
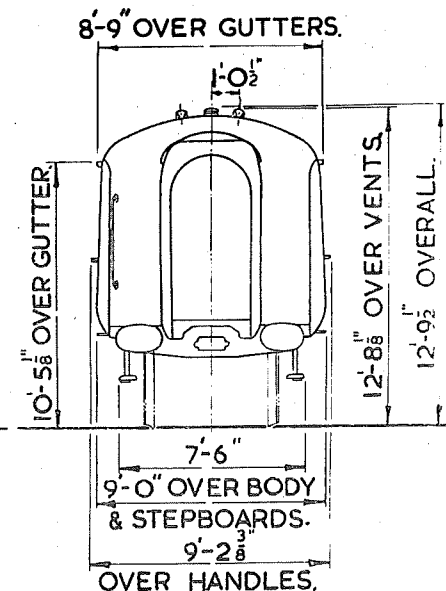
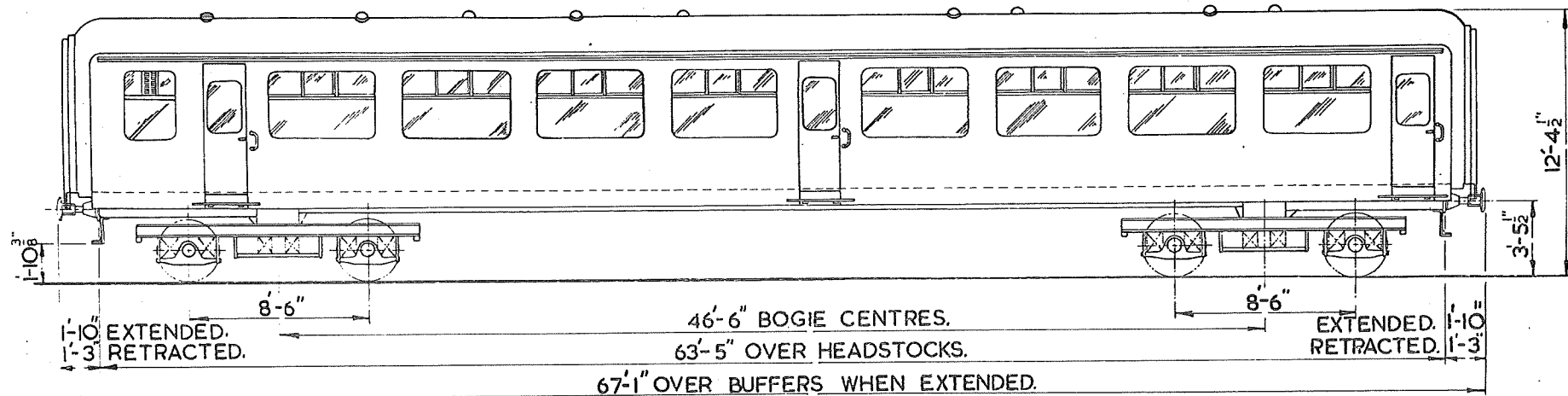
B.R. 86.



SECOND CLASS :- 64 SEATS  
2 LAVATORIES

NO SMOKING

# OPEN SECOND (INTEGRAL DESIGN)

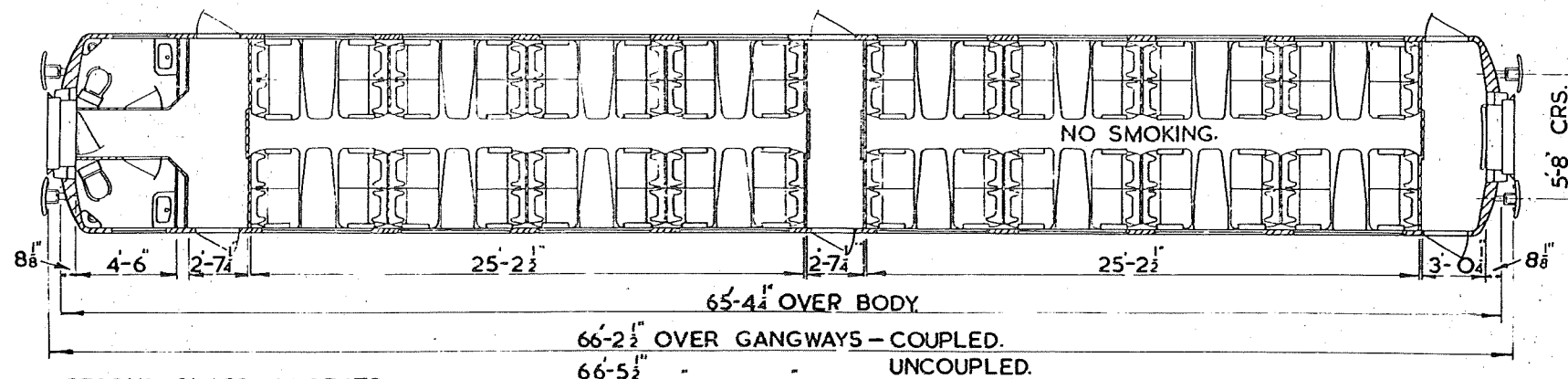
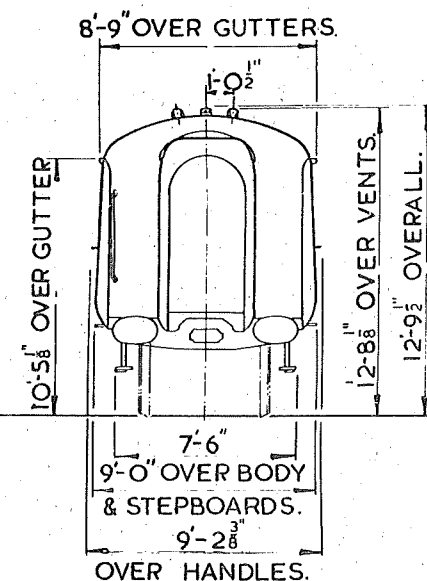
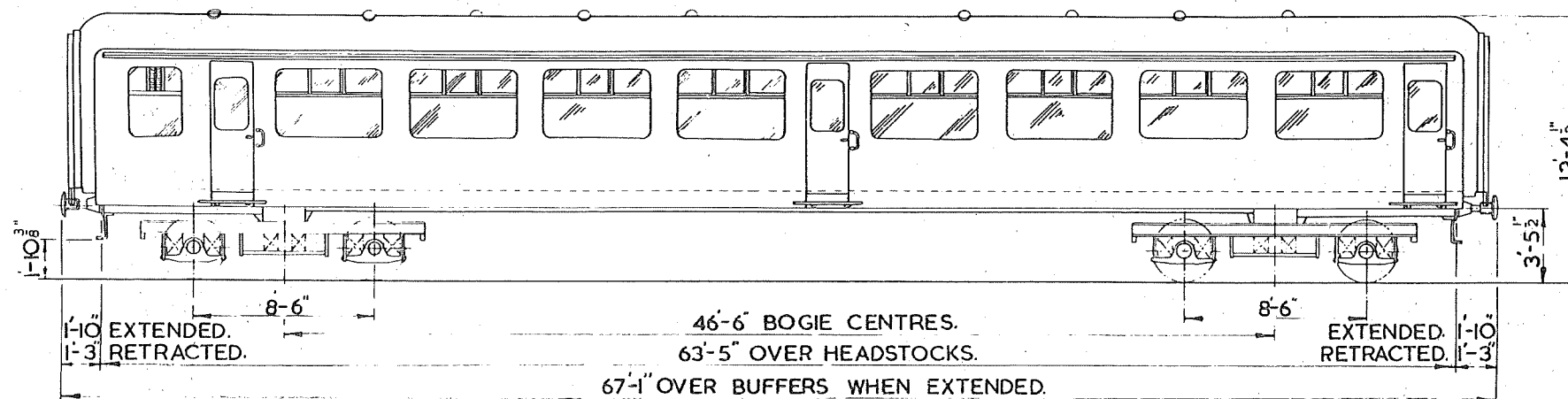


QTY	LOT	TARE TONS	CWTS	BUILT AT
28	30752			DERBY 1966



B.R. 88

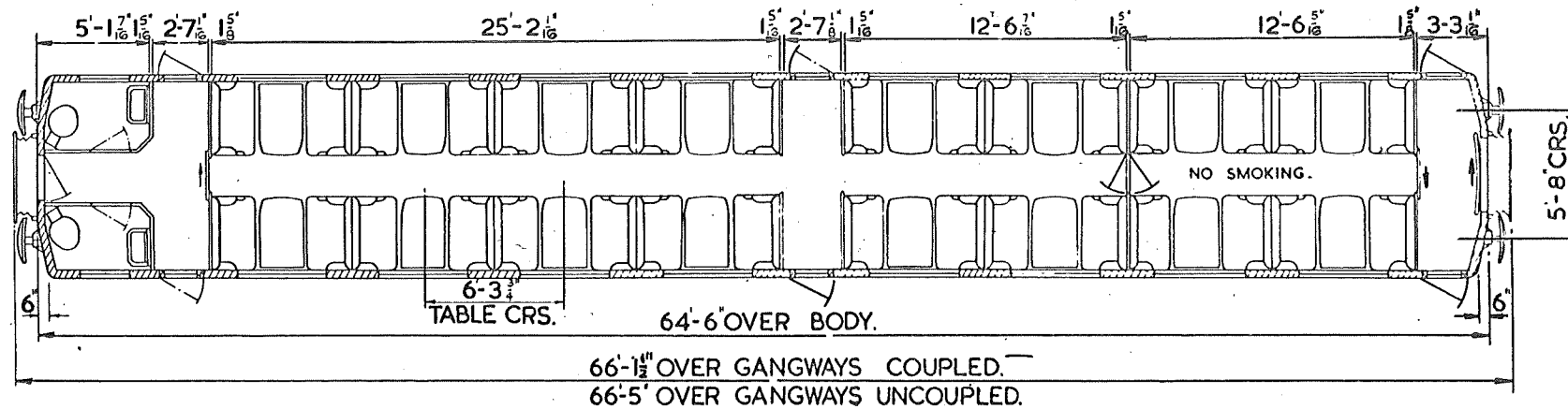
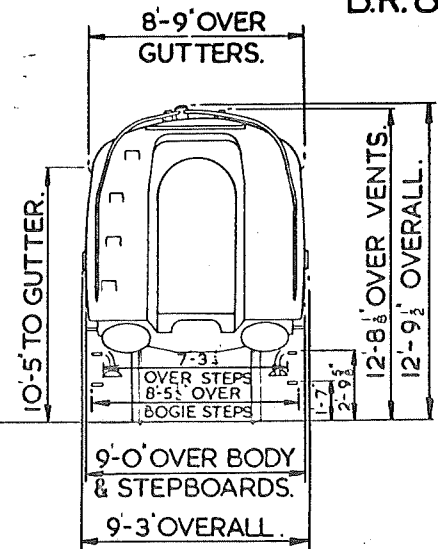
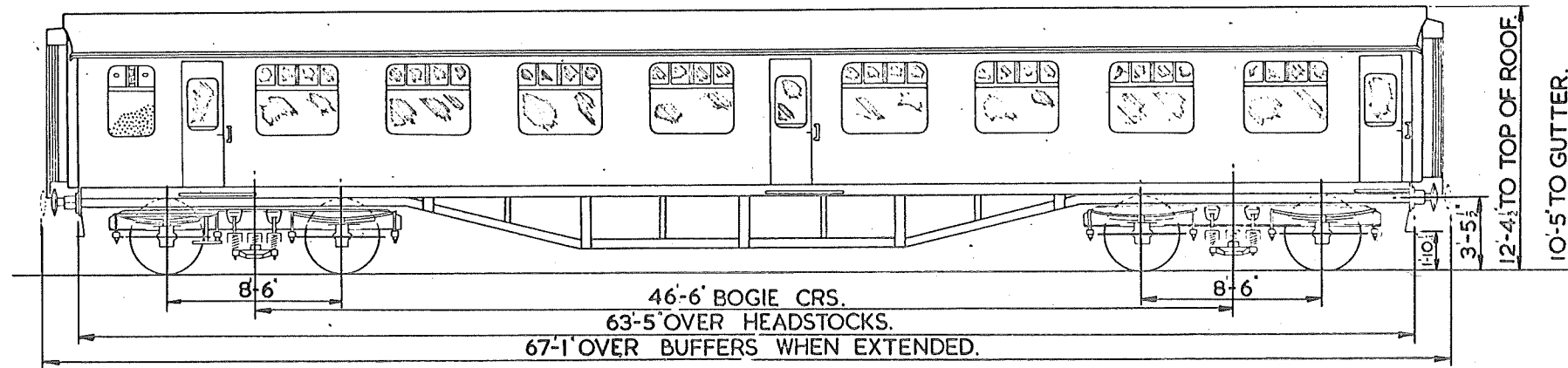
# OPEN SECOND (INTEGRAL DESIGN)



SECOND CLASS:- 64 SEATS.  
2 LAVATORIES.

QTY	LOT	TARE TONS	CWTS	BUILT AT
159	30751	31	16	DERBY 1966

SCALE 0 2 4 6 8 10 FEET



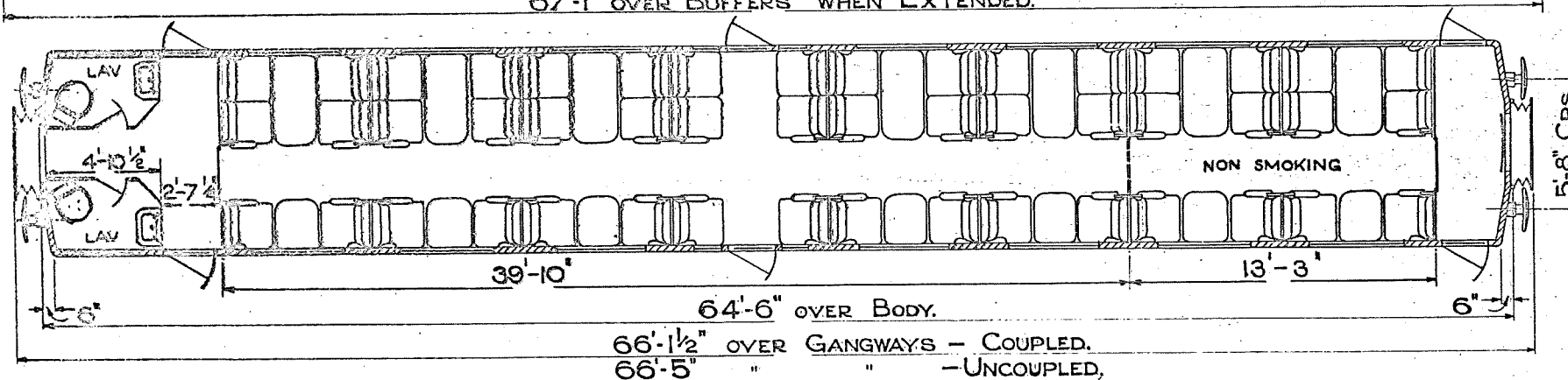
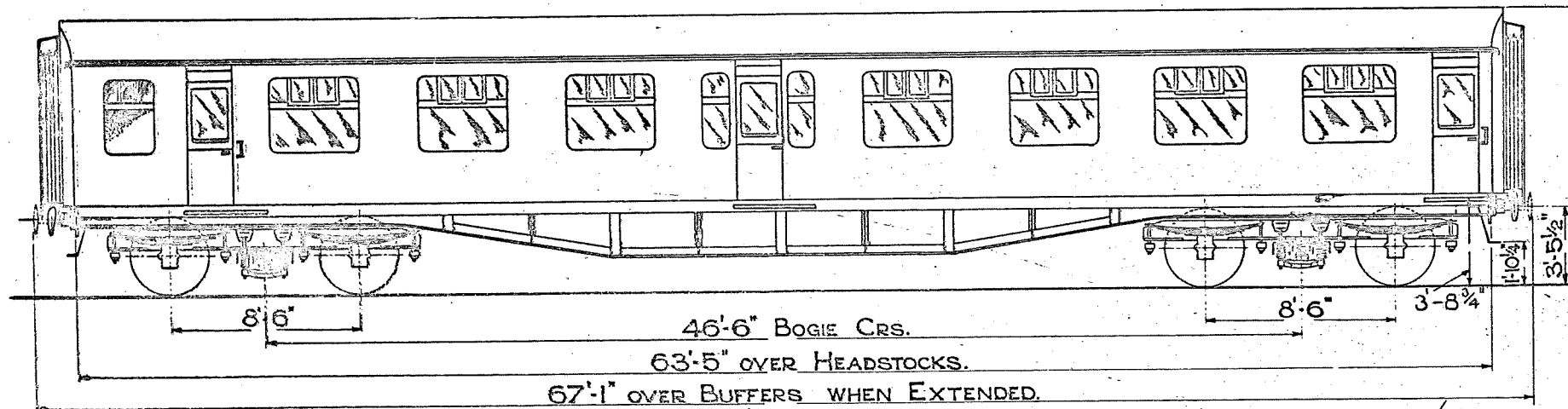
THREE SECONDS 64 SEATS.  
TWO LAVATORIES.

		<u>TARE.</u>	
<u>QTY.</u>	<u>LOT.</u>	<u>TONS.</u>	<u>BUILT AT.</u>
10	30506		WOLVERTON.
60	30525		

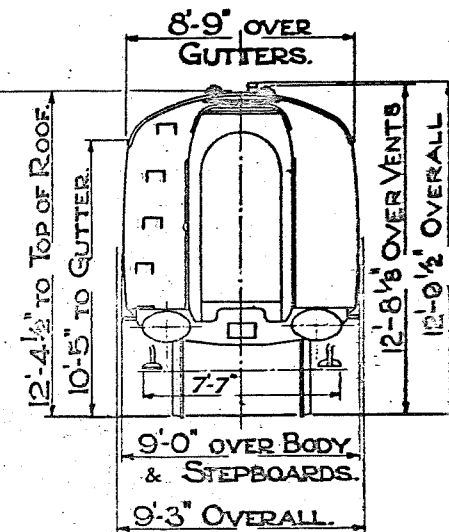
SCALE. 0 2 4 6 8 10

# OPEN SECOND B.R. TYPE

B.R. 90



2 SECOND 48 SEATS  
2 LAVATORIES

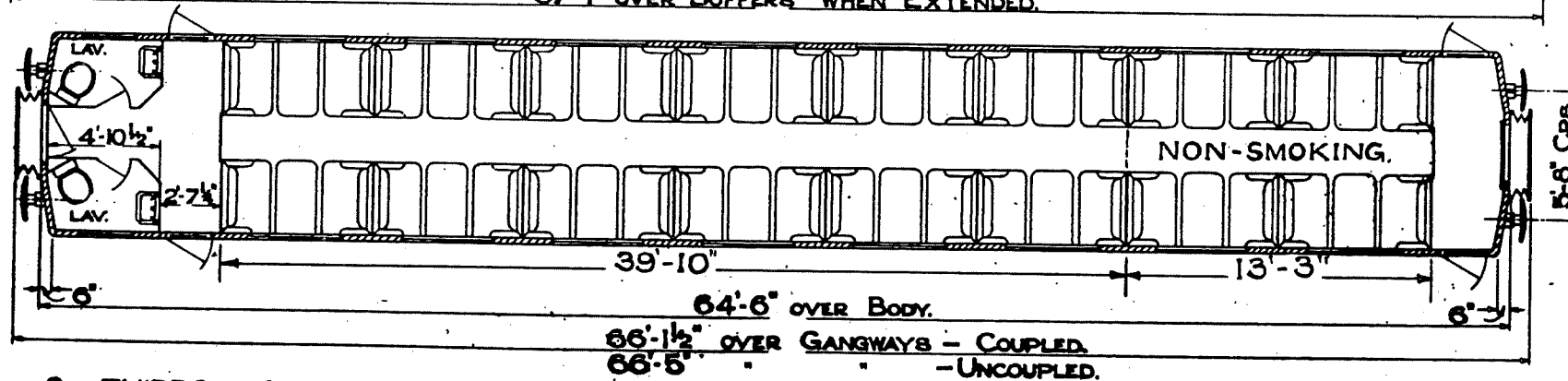
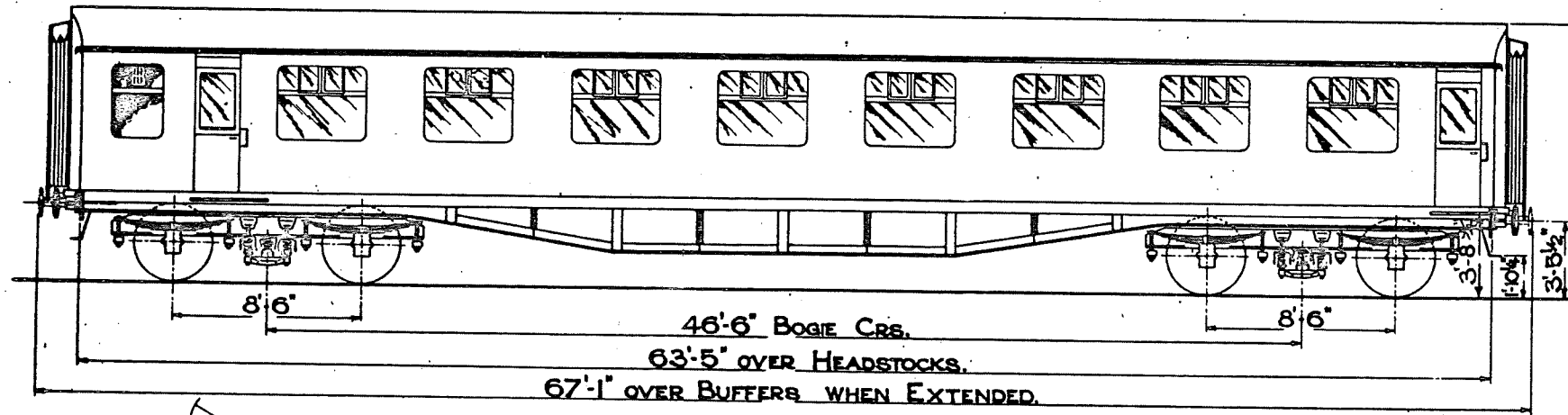


QTY	LOT	TARE		SULT AT
		TONS	CWTS	
15	30053	32	0	EASTLEIGH
5	30057			"

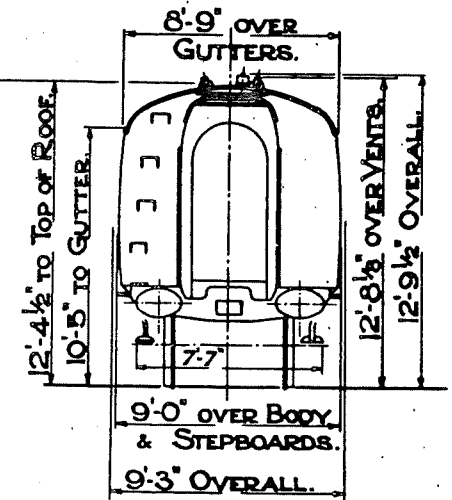
SCALE 0 2 4 6 8 10 FEET.

**OPEN-THIRD**  
**B.R. TYPE - J.**

**B.R. 92**



**2 THIRDS 64 SEATS.**  
**2 LAVATORIES.**

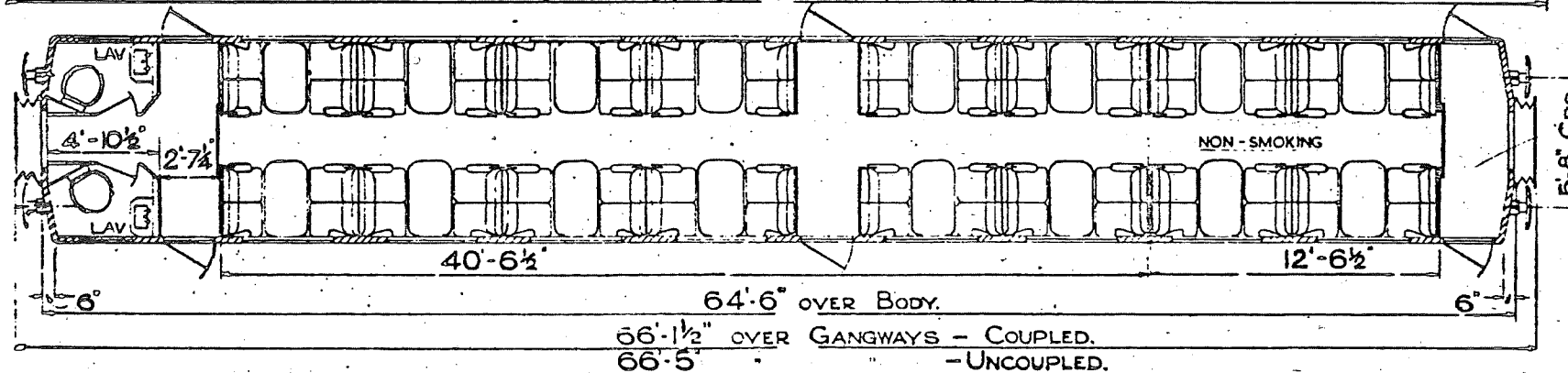
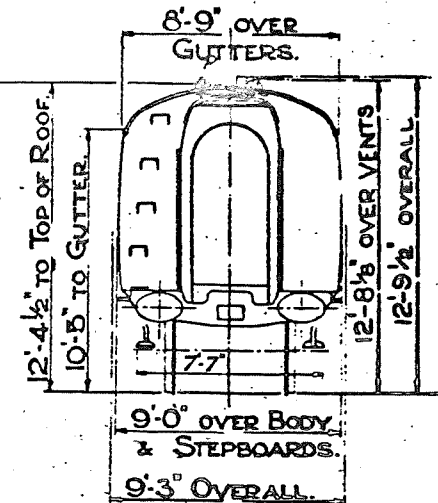


QTY.	LOT	TARE. TONS. CWTs.	BUILT AT.
6	30011	32-0	YORK, 1951
15	30017	33-0	CRAVENS, 1952
34	30043		DONCASTER.

SCALE 0 2 4 6 8 10 FEET.

OPEN THIRD.

46'-6" BOGIE CRS.  
 63'-5" OVER HEADSTOCKS.  
 67'-1" OVER BUFFERS, WHEN EXTENDED.

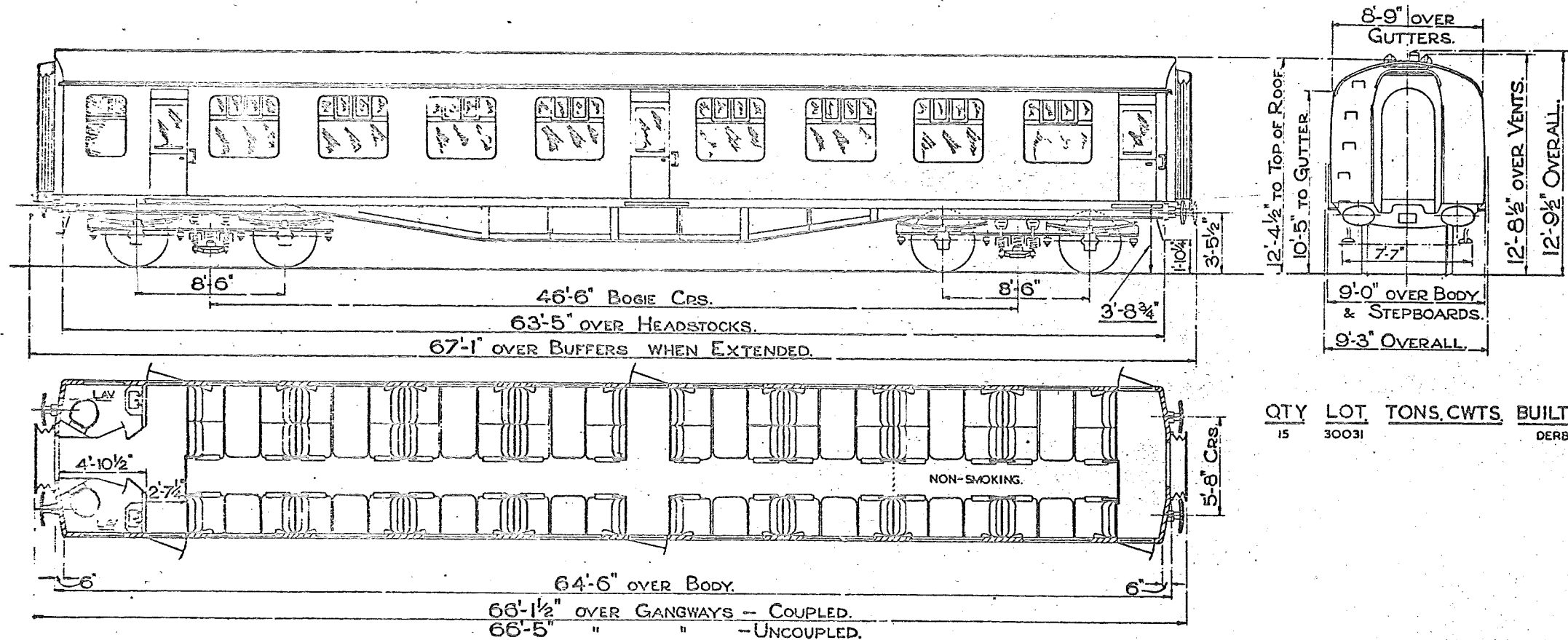


<u>QTY.</u>	<u>LOT.</u>	<u>TONS.</u>	<u>CWTS.</u>	<u>BUILT AT</u>	
34	30043	33	0	D'CASTER.	1953.
44	30054	33	0	E' LEIGH.	"
54	30079	33	0	YORK.	"
36	30080	33	0	"	"
66	30086			E' LEIGH.	
28	30090	33	0	YORK.	1954.

SCALE  FEET.

# OPEN THIRD.

B.R. 94

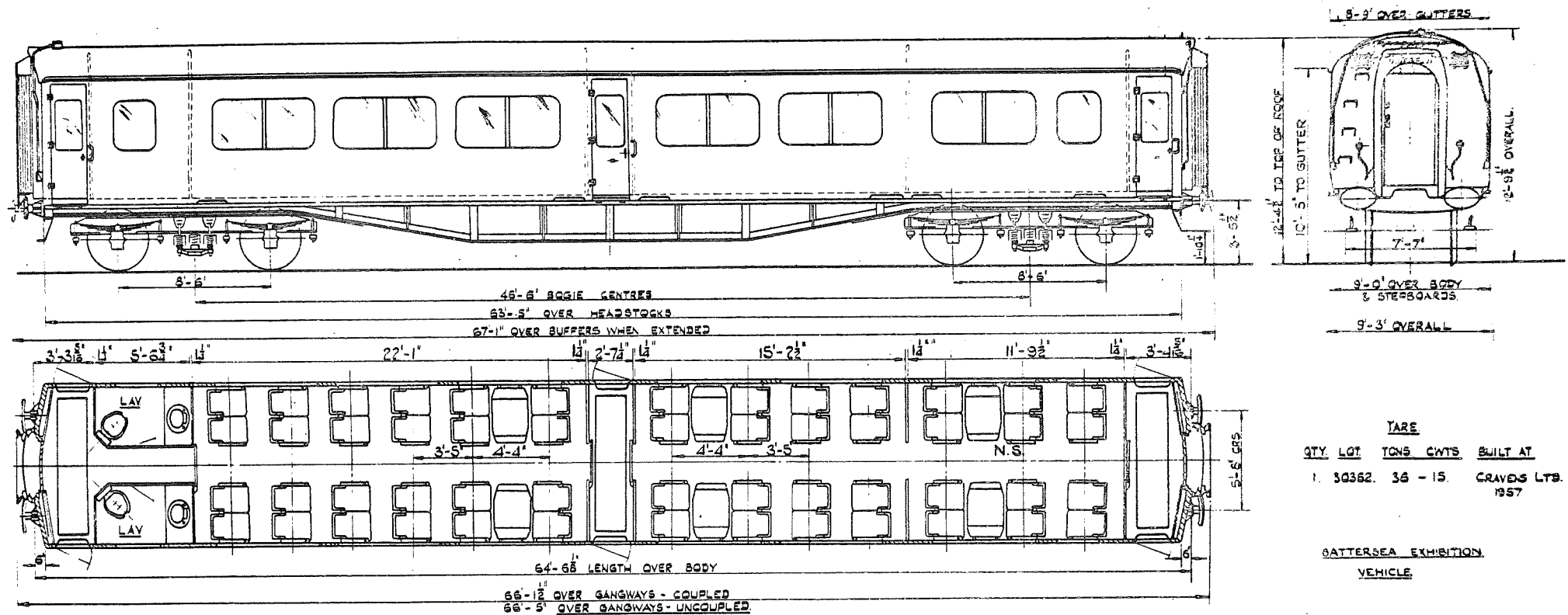


QTY	LOT	TONS. CWTs.	BUILT AT.
15	30031		DERBY

2 THIRDS. 2 LAVATORIES.  
48 SEATS.

# OPEN SECOND. (PROTOTYPE.)

B.R.95.



2 SECONDS 52 SEATS  
2 LAVATORIES.  
NS. NON-SMOKING.

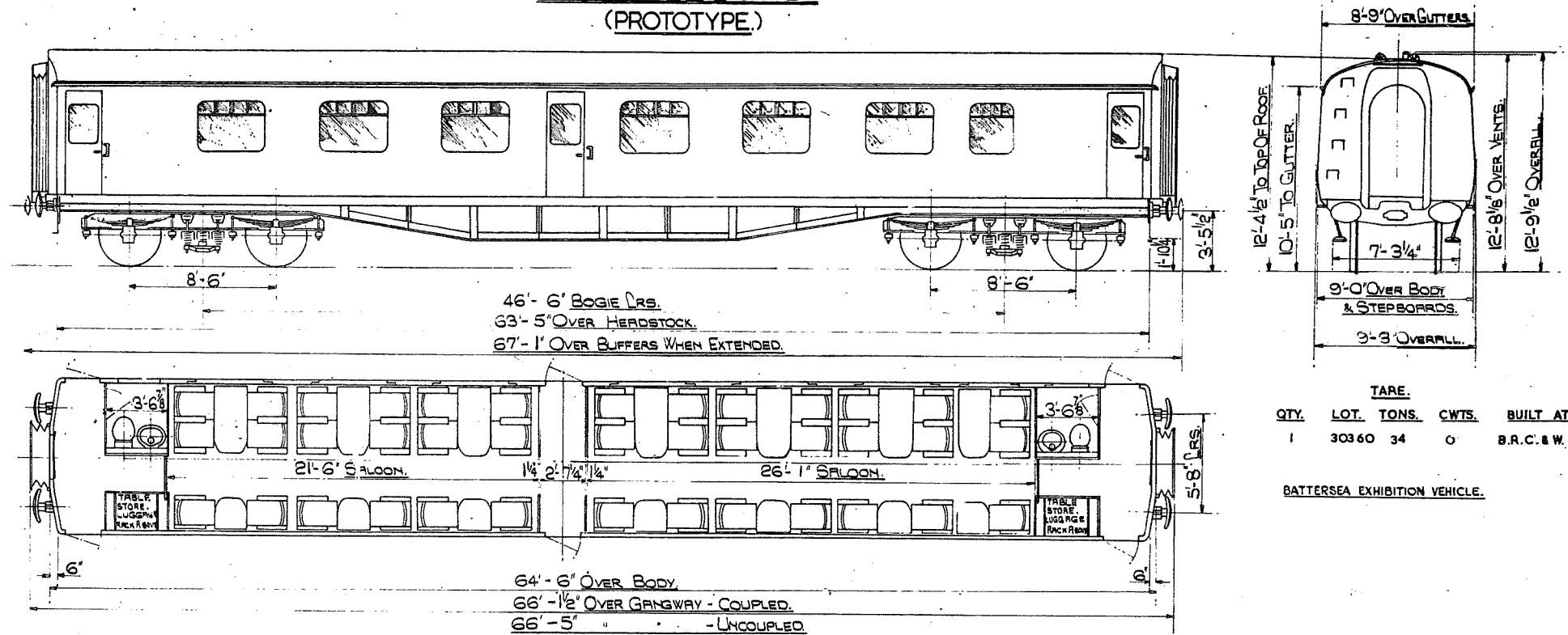
TARE				
QTY.	LOT	TONS	CWTS	BUILT AT
1.	30362.	36	- 15.	CRAYDS LTB. 1957

GATTERSEA EXHIBITION  
VEHICLE

SCALE 0 2 4 6 8 10 Feet

# **OPEN SECOND.** (PROTOTYPE.)

B.R. 96



TARE.				
QTY.	LOT.	TONS.	CWTS.	BUILT AT.
1	30360	34	0	B.R.C. & W.C. 1957.

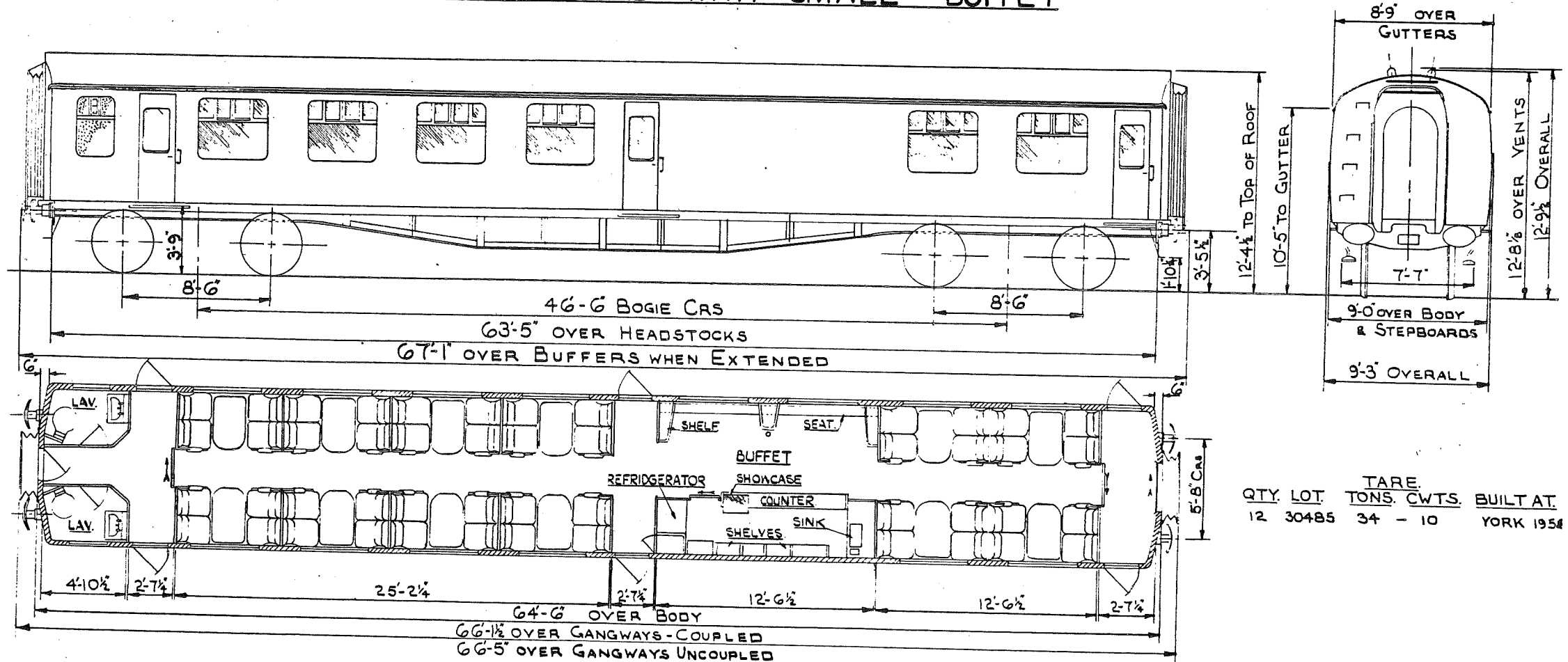
BATTERSEA EXHIBITION VEHICLE.

2- SECOND. 39- SEAT.  
2- LAVATORIES.



B.R.97.

# OPEN SECOND WITH SMALL BUFFET

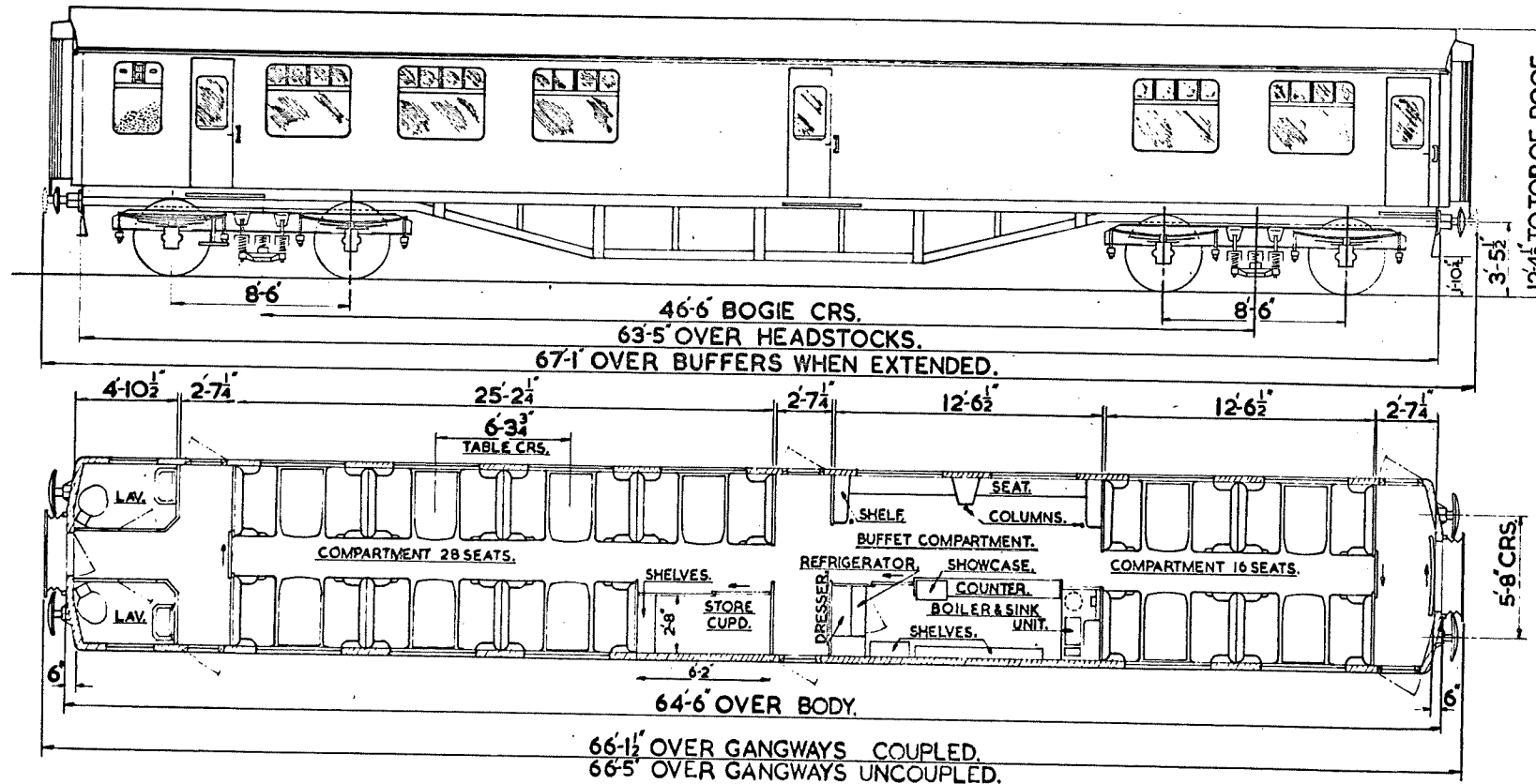


QTY.	LOT.	TARE TONS.	CWTS.	BUILT AT.
12	30485	34	- 10	YORK 1954

2 SECONDS 48 SEATS  
2 LAVATORIES

# OPEN SECOND WITH MINIATURE BUFFET.

B.R.98.



TARE.  
QTY. LOT. TONS. CWT. BUILT AT  
WOLVERTON.

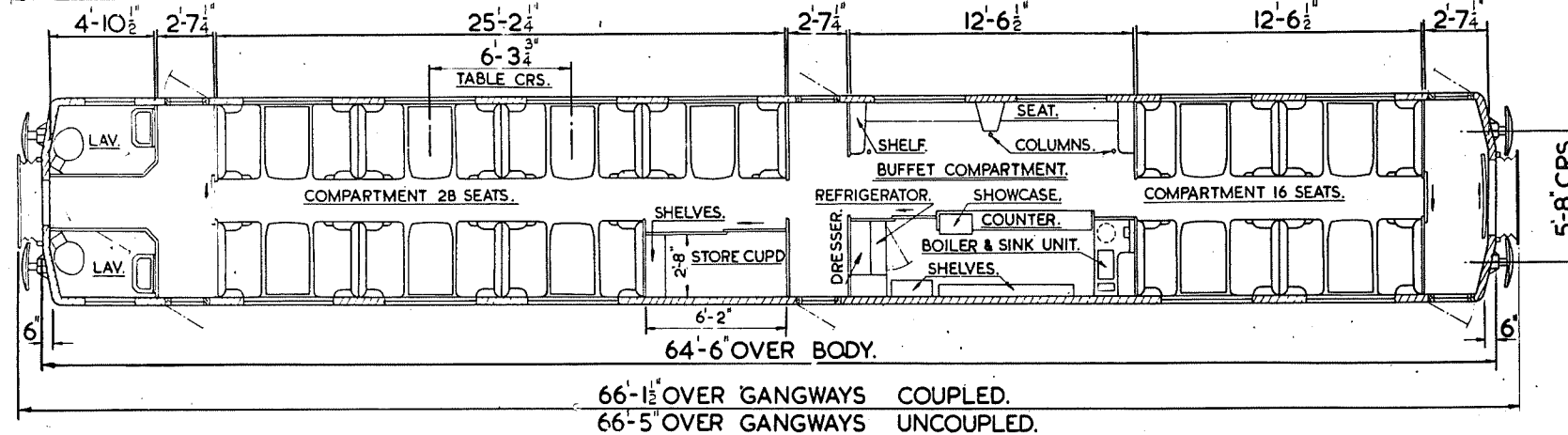
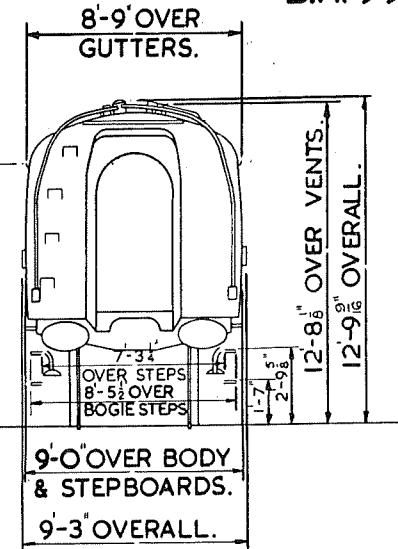
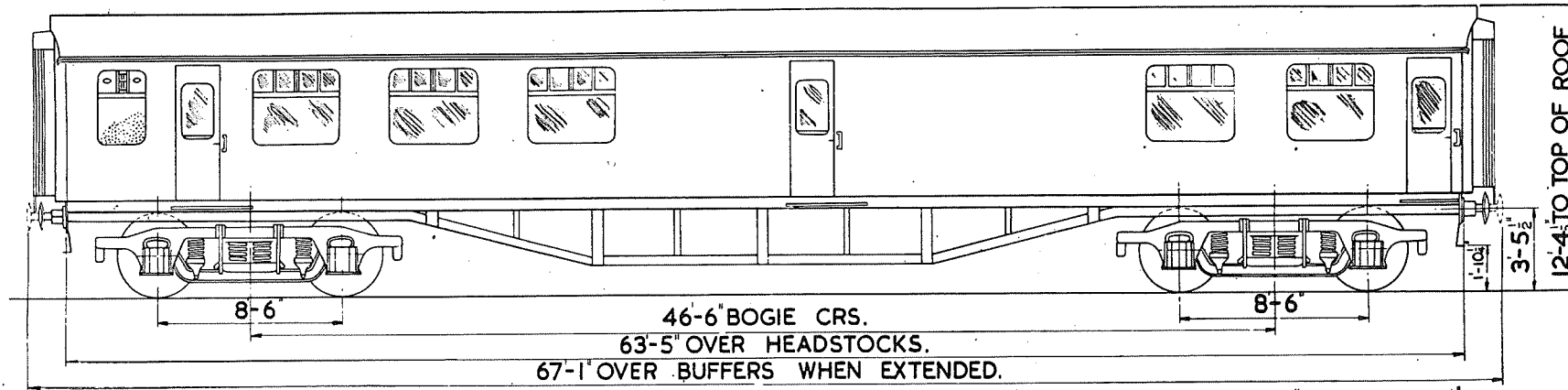
TWO SECONDS 44 SEATS.  
TWO LAVATORIES.

DOUBLE GLAZED THROUGHOUT  
EXCEPT FOR LIGHTS IN TOILETS.

SCALE 0 2 4 6 8 10

B.R. 99


# OPEN SECOND WITH MINIATURE BUFFET WITH COMMONWEALTH BOGIES.



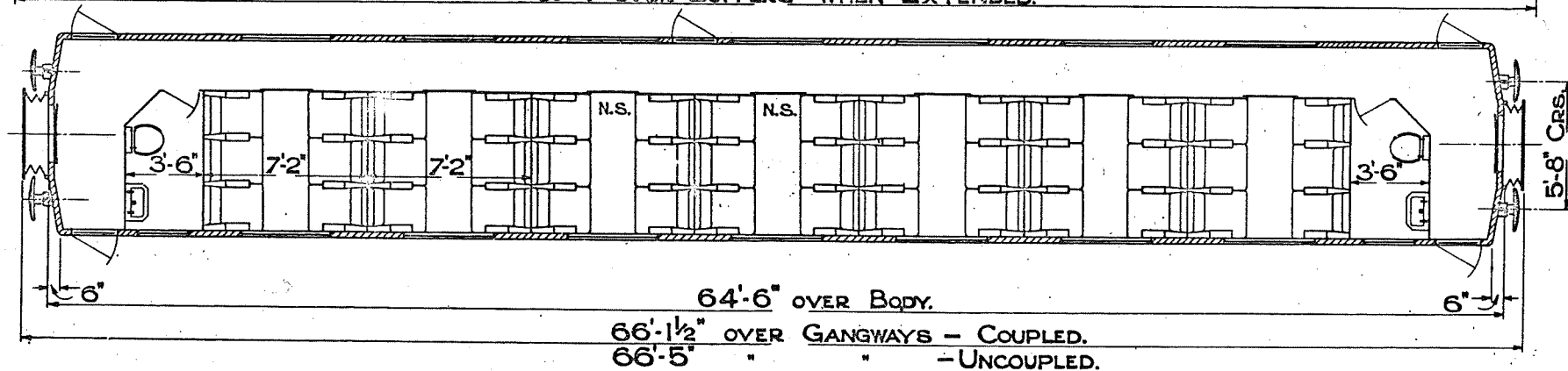
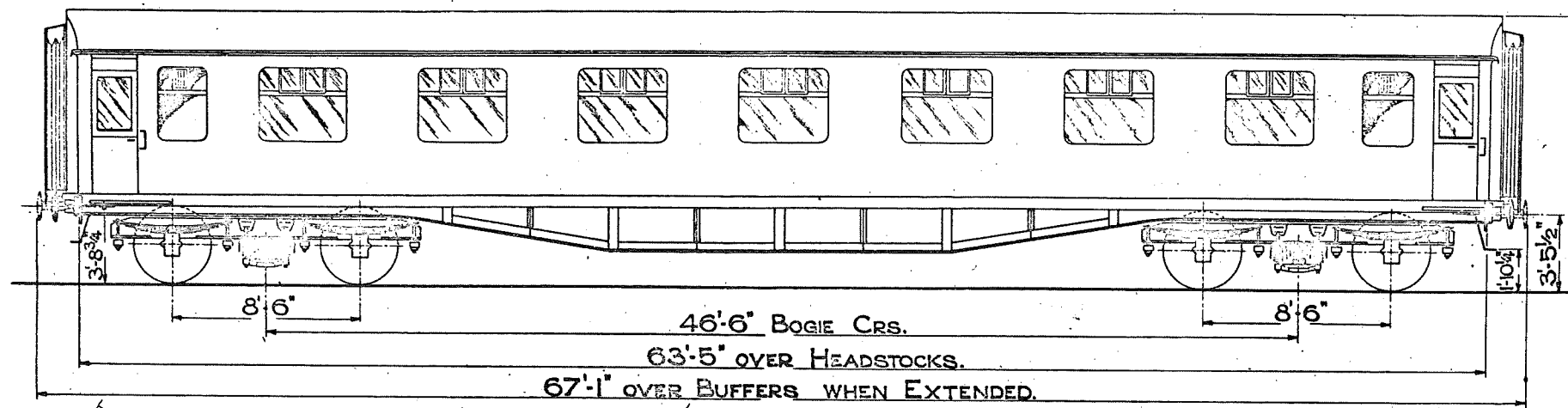
QTY.	LOT No.	TARE. TONS CWT.	BUILT AT.
25	30520		WOLVERTON.

TWO SECONDS 44 SEATS.  
TWO LAVATORIES.

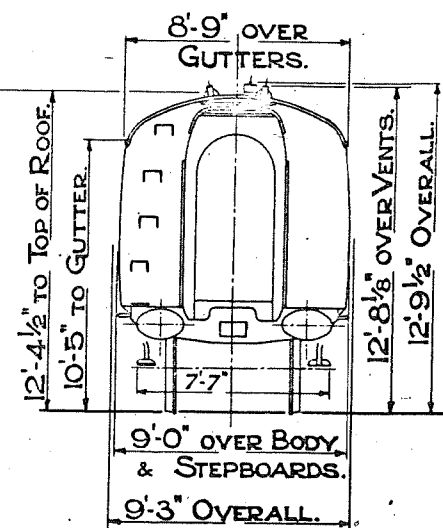
DOUBLE GLAZED THROUGHOUT  
EXCEPT FOR LIGHTS IN TOILETS.



B.R. 116



7 FIRSTS 42 SEATS.  
2 LAVATORIES.  
N.S. NON-SMOKING.

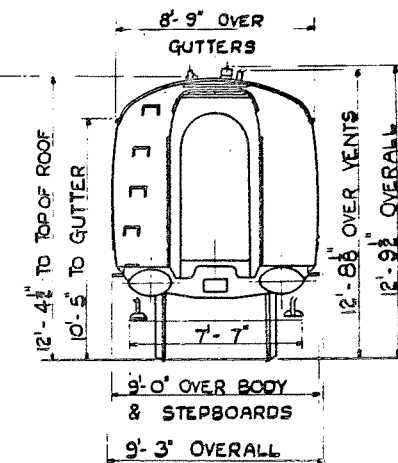
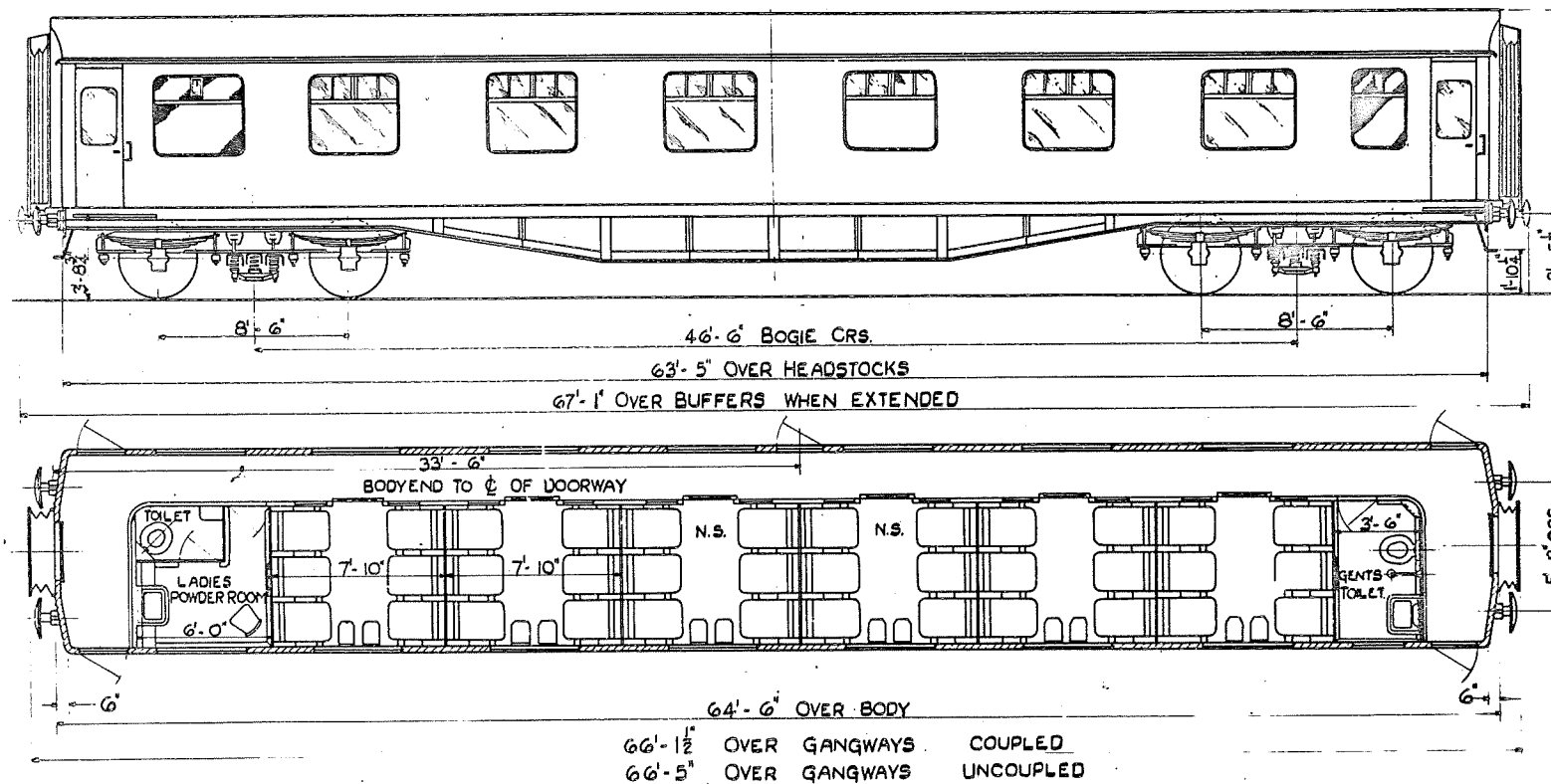


<u>QTY.</u>	<u>LOT.</u>	<u>TARE.</u> <u>TONS. CWTs.</u>	<u>BUILT AT.</u>
57	30019	33 · 6	SWINDON 1951
5	30027		"
3	30052	33 · 0	EASTLEIGH. 1951

SCALE  FEET.

# FIRST CLASS CORRIDOR. (PROTOTYPE)

B.R.117



QTY	LOT	TARE TONS	CWTS	BUILT AT
1	30355	34.12		METRO-CAMMELL 1957

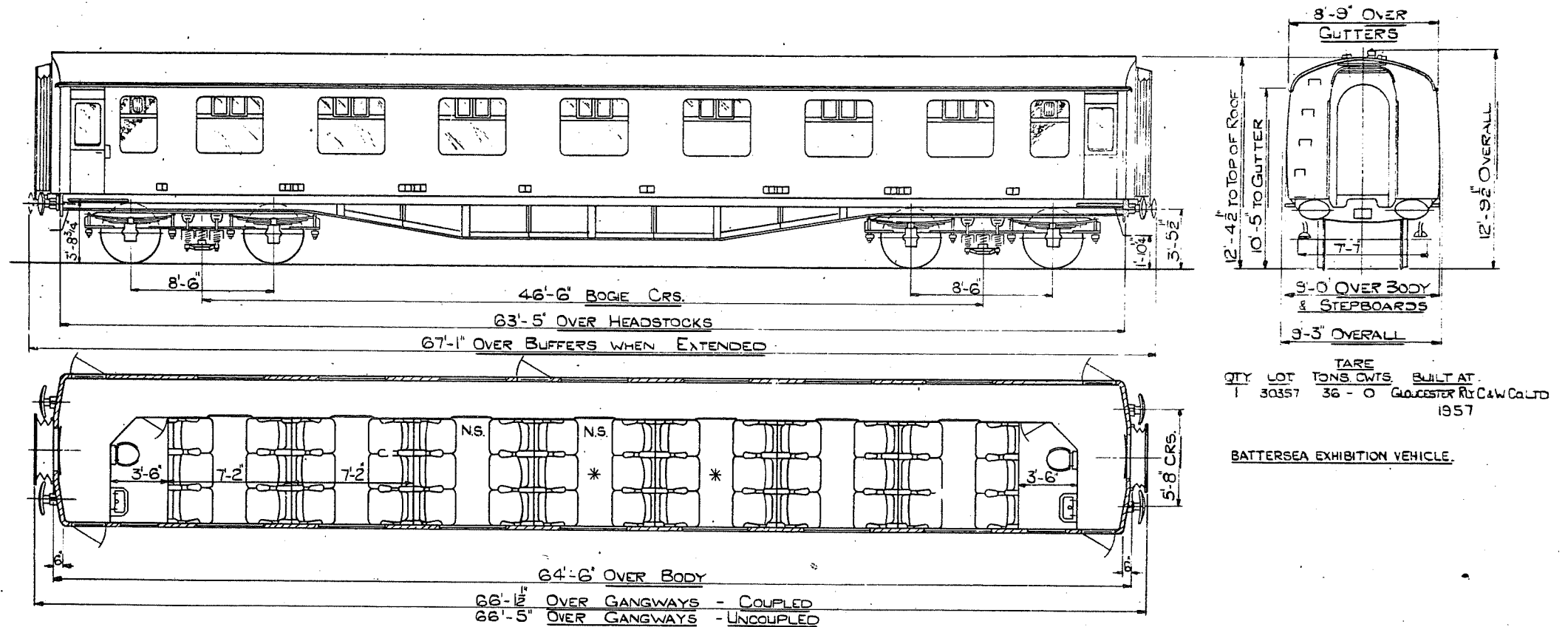
BATTERSEA EXHIBITION VEHICLE.

6 FIRSTS      36 SEATS  
2 LAVATORIES (LADIES & GENTS) LADIES POWDER ROOM  
N.S. NON SMOKING



# FIRST CLASS CORRIDOR. (PROTOTYPE)

BR.118



TARE				BUILT AT
QTY	LOT	TONS	CWTS	
1	30357	36	0	GLoucester Rly C&W Co Ltd 1957

BATTERSEA EXHIBITION VEHICLE.

7 FIRSTS 42 SEATS.  
2 LAVATORIES.  
N.S. NON-SMOKING.

\* COMP. FITTED WITH AUTOMATIC TEMPERATURE CONTROL

SCALE 0 2 4 6 8 10 FEET

B.R. 119



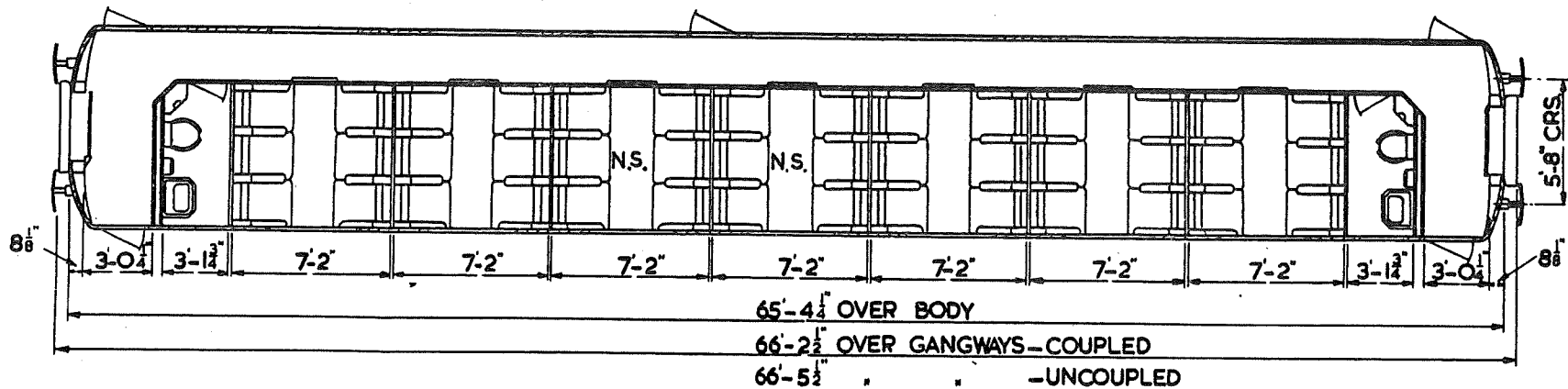
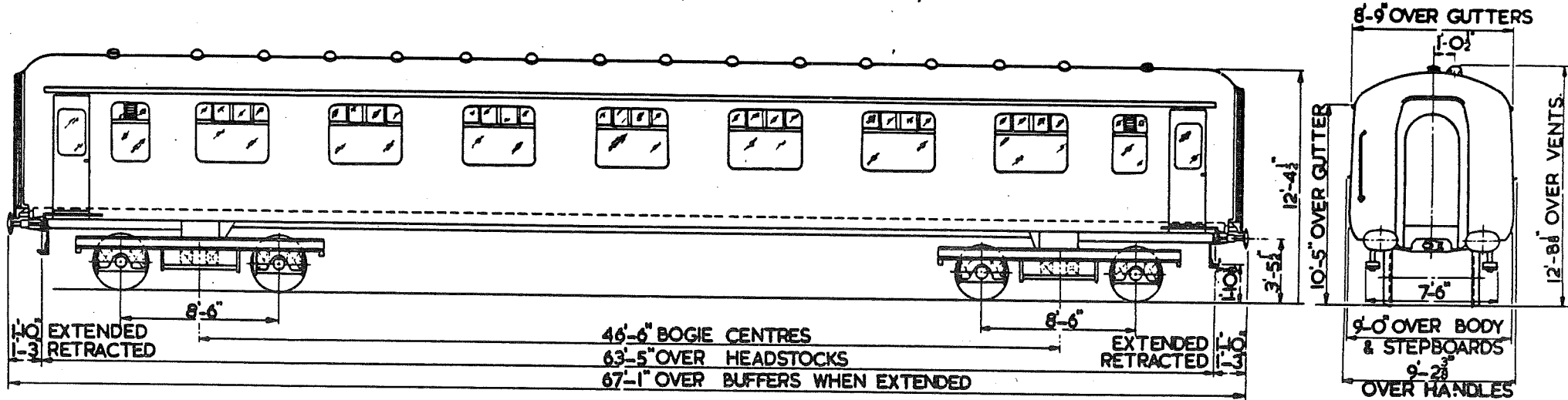
BATTERSEA EXHIBITION  
VEHICLE

6 FIRSTS-36 SEATS. 2 LAVATORIES.

SCALE  FEET

CORRIDOR FIRST (INTEGRAL DESIGN)

B.R.120

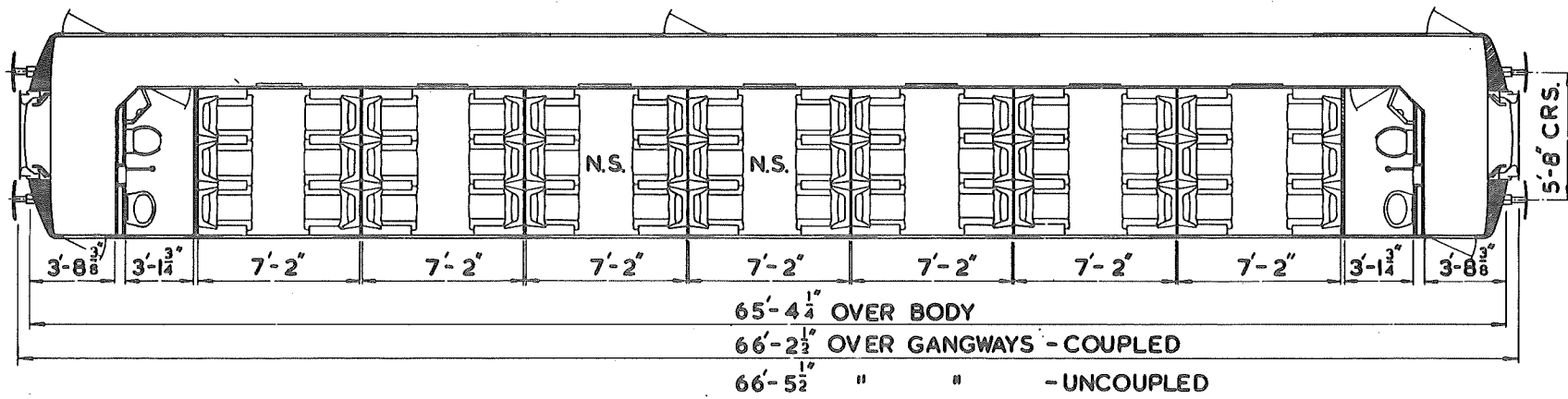
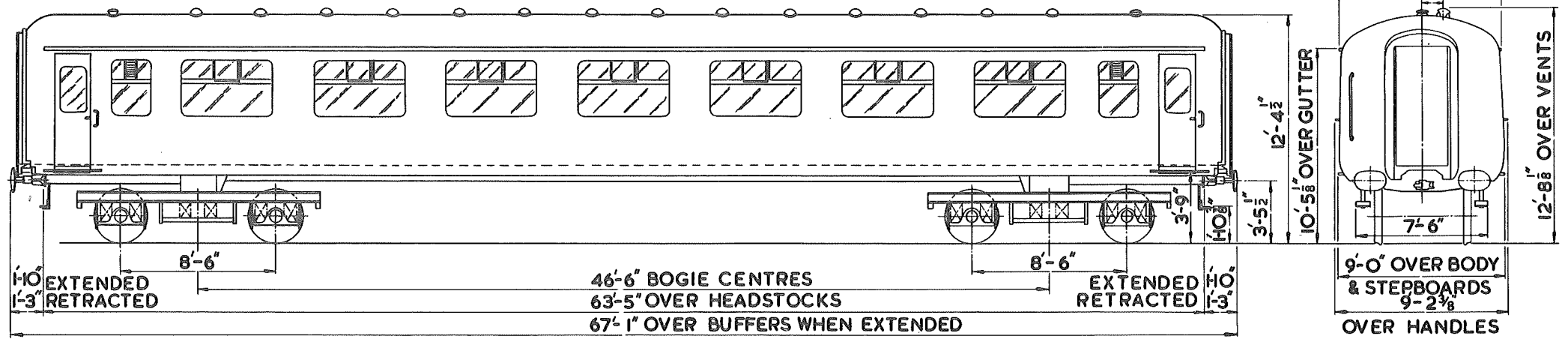


FIRST CLASS- 42 SEATS  
2 LAVATORIES  
N.S. NON SMOKING

TARE				
QTY	LOT	TONS.	CWTS.	BUILT AT
1	30550	30	0	SWINDON 1963



CORRIDOR FIRST  
(MK.IIA)



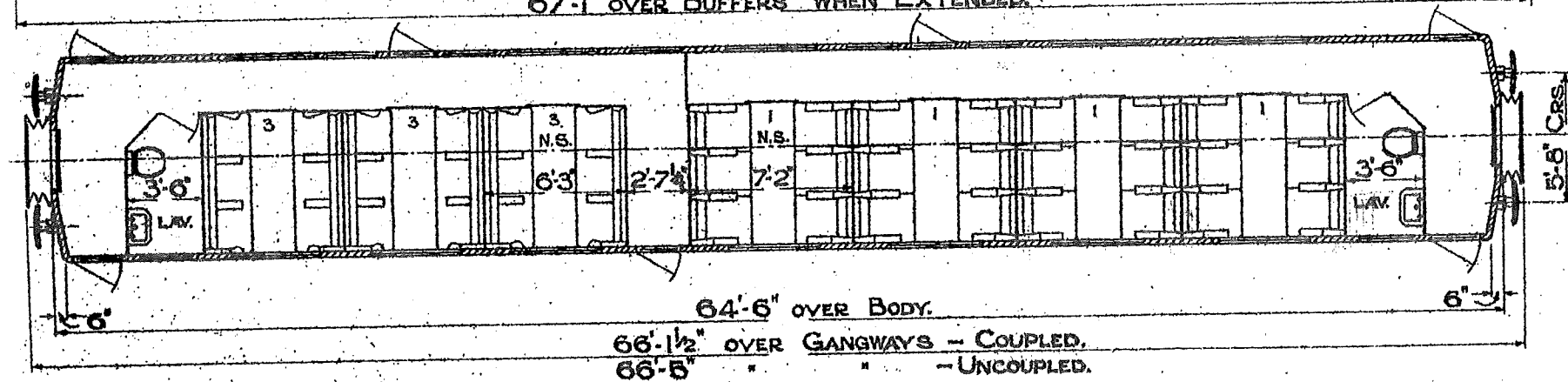
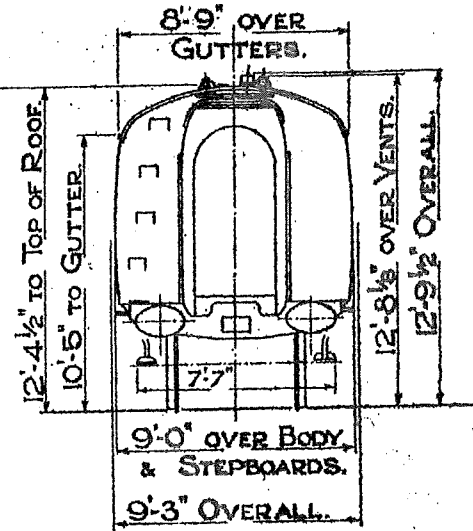
FIRST CLASS:-42 SEATS  
2 LAVATORIES  
NS--NON-SMOKING



B.R. 126

Technical drawing of a passenger car showing side elevation and dimensions. The car is a long, rectangular vehicle with a series of windows and doors. The drawing includes the following dimensions:

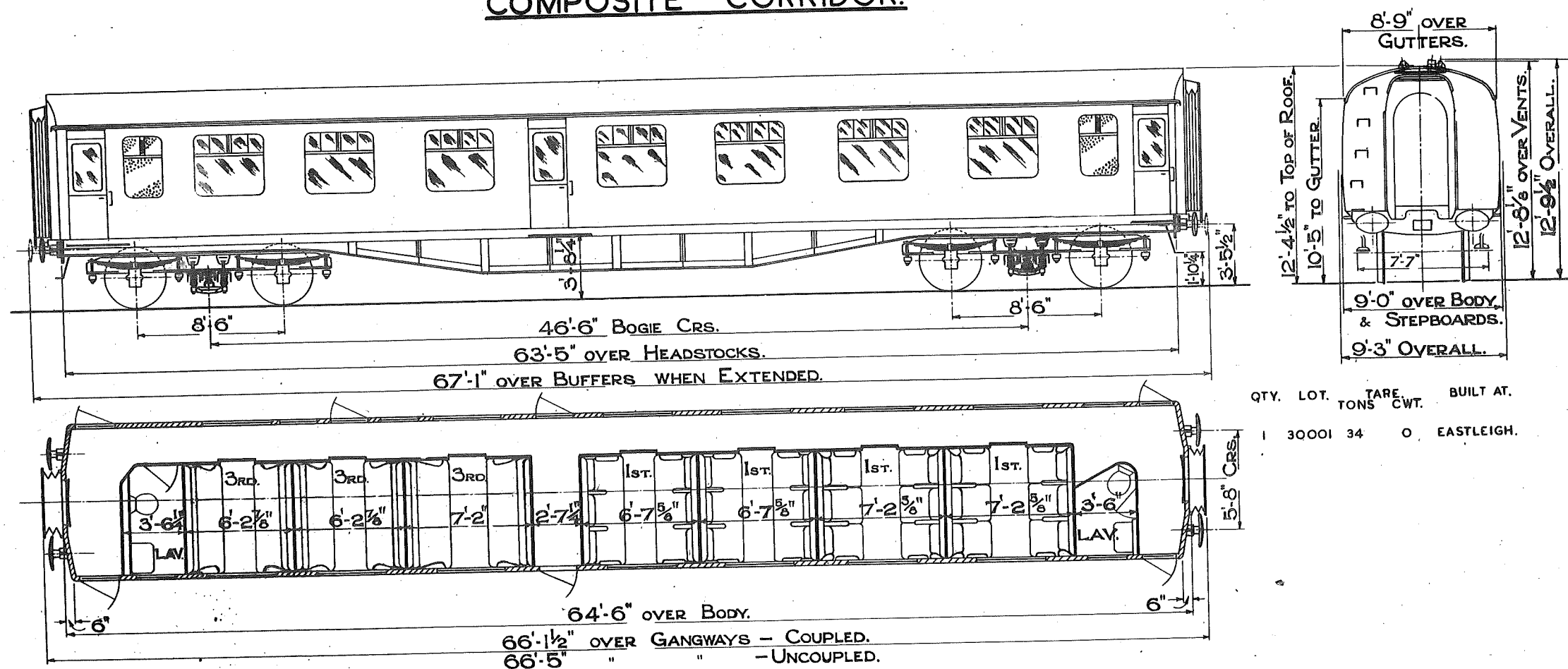
- 46'6" BOGIE CRS.** (Bogie centers)
- 63'5" OVER HEADSTOCKS.**
- 67'1" OVER BUFFERS WHEN EXTENDED.**
- 8'6"** (Wheelbase dimension)
- 3'8 3/4"** (Height dimension)
- 1'0 1/2"** (Height dimension)
- 3'5 1/2"** (Height dimension)



4 FIRSTS 24 SEATS. 2 LAVATORIES.  
3 THIRDS 18 SEATS.  
N.S. NON-SMOKING.

QTY.	LOT.	TARE.	TONS. CWTs.	BUILT AT.
20	30004			DERBY.
206	30005			METRO-C.
40	30016			CRAVENS.
44	30022	33	10	EASTLEIGH. 1951
29	30033			DERBY.

SCALE  FEET.

COMPOSITE - CORRIDOR.

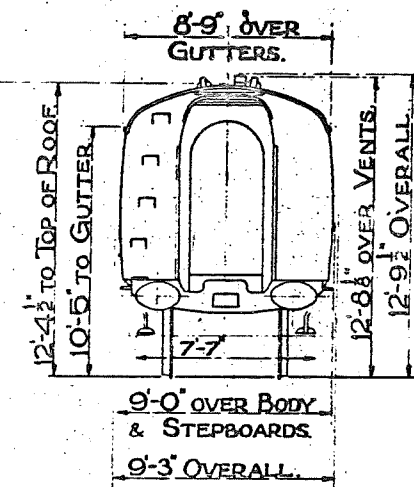
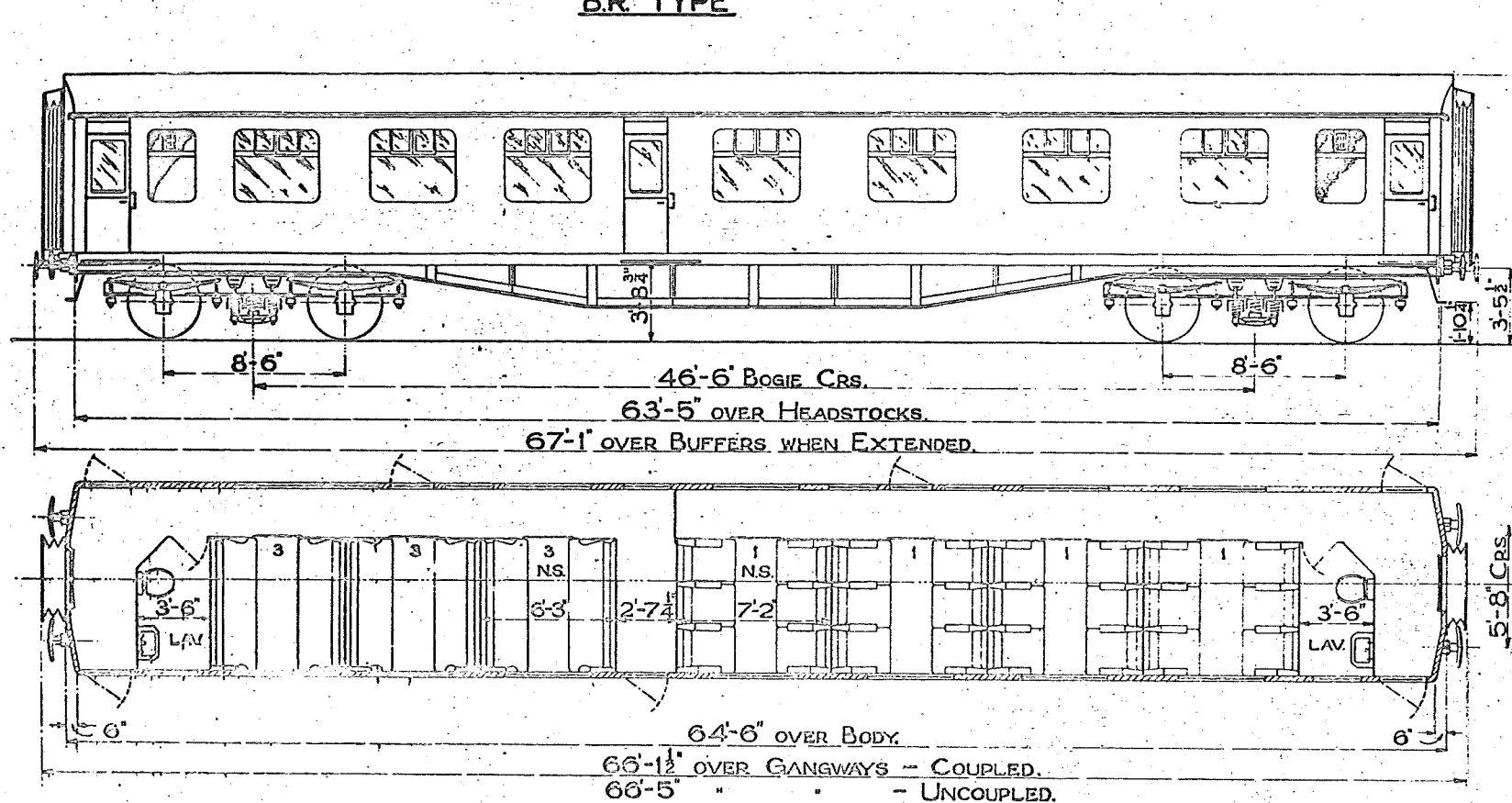
QTY.	LOT.	TARE TONS	TARE CWT.	BUILT AT.
1	30001	34	0	EASTLEIGH.

4 FIRSTS 24 SEATS. 2 LAVATORIES.  
3 THIRDS 24 SEATS.

SCALE 0 2 4 6 8 10 FEET.

B.R. TYPE

B.R. 128

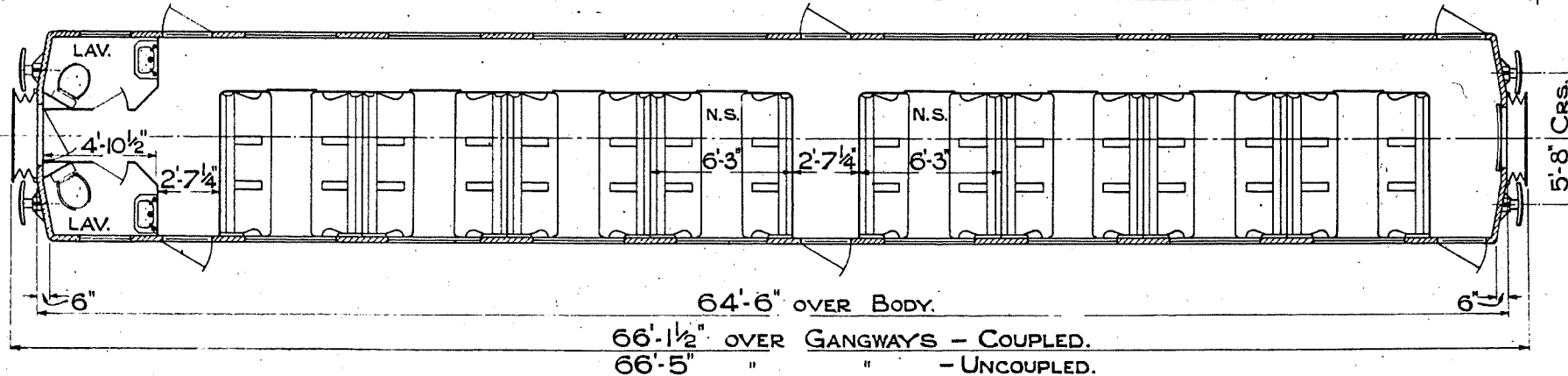
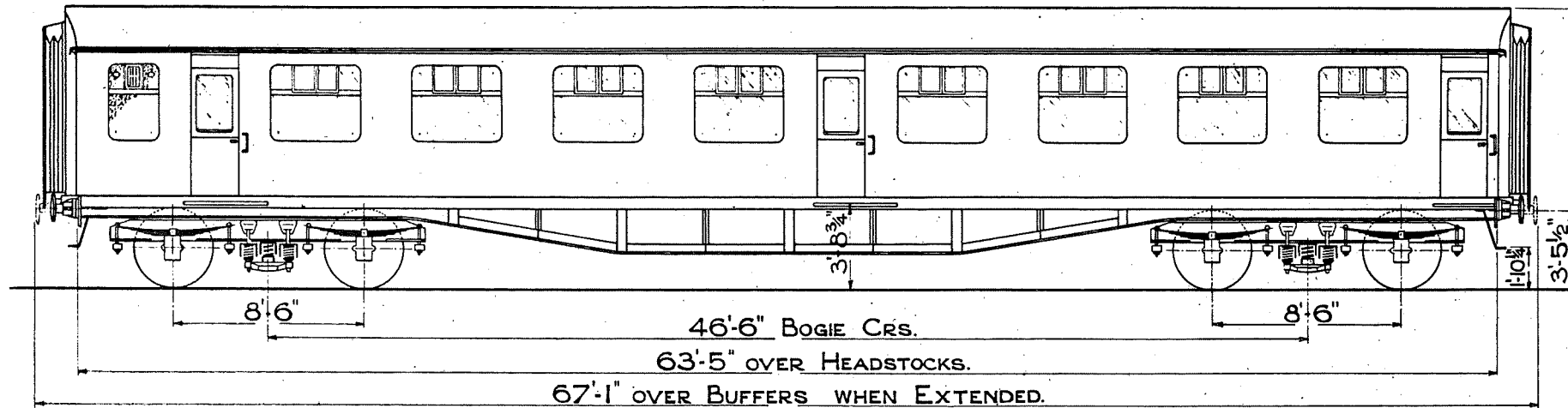


		<u>TARE</u>		<u>BUILT AT</u>
<u>QTY</u>	<u>LOT</u>	<u>TONS</u>	<u>CWTS</u>	
10	30063			METRO. C
11	30078	33 - 0		DEARB. 1954.
7	30081	33 - 0		do.

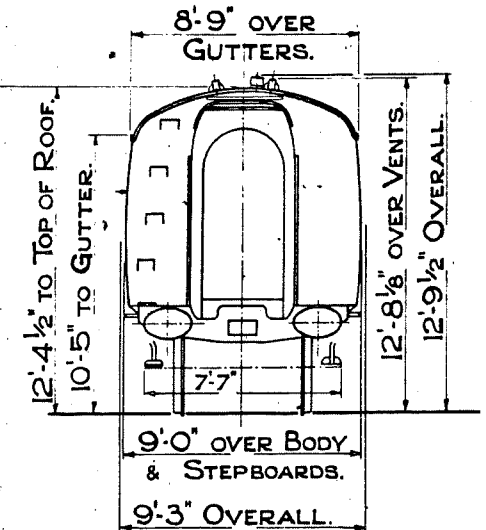
4 FIRSTS 24 SEATS. 2 LAVATORIES.  
3 THIRDS 24 SEATS.  
N.S. NON - SMOKING.

# THIRD CLASS - CORRIDOR. B.R. TYPE - C.

B.R. 146



8 THIRDS - 48 SEATS.  
2 LAVATORIES  
NS. NON-SMOKING.



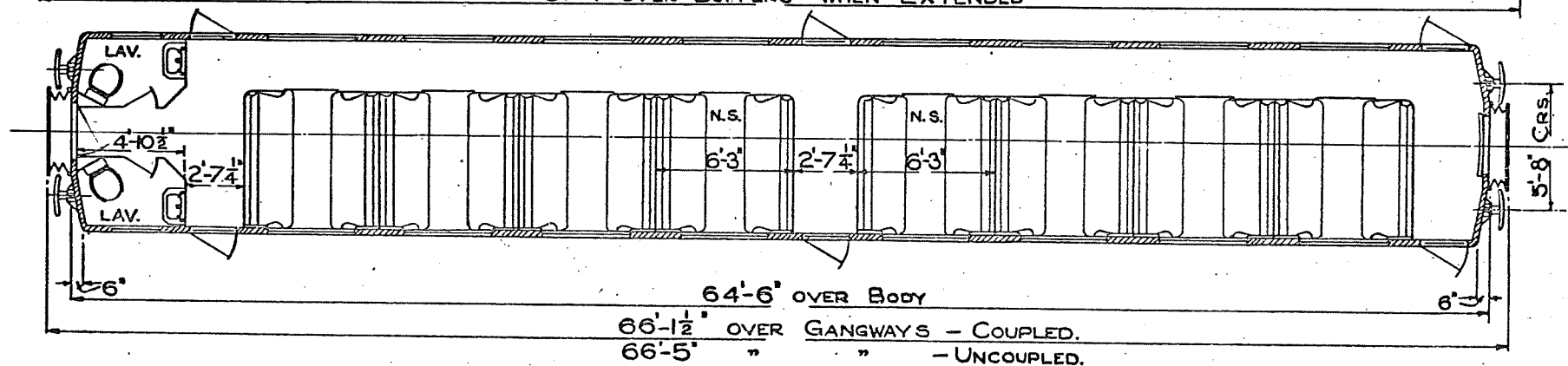
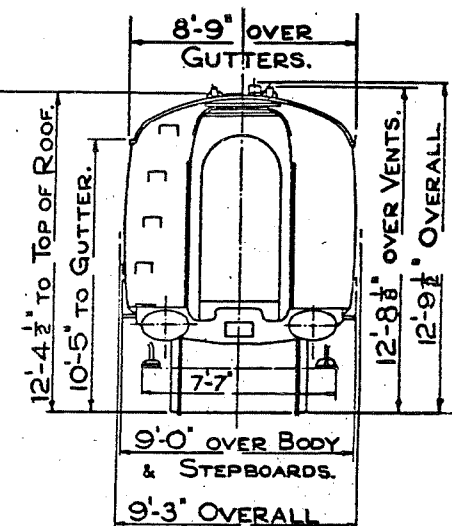
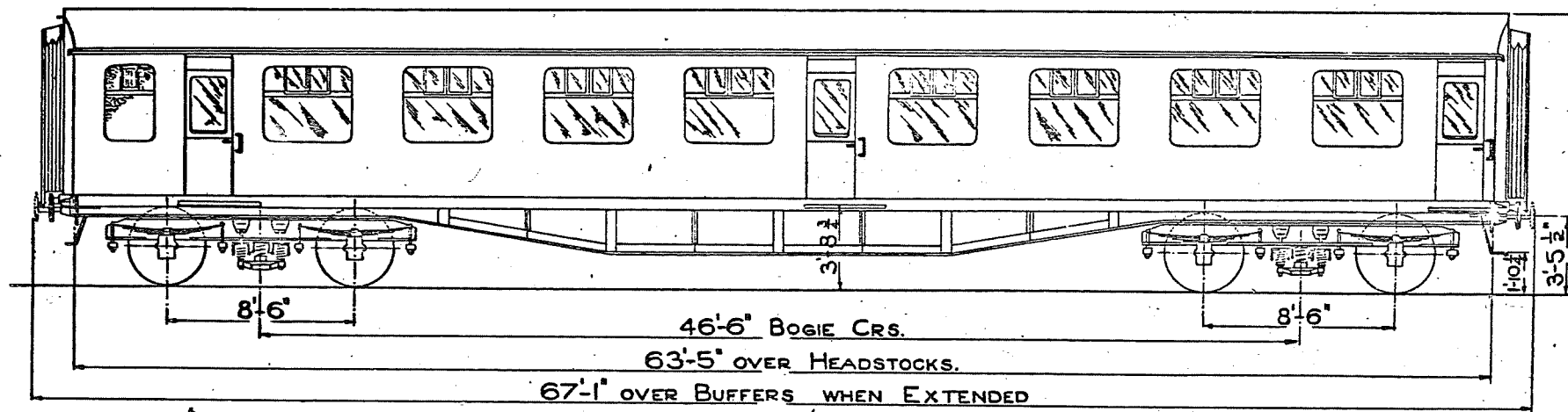
QTY.	LOT.	TARE. TONS. CWTs.	BUILT AT.
180	30002	33-10	DERBY 1951
65	30007	34-0	B'HAM C&W 1953.
40	30015	33-0	DONCASTER 1951.
30	30020	34-0	EASTLEIGH 1952.
82	30026	33-0	YORK 1951.
50	30030	34-0	DERBY 1953.
12	30044	33-0	YORK 1952.
100	30057	34-0	B'HAM. C & W 1953
25	30058	" "	CRAVENS "
10	30072	" "	WOLVERTON "
25	30073	" "	" " "
42	30078	33-0	SWINDON 1954
22	30088	" "	" " "
85	30070	" "	YORK "
23	30137	" "	B'HAM C&W "
126	30153	" "	DERBY 1955.
30	30154	" "	" " 1956.
70	30208	" "	WOLVERTON 1956
120	30349		

SCALE 0 2 4 6 8 10 FEET.

# THIRD CLASS - CORRIDOR.

B.R. TYPE

B.R. 147



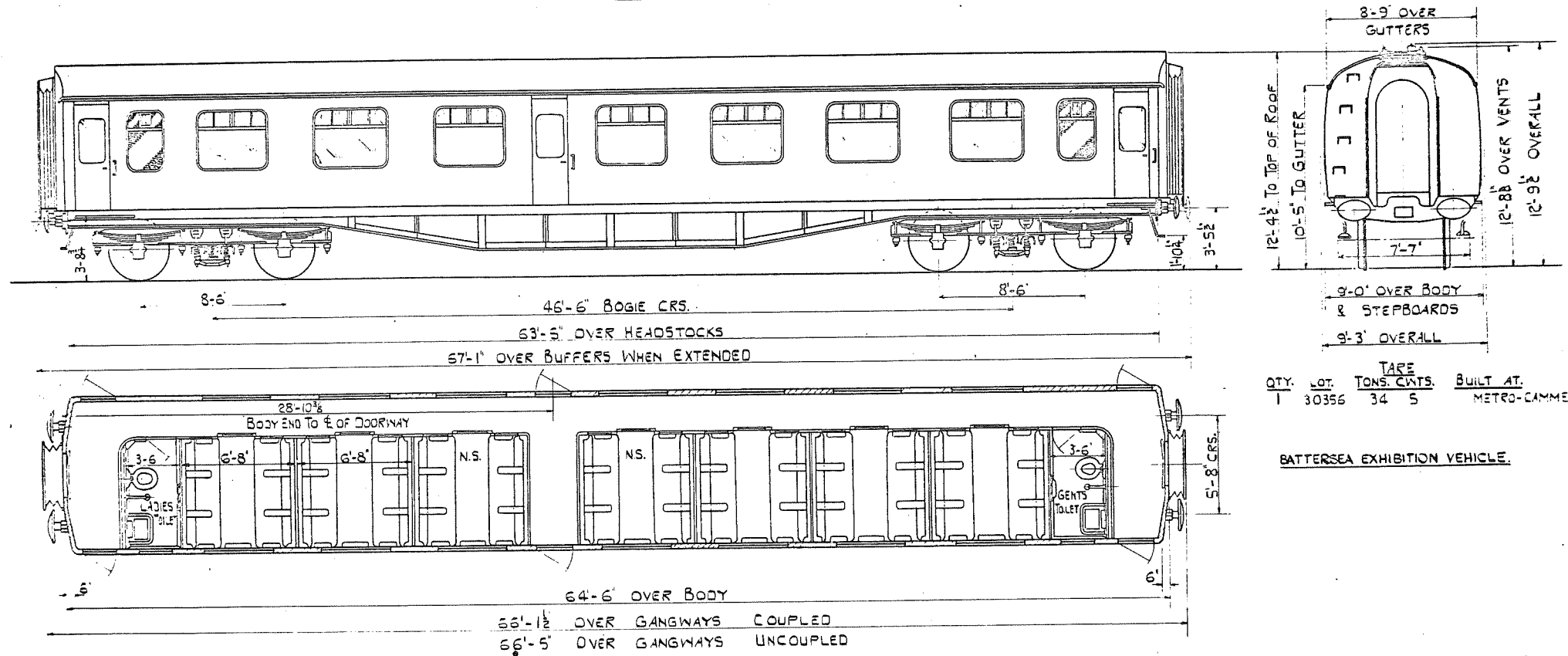
8 THIRDS 64 SEATS.  
2 LAVATORIES  
NS NON SMOKING.

QTY.	LOT	TARE. TONS. CWTs.	BUILT AT.
20	30059	33 - 0	CRAVENS 1952
10	30088	33 - 0	YORK 1952
8	30077	33 - 0	SWINDON.

SCALE 0 2 4 6 8 10 FEET.

SECOND CLASS CORRIDOR.  
(PROTOTYPE)

B.R.148.



QTY.	LOT.	TARE	TONS. CWTs.	BUILT AT.
1	30356	34	5	METRO-CAMMELL 1957

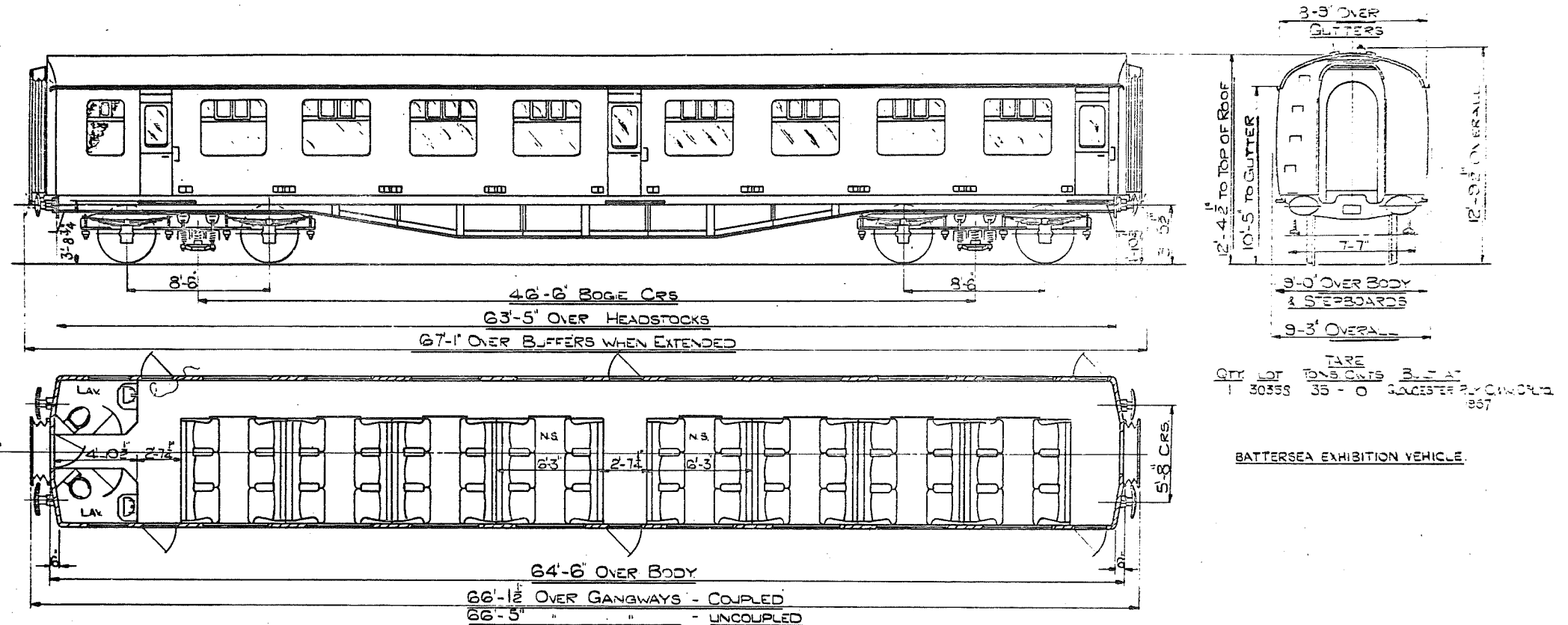
BATTERSEA EXHIBITION VEHICLE.

7 SECONDS 42 SEATS  
2 LAVATORIES (LADIES & GENTS)  
N.S. NON SMOKING

SCALE 0 2 4 6 8 10 FEET.

# SECOND CLASS CORRIDOR (PROTOTYPE)

BR.149.

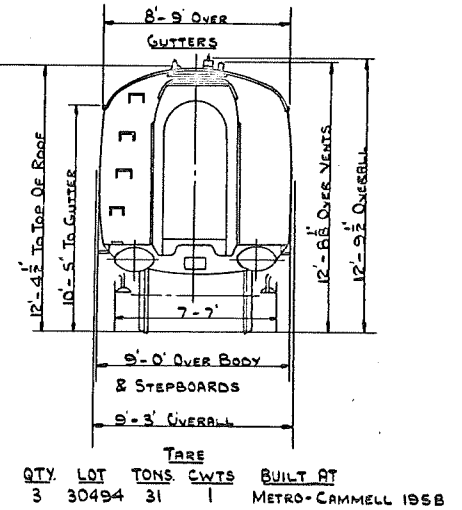
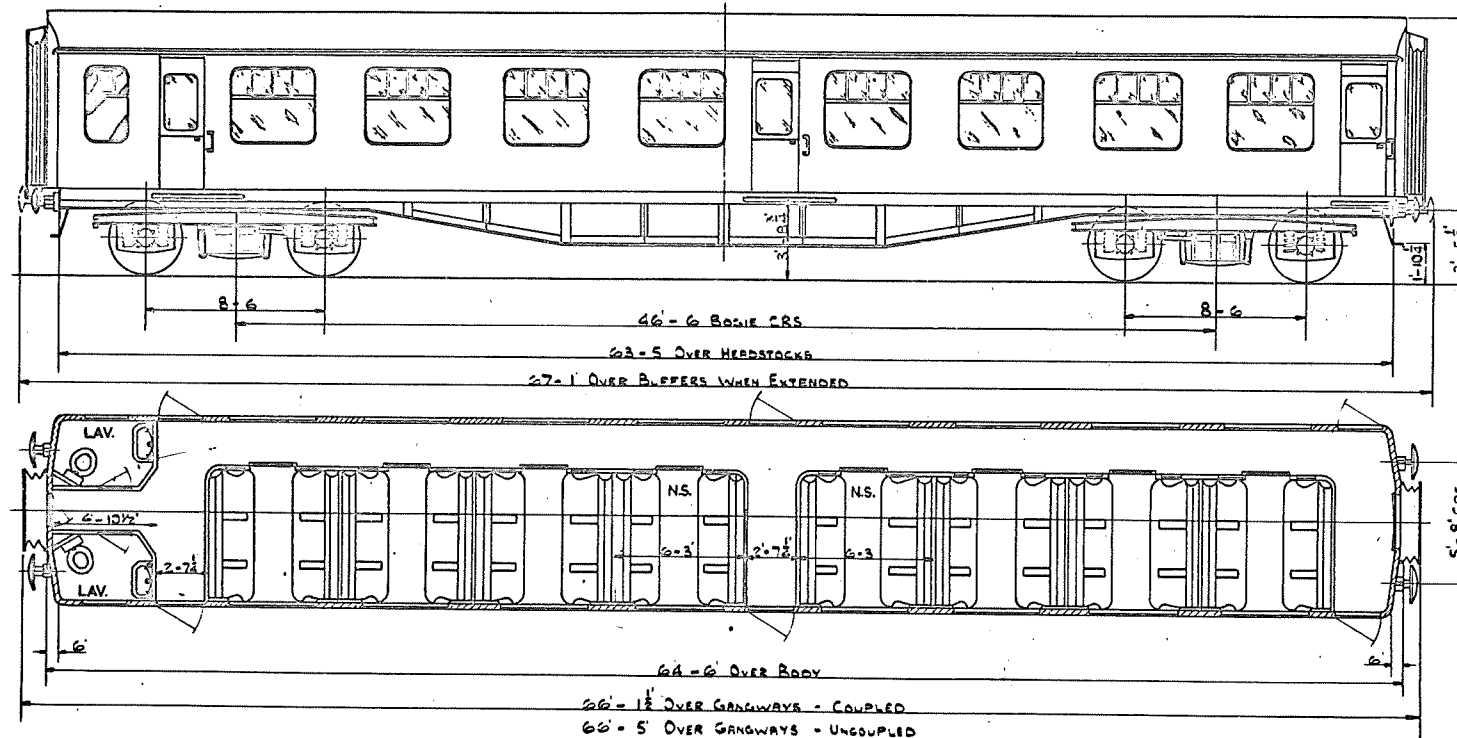


8 SECONDS 48 SEATS.  
2 LAVATORIES.  
N.S. NON-SMOKING

SCALE 0 2 4 6 8 10 FEET

**SECOND CLASS - CORRIDOR,  
WITH METRO-SCHLIEREN BOGIES**

**BR.150**

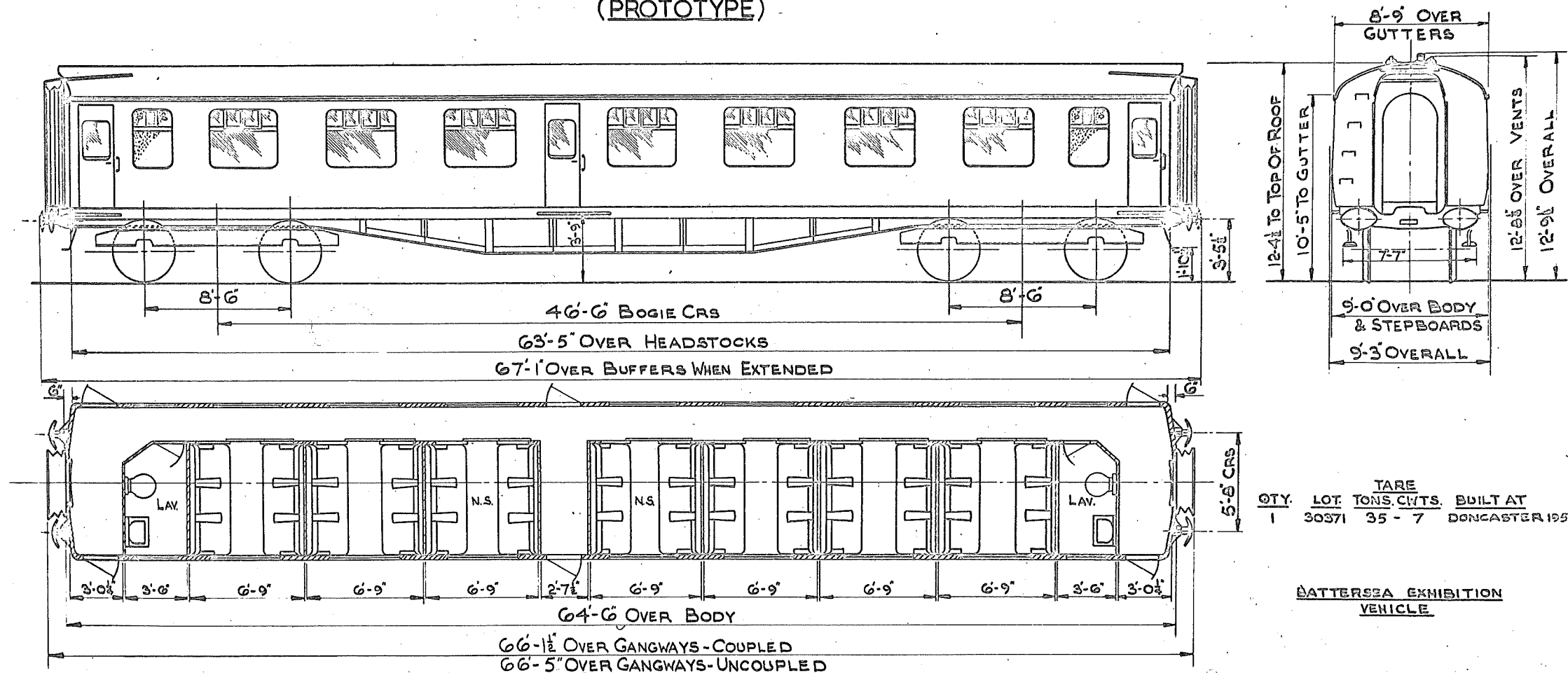


**8 SECONDS - 48 SEATS.**  
**2 LAVATORIES.**  
**N.S. NON - SMOKING.**



# SECOND CLASS CORRIDOR (PROTOTYPE)

B.R.151

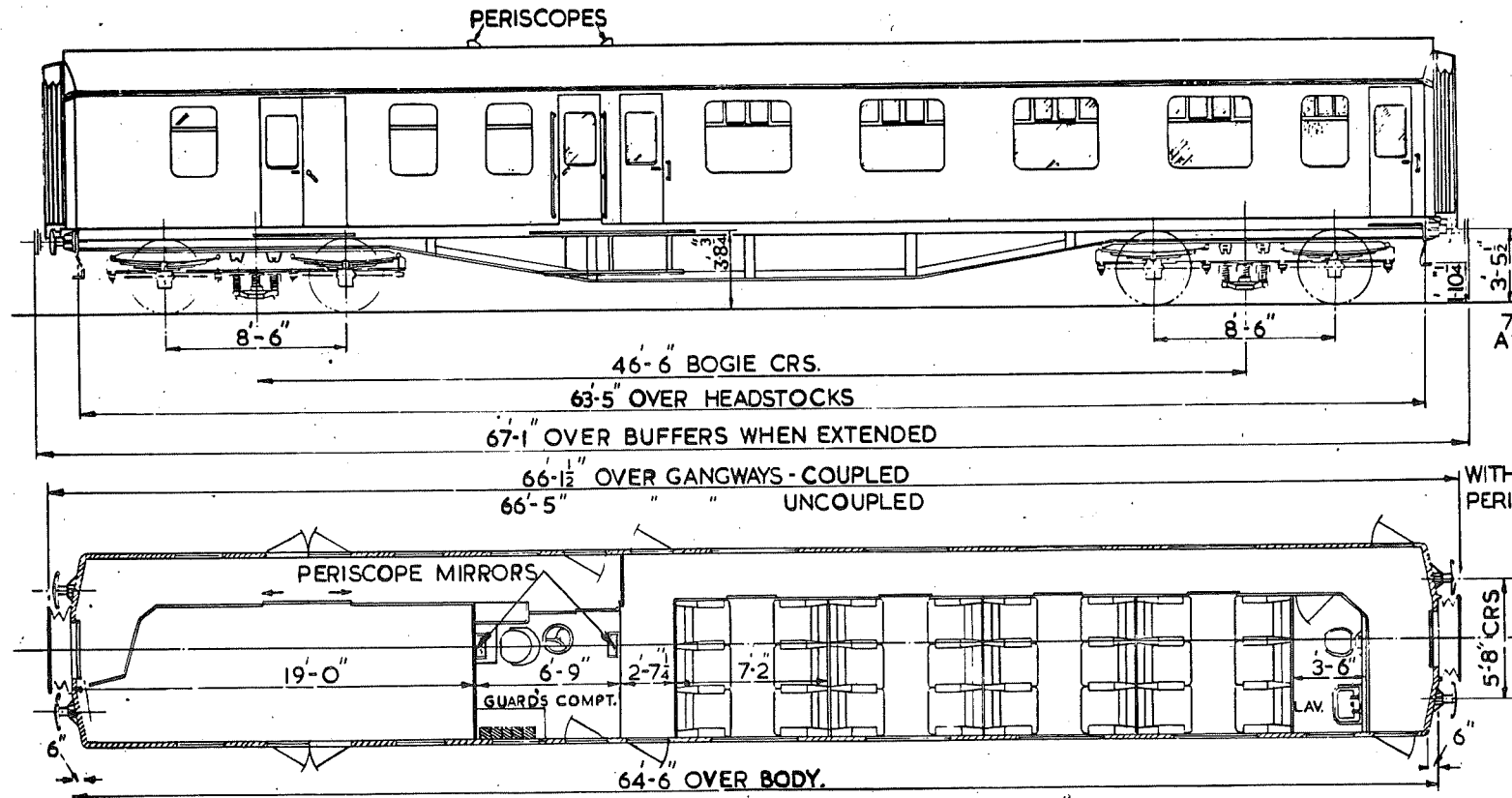


QTY.	LOT.	TARE TONS.	CWTS.	BUILT AT
1	30371	35	7	DONCASTER 1957

BATTERSEA EXHIBITION  
VEHICLE

7 SECONDS-42 SEATS 2 LAVATORIES

SCALE 0 2 4 6 8 10 FEET

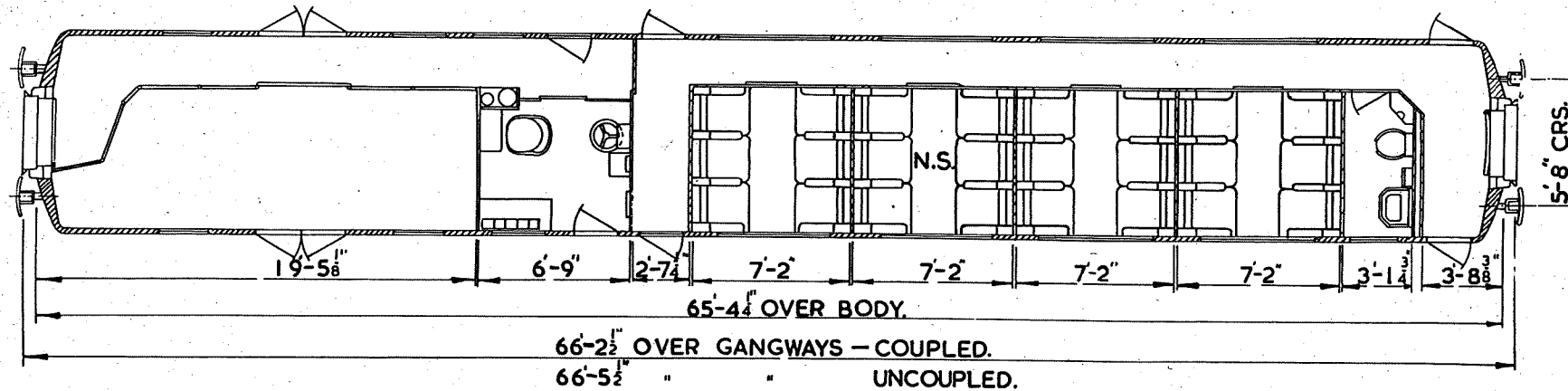
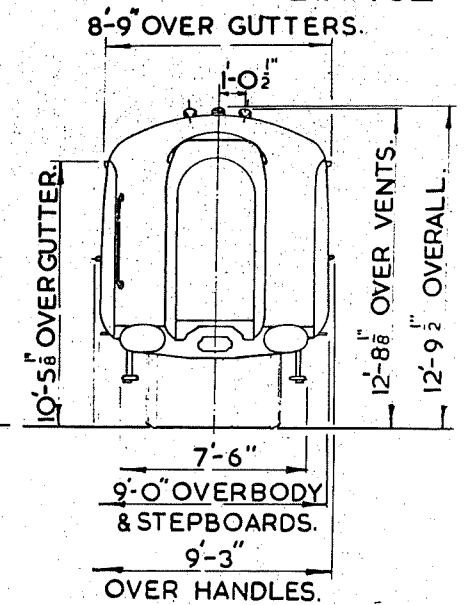
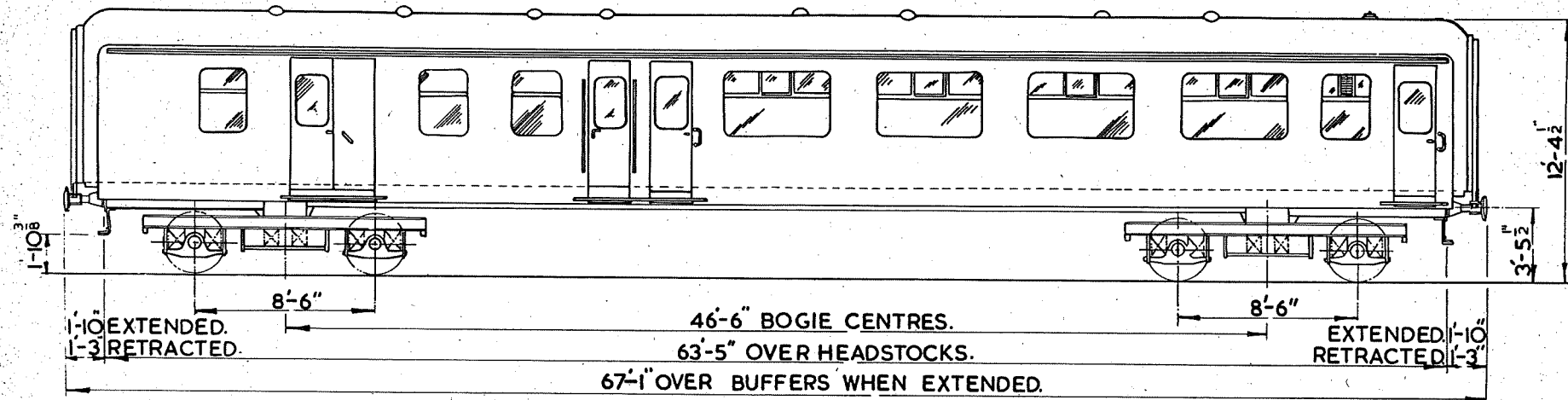
BRAKE FIRST - CORRIDOR

			TARE	
	QTY	LOT	TONS CWTs.	BUILT AT
WITHOUT PERISCOPES	2	30148	33-13	SWINDON 1959
	5	30218	33-16	SWINDON 1959
	6	30382	33-16	SWINDON 1960

4 FIRSTS 24 SEATS. | GUARDS COMPT. | LUGGAGE COMPT. | LAVATORY N.S.- NON - SMOKING.

# BRAKE FIRST - CORRIDOR (INTEGRAL DESIGN)

B.R. 162

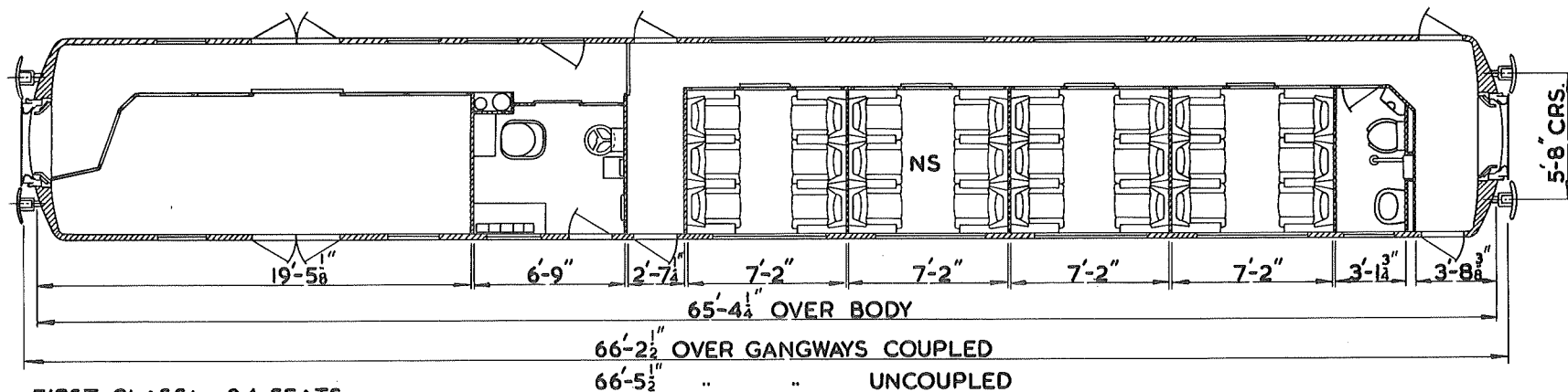
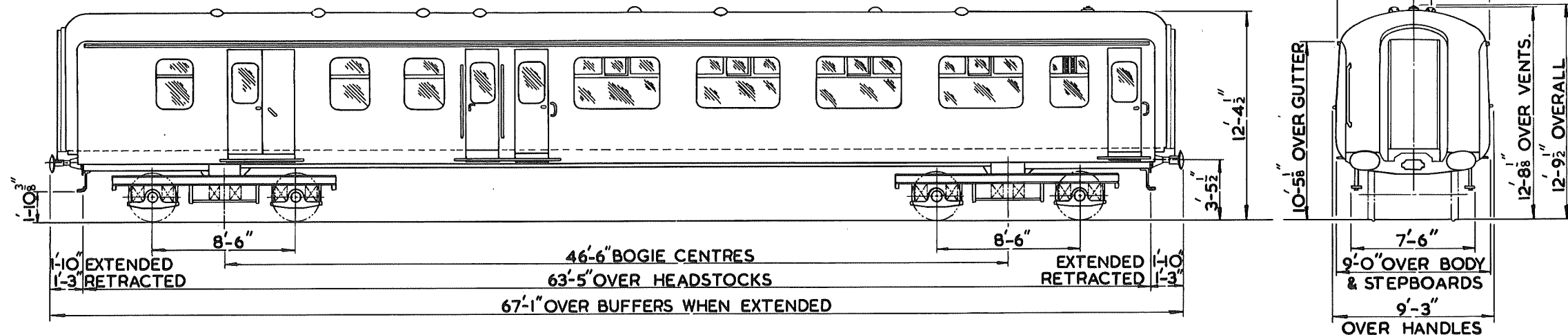


FIRST CLASS:- 24 SEATS.  
1 LAVATORY.

QTY.	LOT	TARE		BUILT AT
		TONS	CWTS	
28	30756			DERBY 1966

SCALE 0 2 4 6 8 10 FEET

BR. 163.

CORRIDOR BRAKE FIRST. (MARK IIA.)

FIRST CLASS:- 24 SEATS  
1 LAVATORY  
NS. NON - SMOKING.



TYPE - D

PERISCOPES.

8'6"

46'-6" BOGIE CRs.

63'-5" OVER HEADSTOCKS.

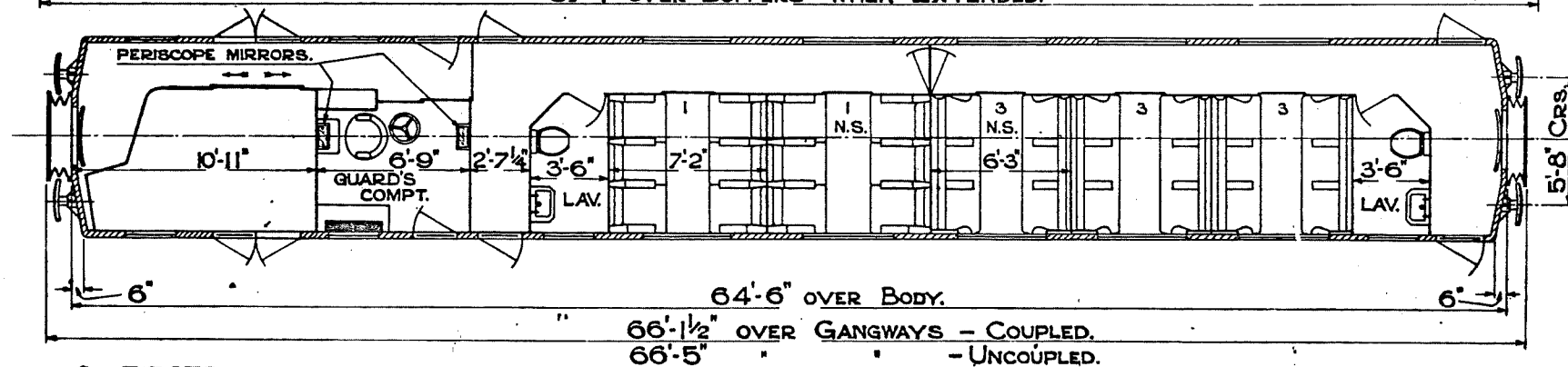
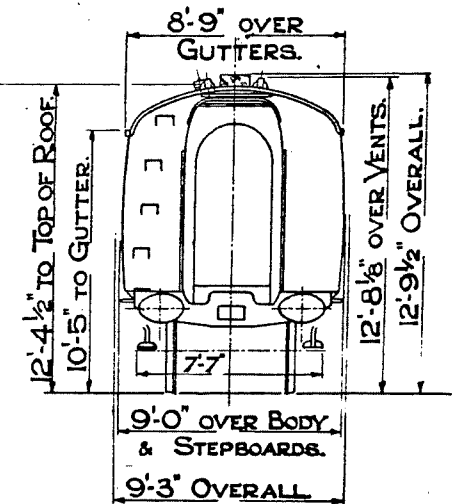
67'-1" OVER BUFFERS WHEN EXTENDED.

3'-5 1/2"

3'-5 1/2"

1'-10"

8'6"



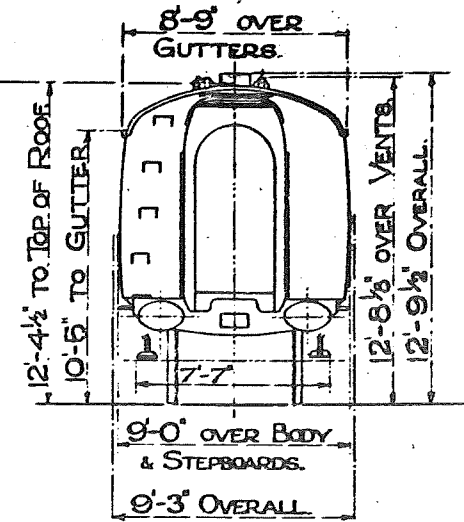
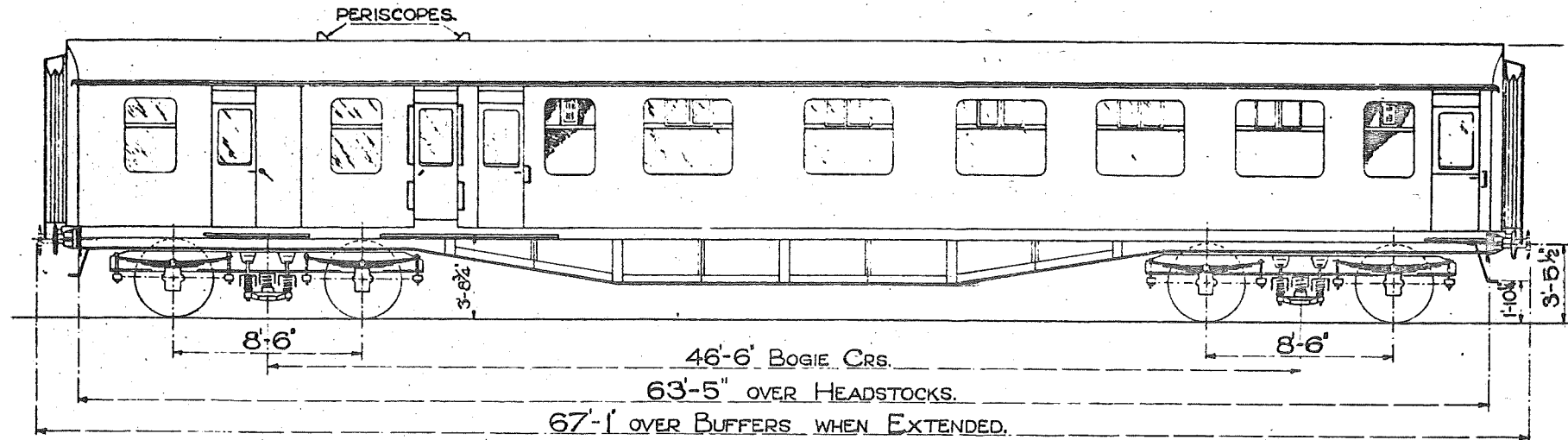
1 GUARDS COMPT.  
1 LUGGAGE COMPT.  
2 LAVATORIES.

<u>QTY.</u>	<u>LOT.</u>	<u>TARE.</u> <u>TONS.CWTS.</u>	<u>BUILT AT.</u>
20	30006		METRO-C.
5	30034		DERBY.

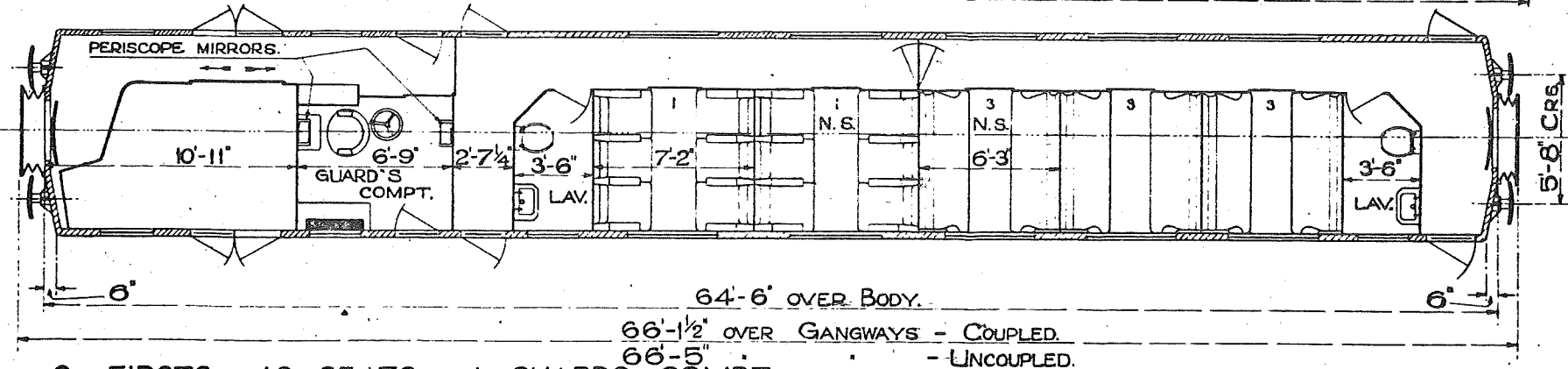
SCALE  FEET.

# BRAKE COMPOSITE - CORRIDOR.

BR. 172



QTY.	LOT.	TARE TONS	CWTS	BUILT AT.
5.	30034.	34-0		DERBY.
32.	30133.			METRO C.



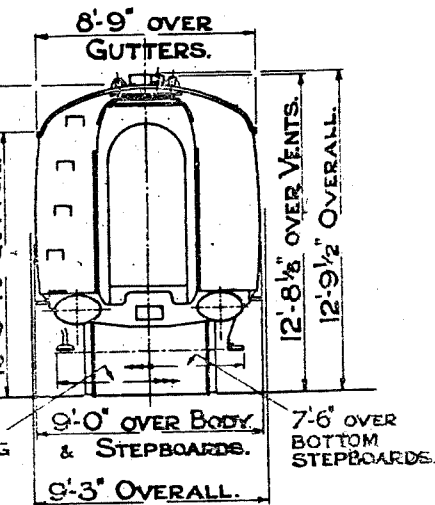
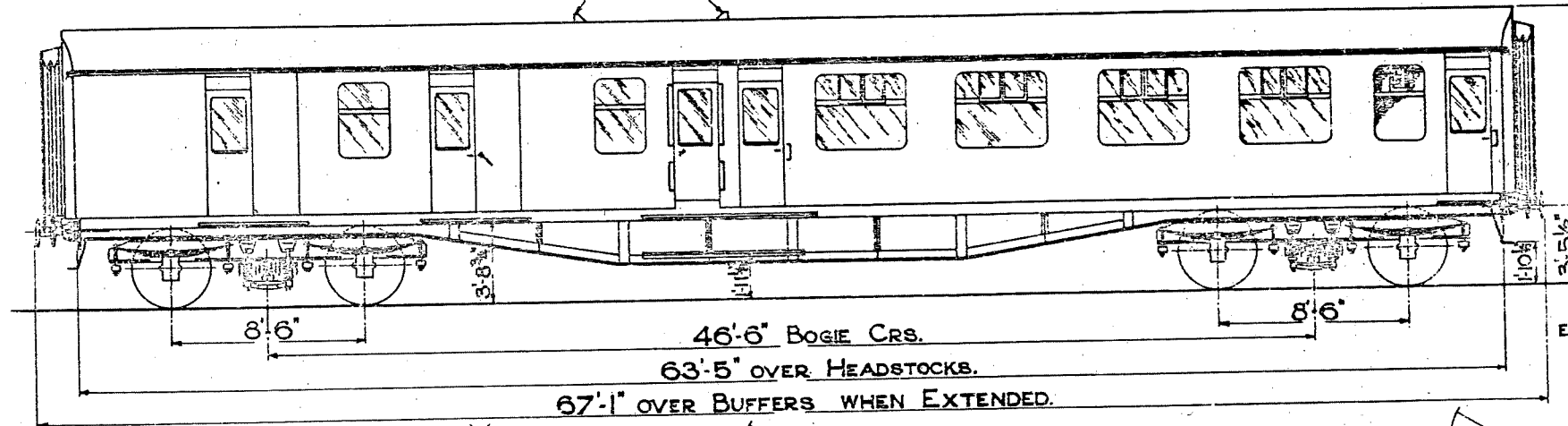
2 FIRSTS 12 SEATS. 1 GUARDS COMPT.  
 3 THIRDS 24 SEATS. 1 LUGGAGE COMPT.  
 N.S. NON-SMOKING. 2 LAVATORIES.

# BRAKE THIRD - CORRIDOR.

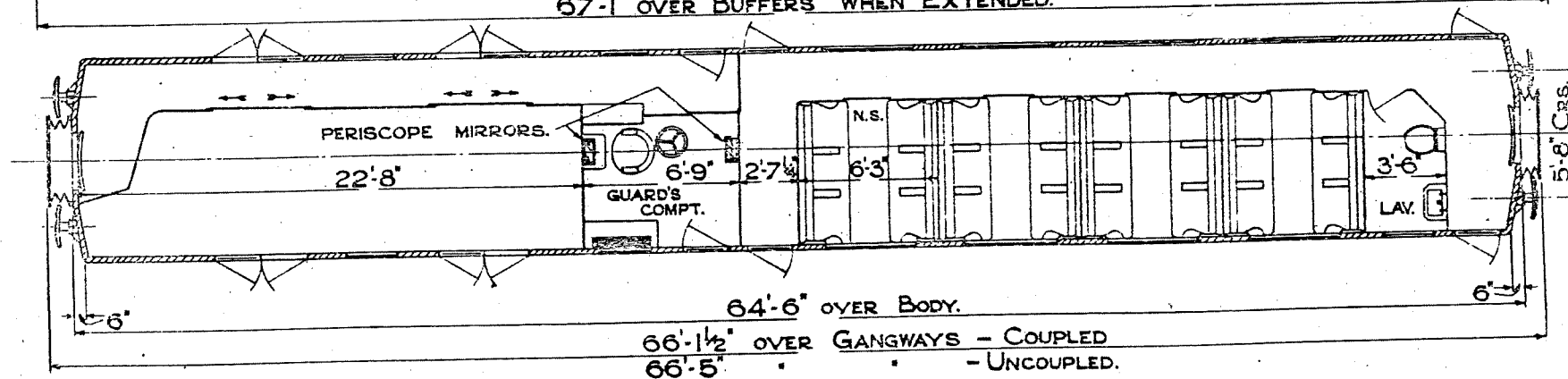
BR 181

B.R. TYPE - E.

PERISCOPES.



QTY.	LOT.	TARE.	BUILT AT.
95	30003	34 - 0	DERBY. 1951.
60	30021	34 - 0	EASTLEIGH. 1951.
130	30025	34 - 0	WOLVERTON 1951
25	30032	34 - 0	WOLVERTON. 1952



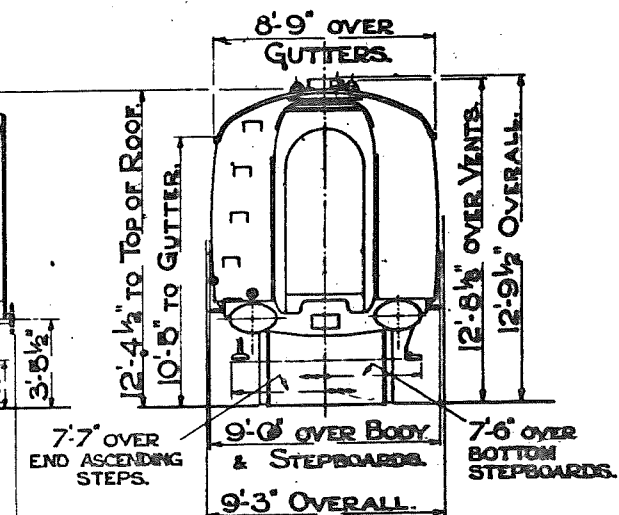
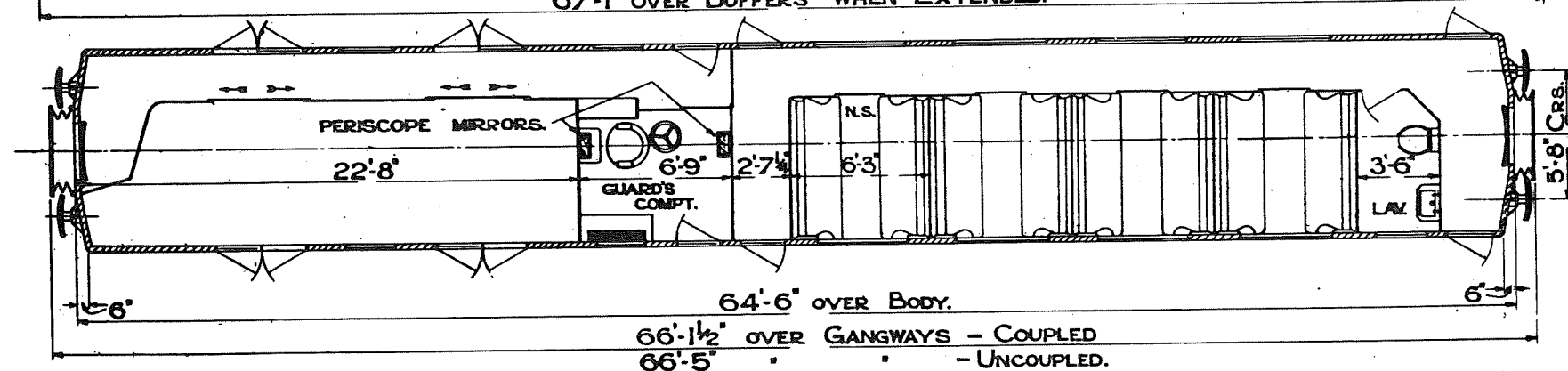
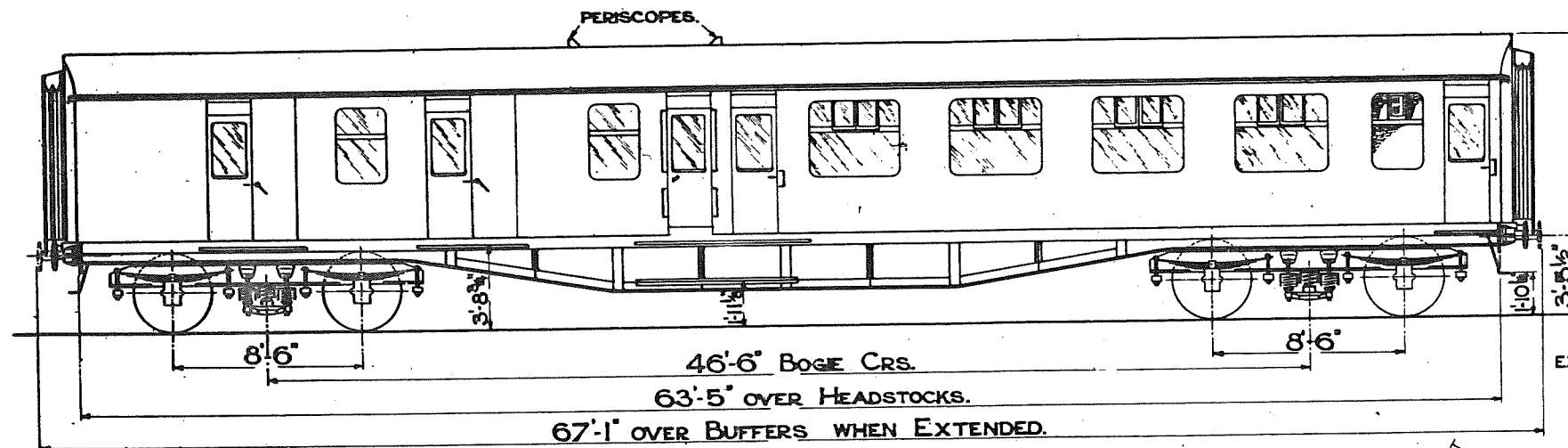
4 THIRDS 24 SEATS.  
1 GUARDS COMPT. 1 LUGGAGE COMPT.  
1 LAVATORY. N.S. NON-SMOKING.

SCALE 0 2 4 6 8 10 FEET.

# BRAKE THIRD - CORRIDOR.

BR 182

B.R. TYPE - E.



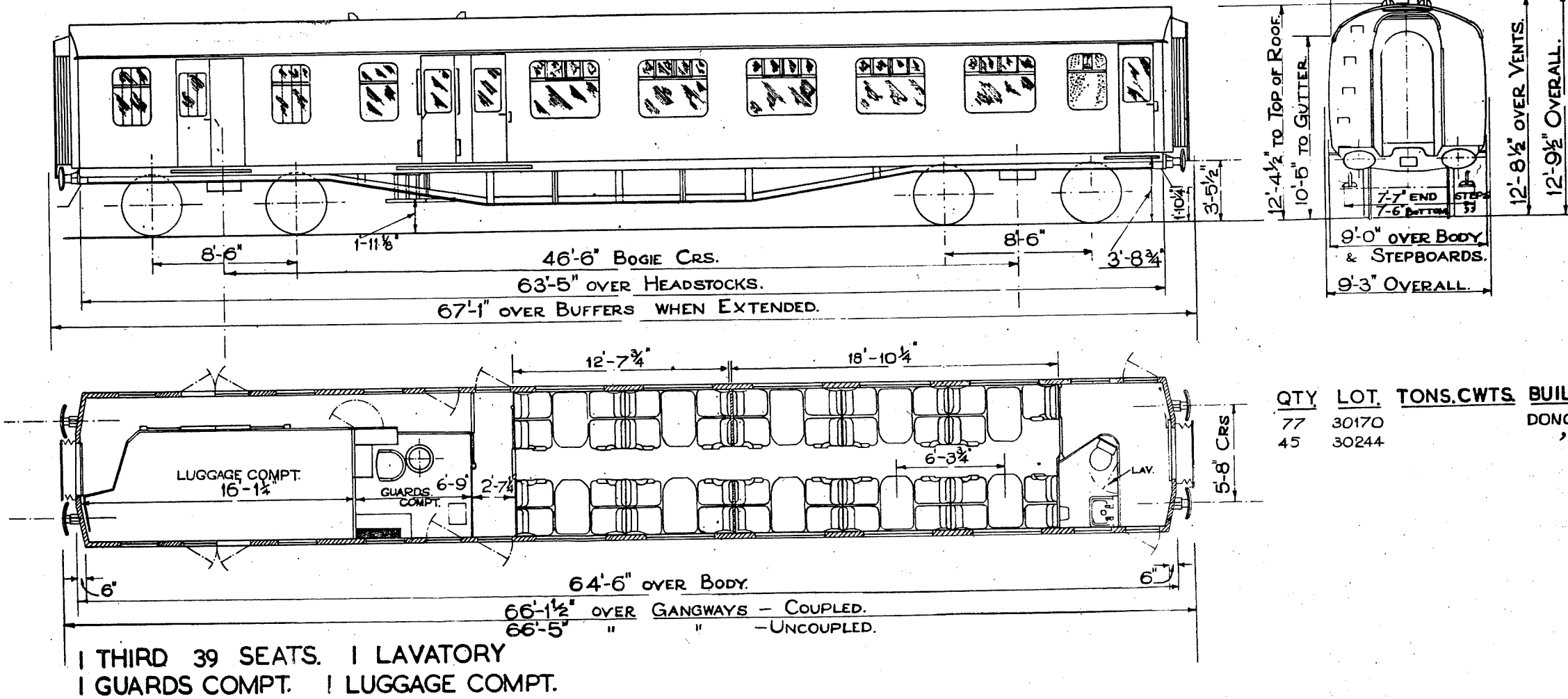
QTY.	LOT.	TARE TONS.	CWTS.	BUILT AT.
12	30065	34	0	WOLVERTON
14	30082			"

4 THIRDS 32 SEATS.  
 1 GUARDS COMPT. 1 LUGGAGE COMPT.  
 1 LAVATORY. N.S. NON-SMOKING.

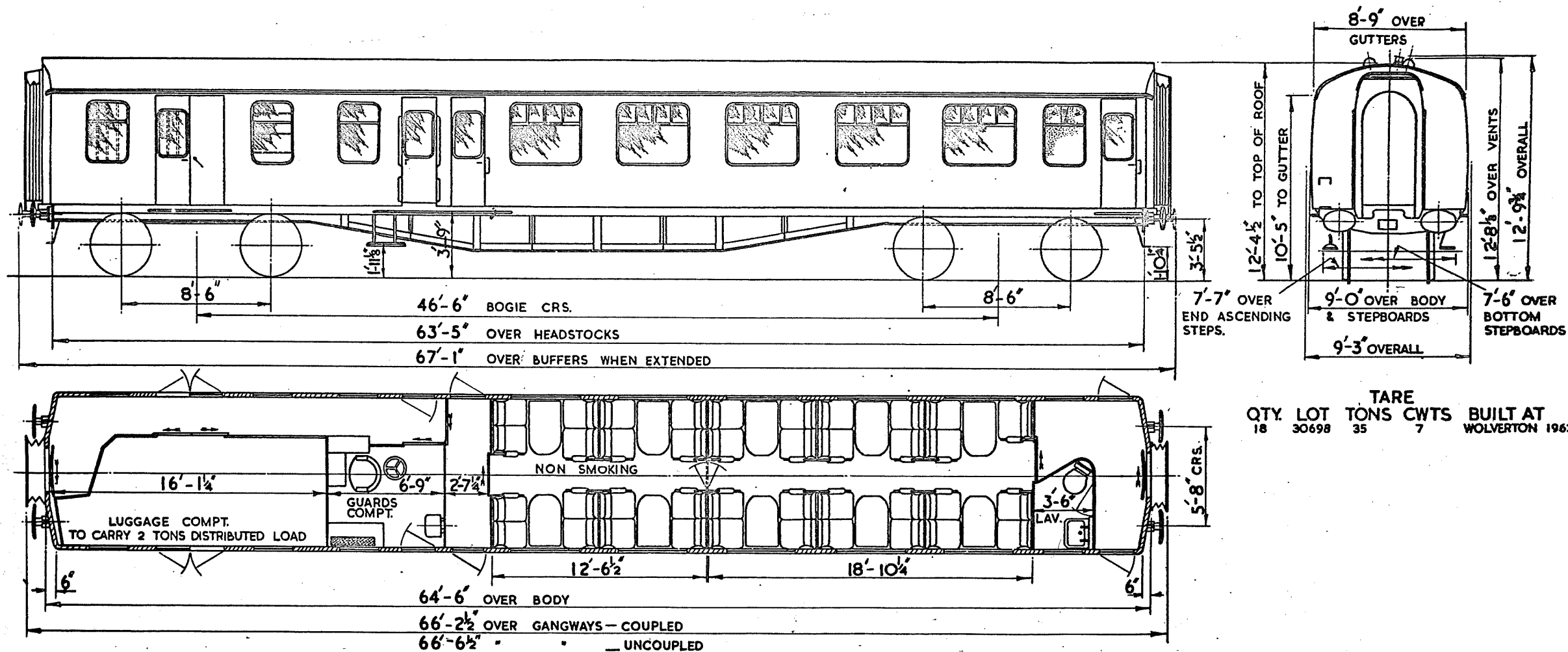
SCALE 0 2 4 6 8 10 FEET.

B.R. 183.

# OPEN THIRD BRAKE



QTY	LOT.	TONS.CWTS.	BUILT AT.
77	30170		DONCASTER
45	30244		"

OPEN SECOND BRAKE

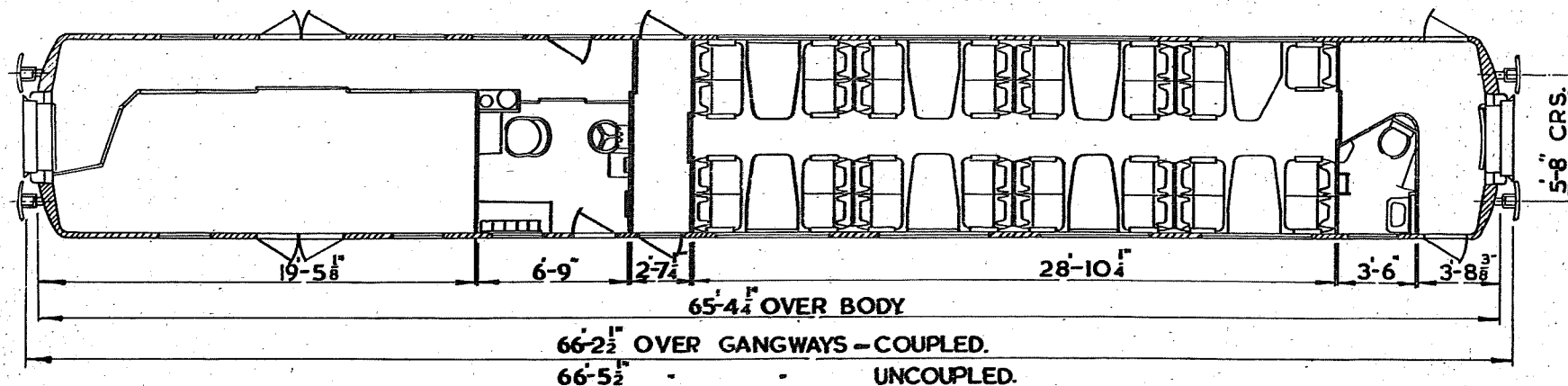
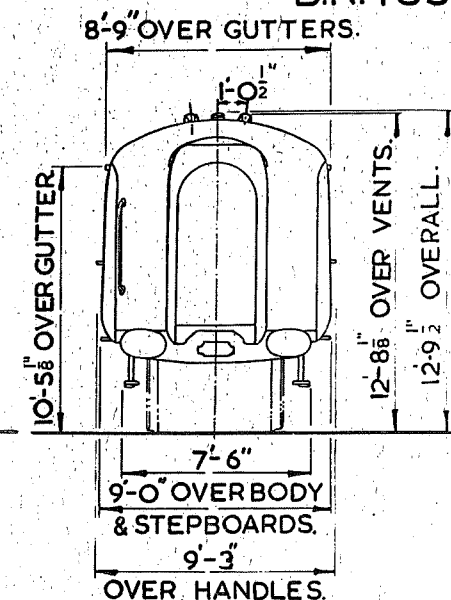
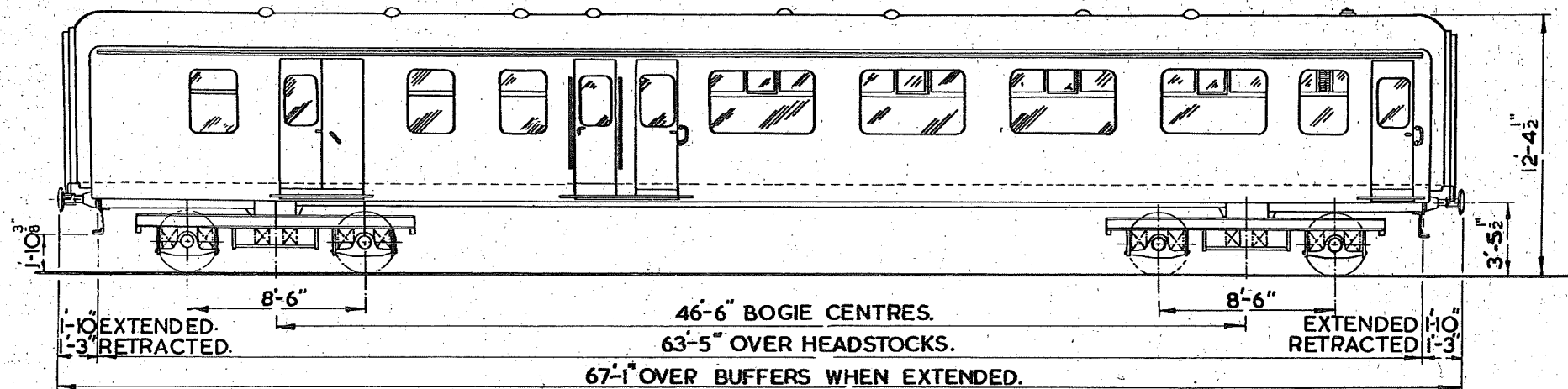
QTY.	LOT	TARE TONS	CWTS	BUILT AT
18	30698	35	7	WOLVERTON 1963

2 SECONDS 39 SEATS  
 1 GUARDS COMPT. 1 LUGGAGE COMPT.  
 1 LAVATORY

FLUORESCENT LIGHTING IN SALOONS

# OPEN SECOND BRAKE (INTEGRAL DESIGN)

B.R. 185



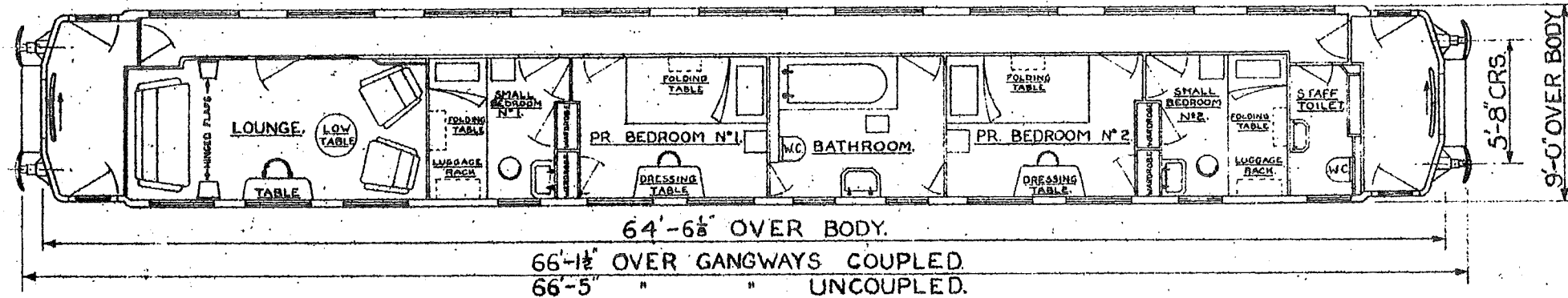
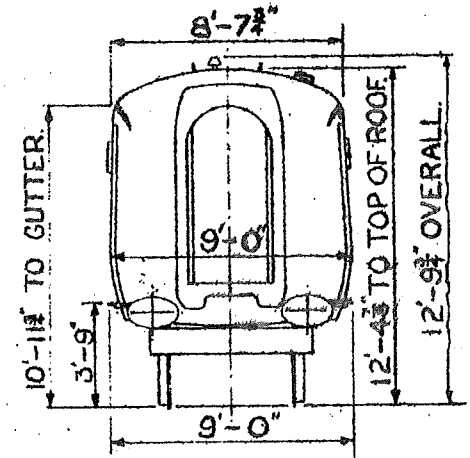
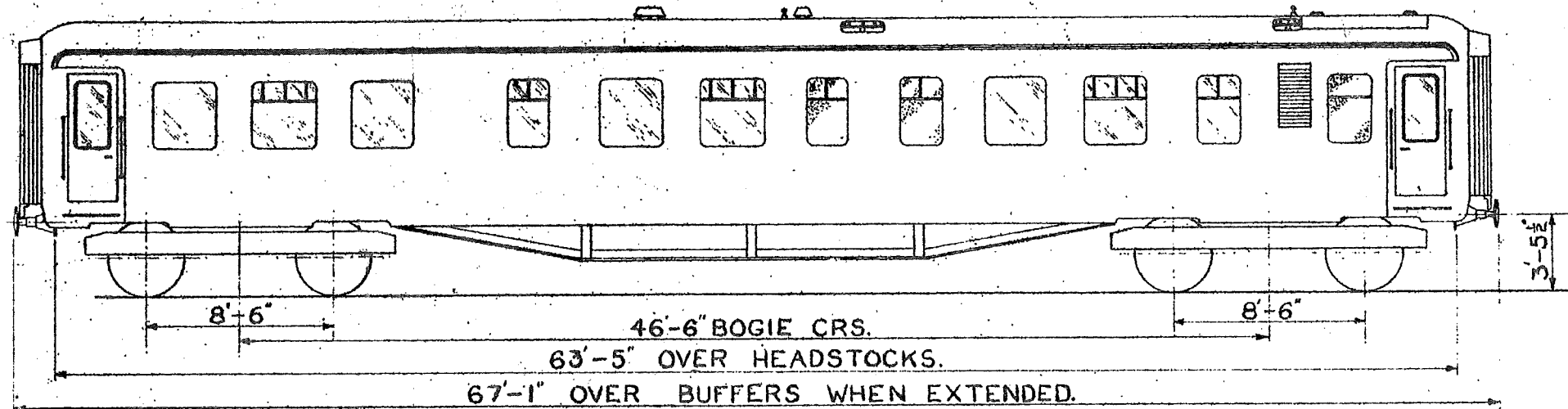
SECOND CLASS: 31 SEATS.  
1 LAVATORY.

QTY.	LOT	TARE TONS CWTs	BUILT AT
36	30757		DERBY 1966



LADIES IN WAITING SALOON.  
Nº M2900.

BR. 200.



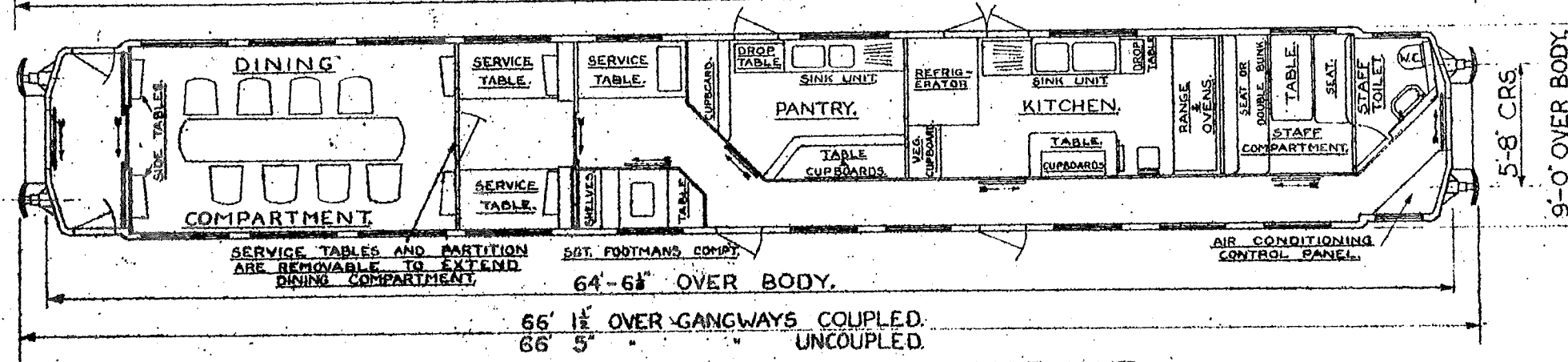
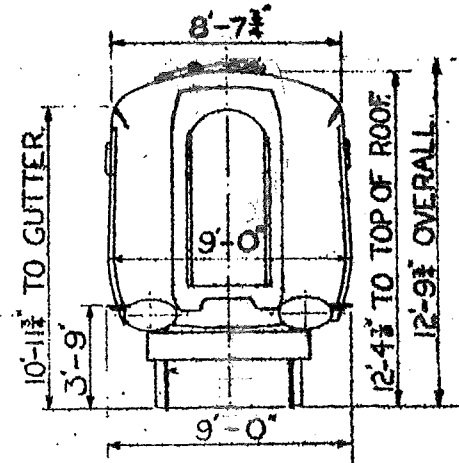
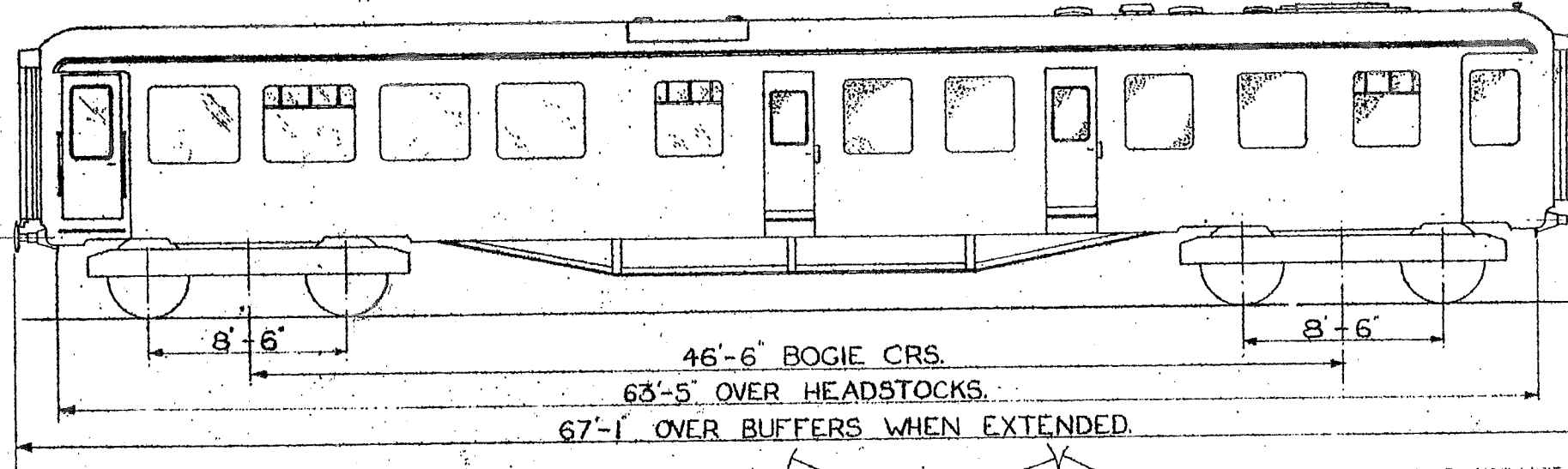
QTY	LOT	TARE	TONS.	CWT.	BUILT AT
1	30130	41	5		WOLV. 1955.

- 2 PRINCIPAL BEDROOMS.
- 1 BATHROOM.
- 1 LOUNGE.
- 2 SMALL BEDROOMS.
- 1 STAFF TOILET.

# PRINCIPAL DINING SALOON.

Nº M499.

BR. 201.



QTY.	LOT.	TARE TONS.	CWT.	BUILT AT.
1	30129	42	11	WOLV. 1956.

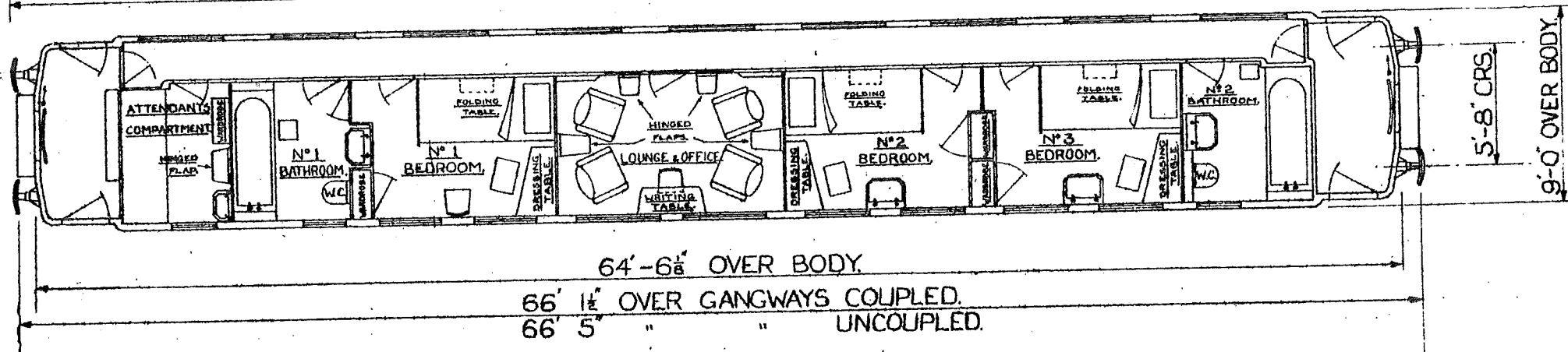
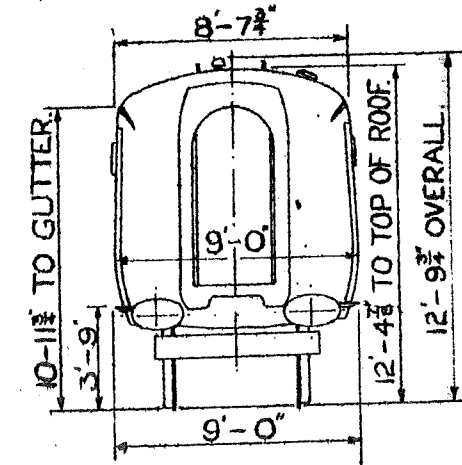
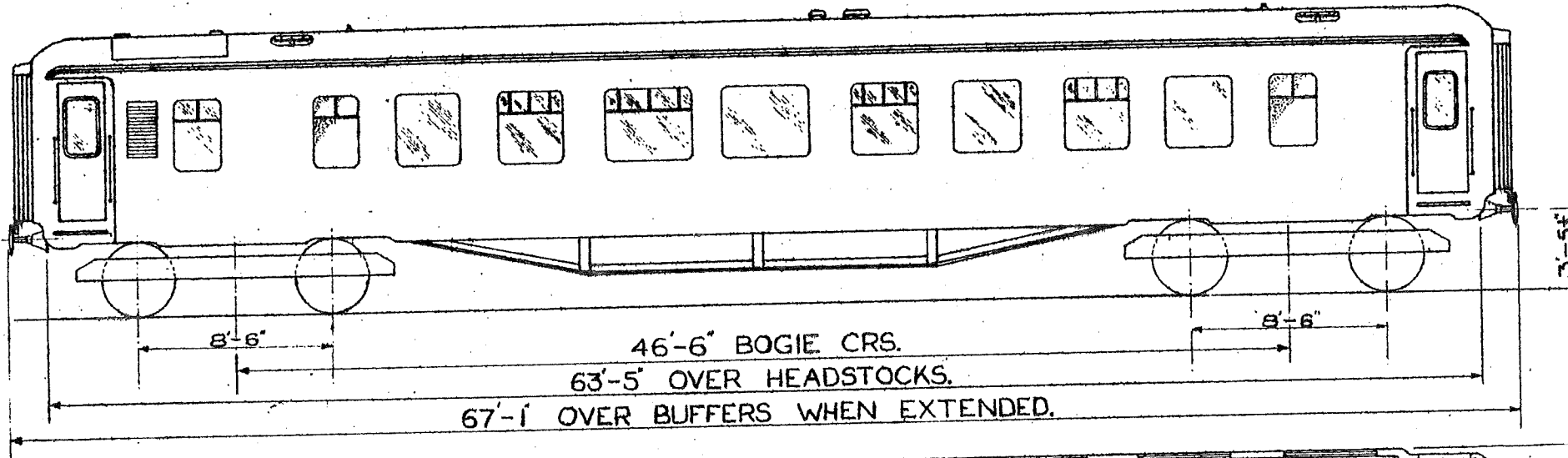
- | DINING COMPARTMENT.
- | KITCHEN.
- | PANTRY.

- | SGT. FOOTMANS COMPARTMENT.
- | STAFF COMPARTMENT.
- | STAFF TOILET.

# EQUERRY AND SECRETARY'S SALOON.

Nº M2901.

BR. 202.



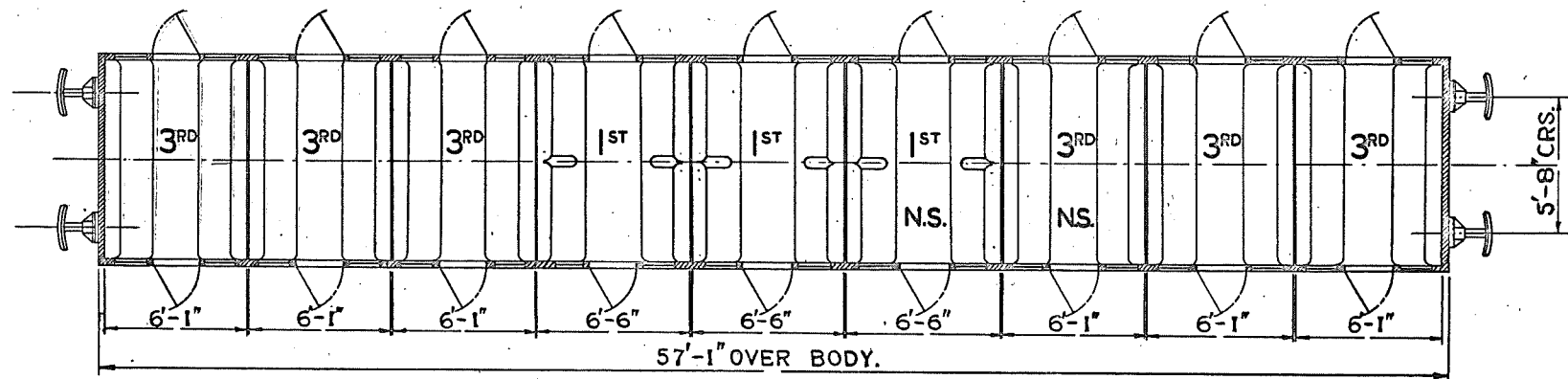
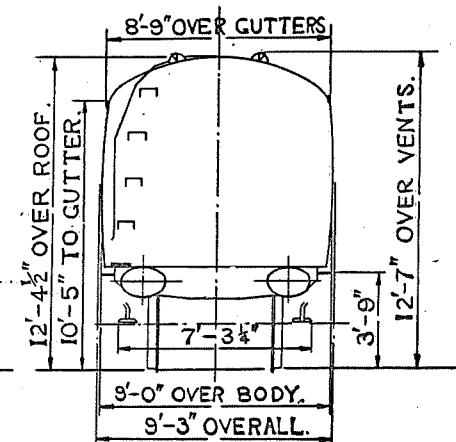
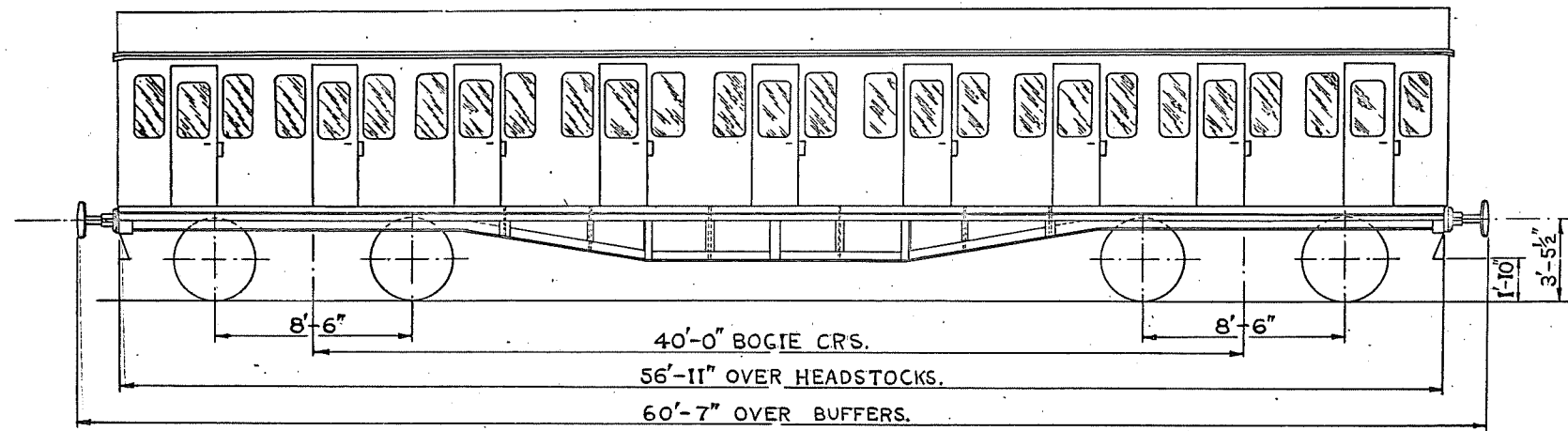
QTY.	LOT	TARE.	TONS.	CWTS.	BUILT AT
1	30131	41	17		WOLV. 1922.

2 BATHROOMS.  
3 BEDROOMS.

1 LOUNGE & OFFICE.  
1 ATTENDANTS  
COMPARTMENT

# NON CORRIDOR COMPOSITE TYPE 5

B.R. 311.

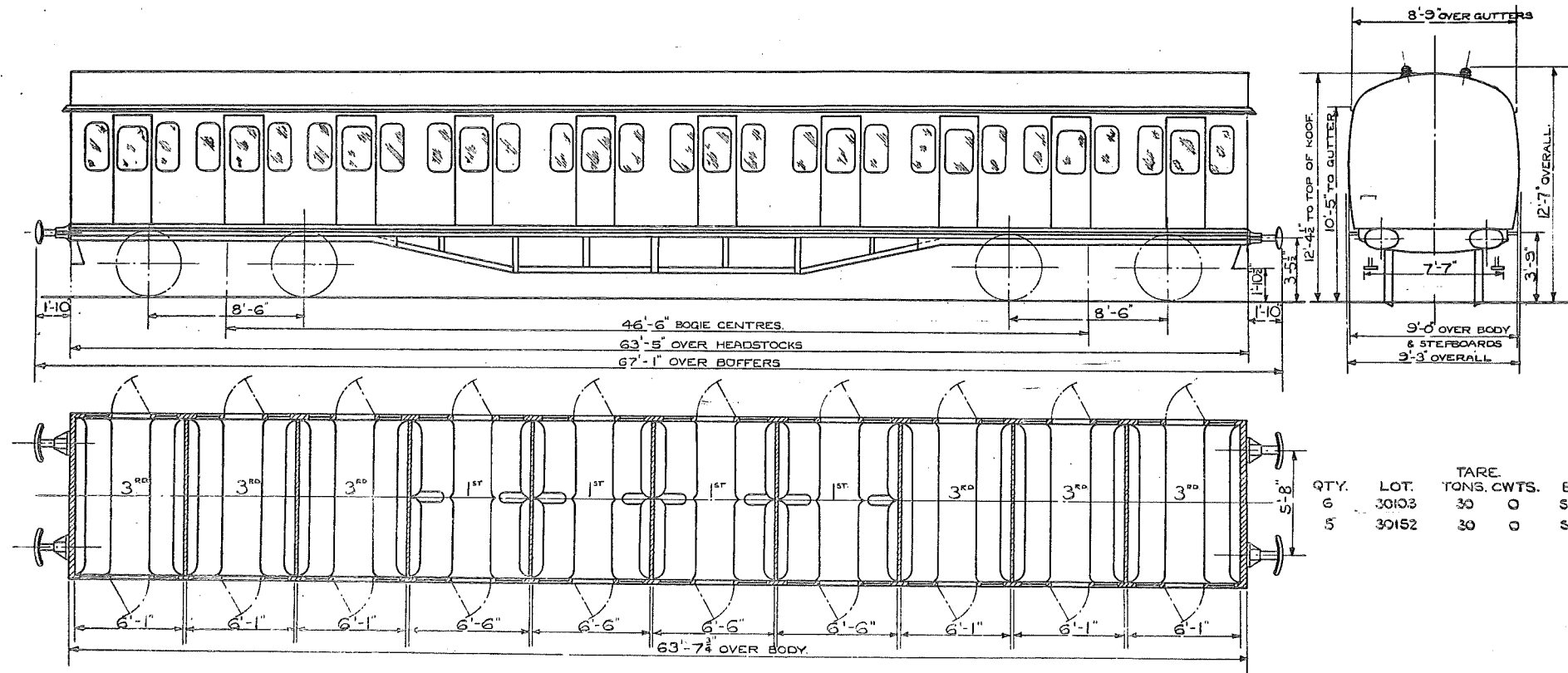


QTY.	LOT.	TARE.		BUILT AT.
		TONS	CWTS	
15	30071	29	0	WOLVERTON.
31	30102	29	0	"

3 FIRSTS 24 SEATS. 6 THIRDS 72 SEATS. N.S. NON SMOKING.

NON CORRIDOR COMPOSITE.  
TYPE 6.

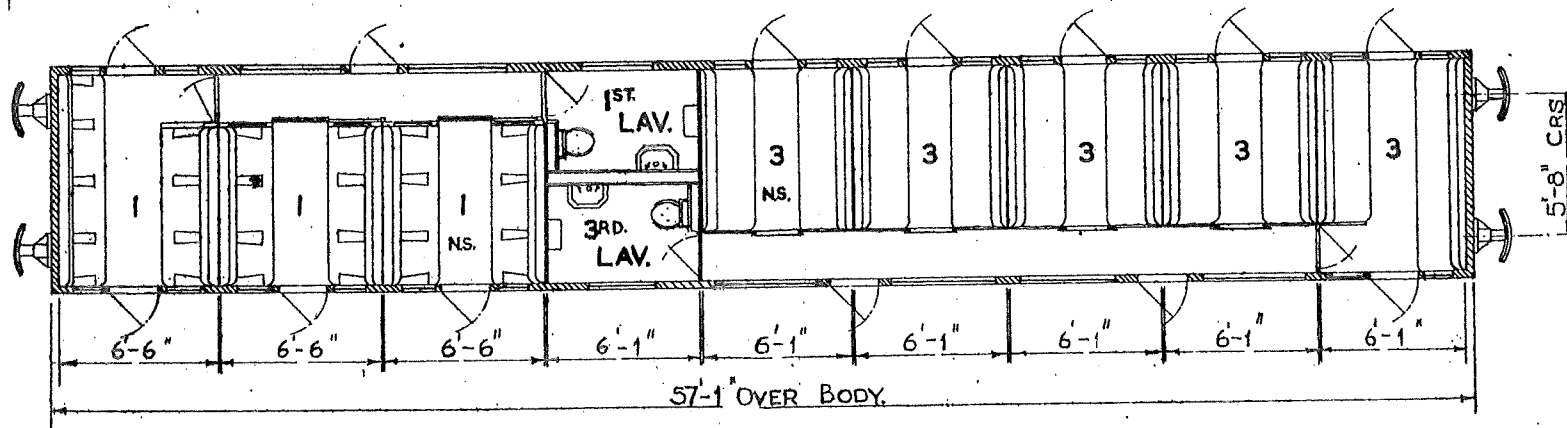
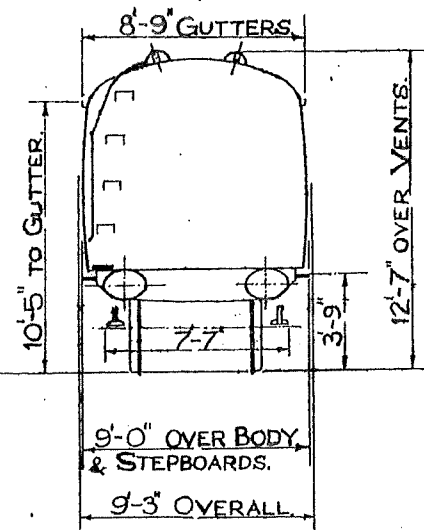
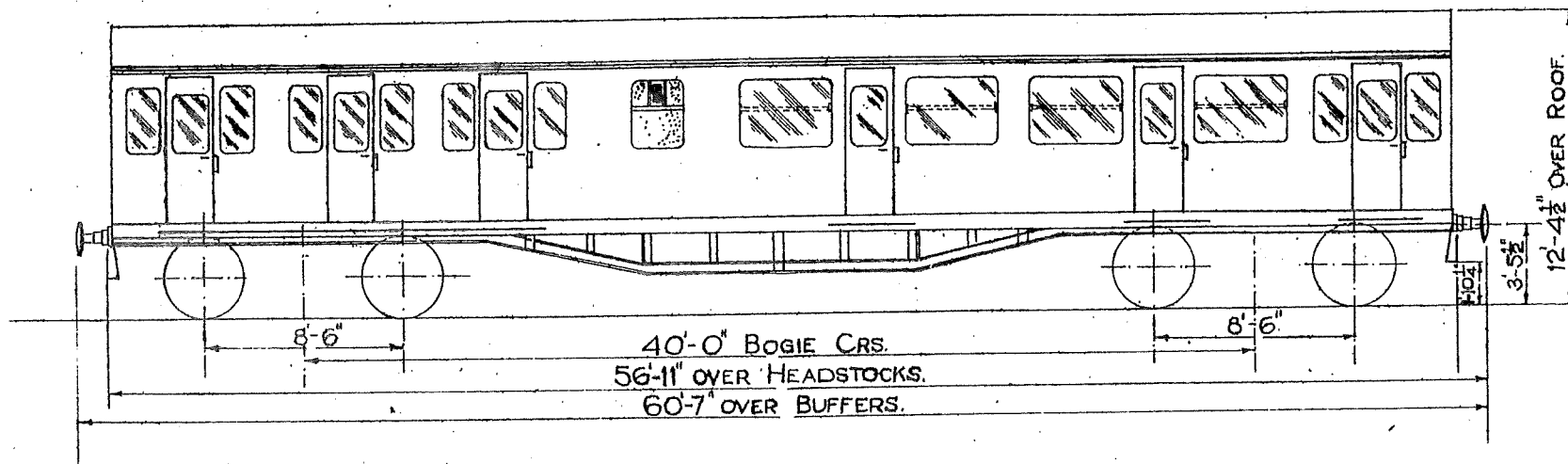
BR. 312.



SCALE 0 2 4 6 8 10 FEET.

# NON CORRIDOR COMPOSITE (LAV.)

BR.313

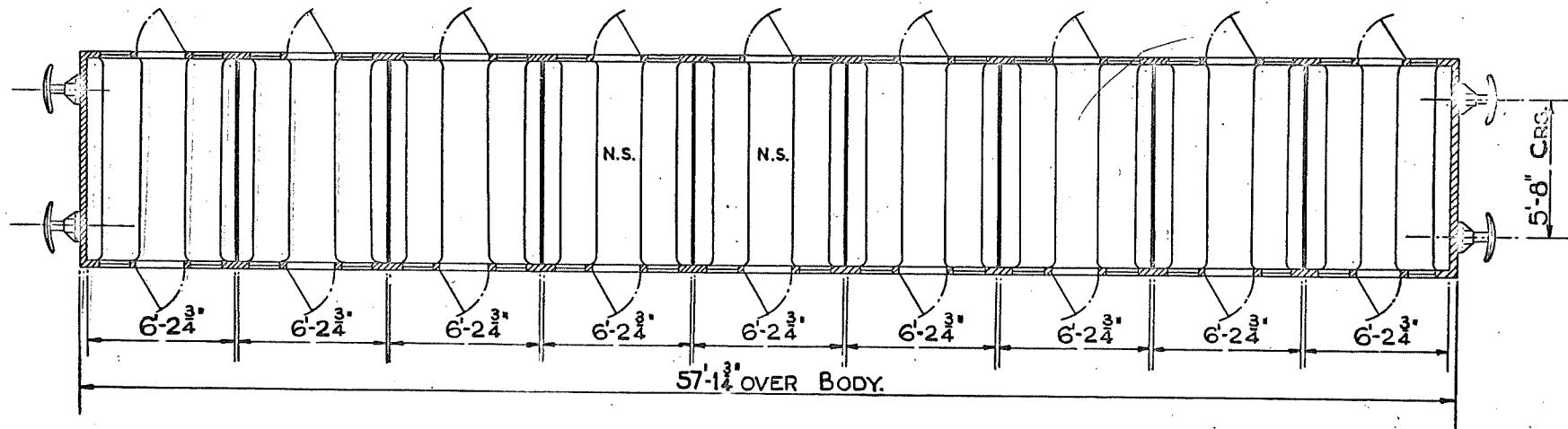
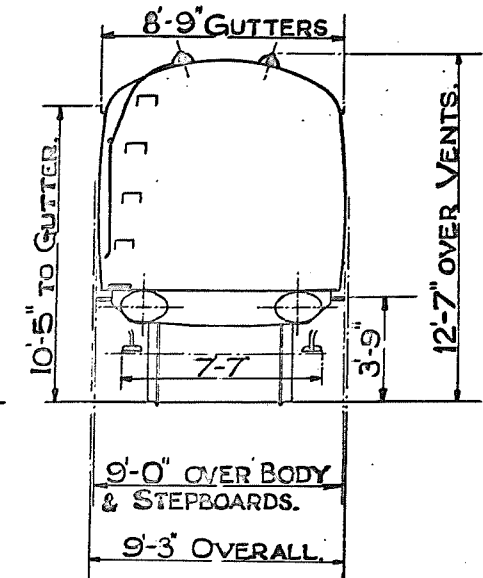
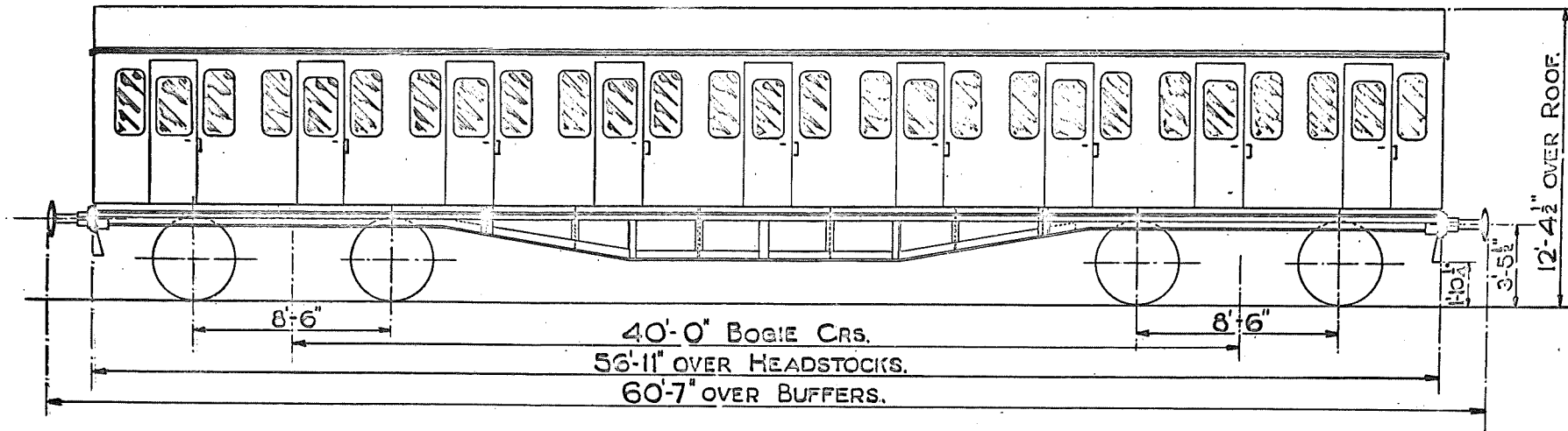


TARE				BUILT AT
QTY.	LOT.	TONS.	CWTS.	
50	30094	29	0	DONCASTER.

3 FIRST 19 SEATS 2 LAVATORIES.  
5 THIRDS 42 SEATS N.S. NON. SMOKING

# NON CORRIDOR THIRD TYPE I

B.R. 326.

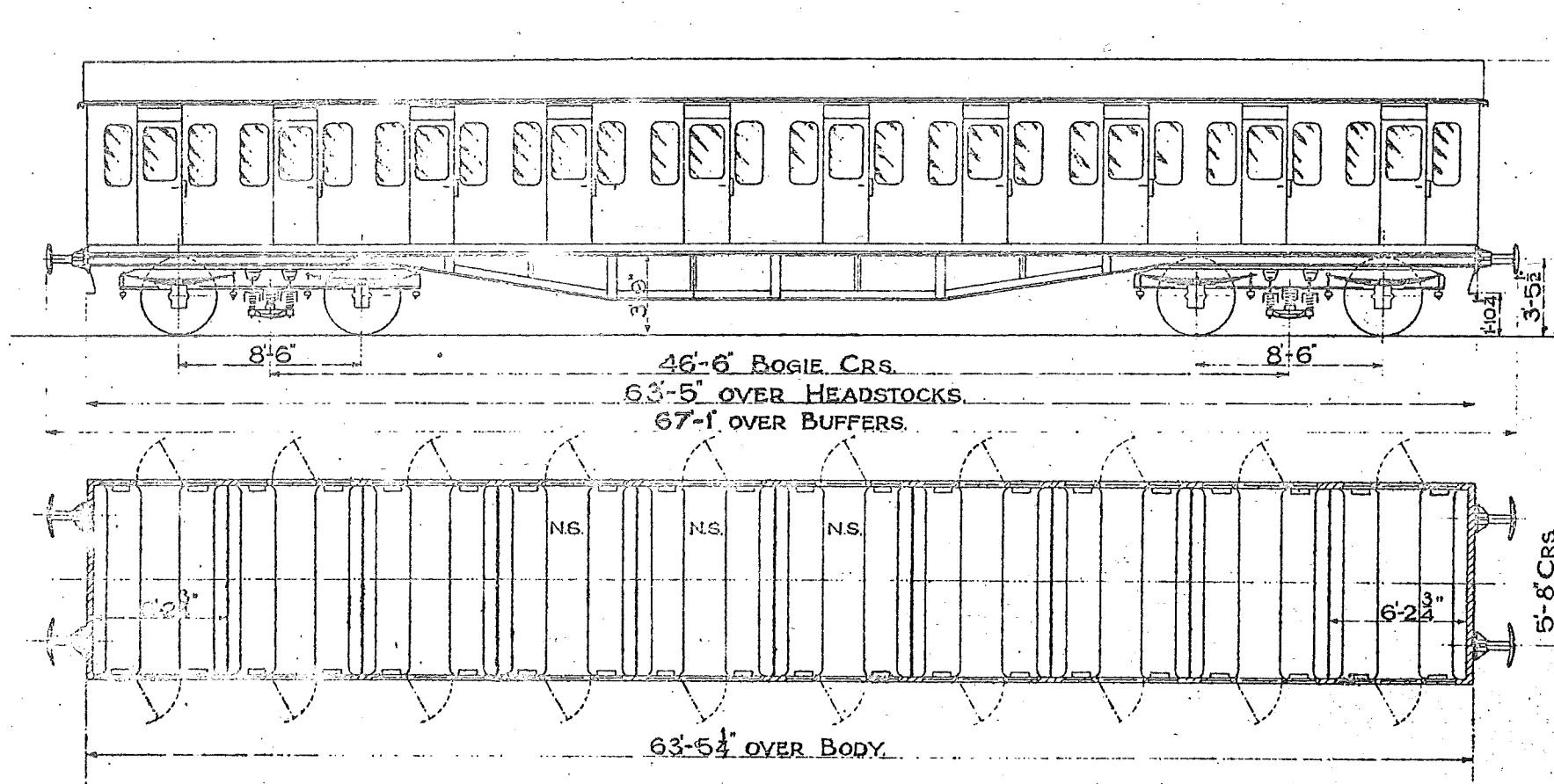


QTY.	LOT	TARE. TONS. CWTs.	BUILT AT.
19	30028		SWINDON.
90	30038	20. 0.	WOLVERTON 1954.
46	30051		DERBY.

9 THIRDS 108 SEATS N.S. NON SMOKING.

# NON-CORRIDOR THIRD.

B.R. 327.

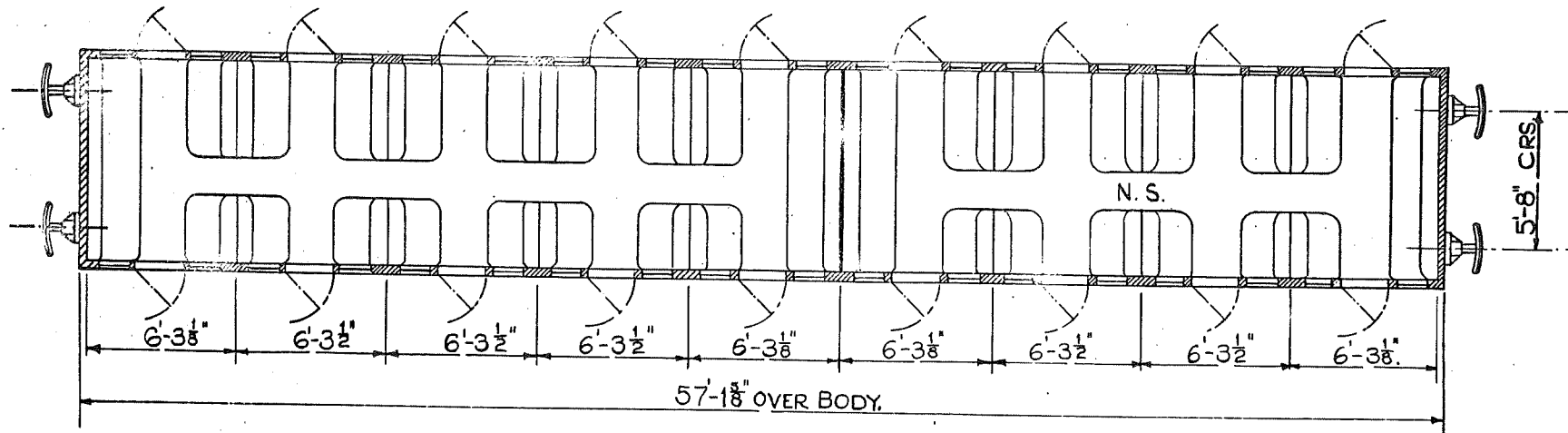
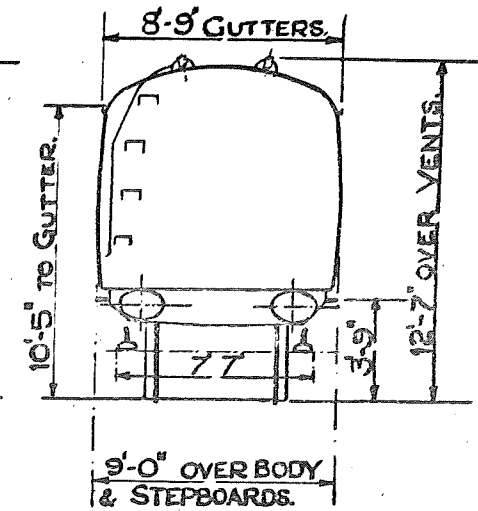
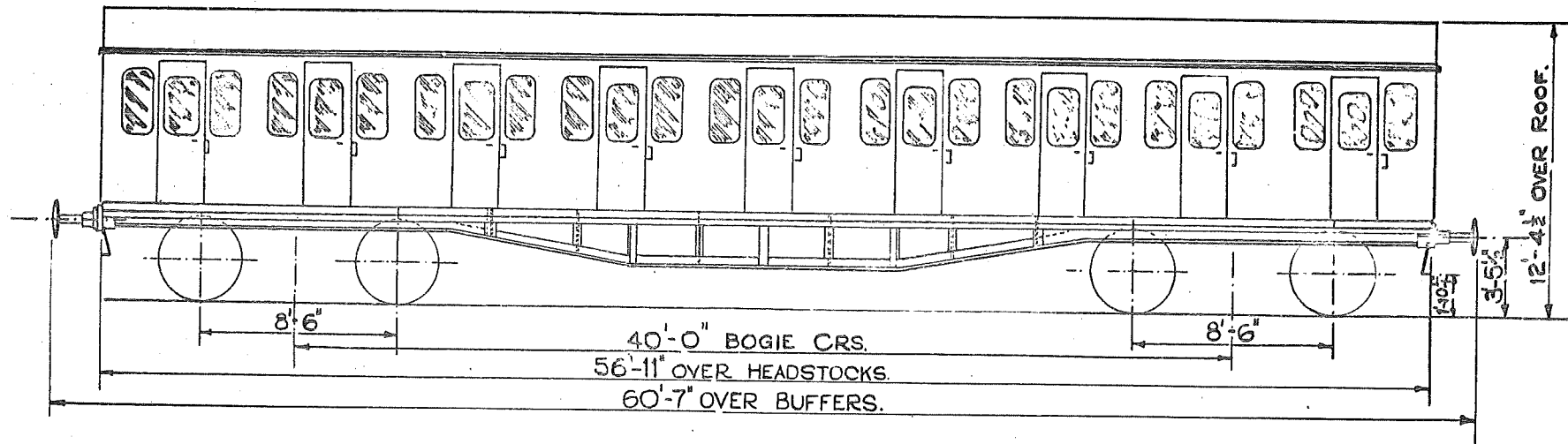


QTY.	LOT.	TARE TONS CWTs.	BUILT AT.
19	30020	30 - 0	SWINDON.
44	30037	30 - 0	"
13	30104	30 - 0	"
19	30150	30 - 0	"

10 THIRDS 120 SEATS.  
N.S. NON-SMOKING.

# NON CORRIDOR OPEN SECOND

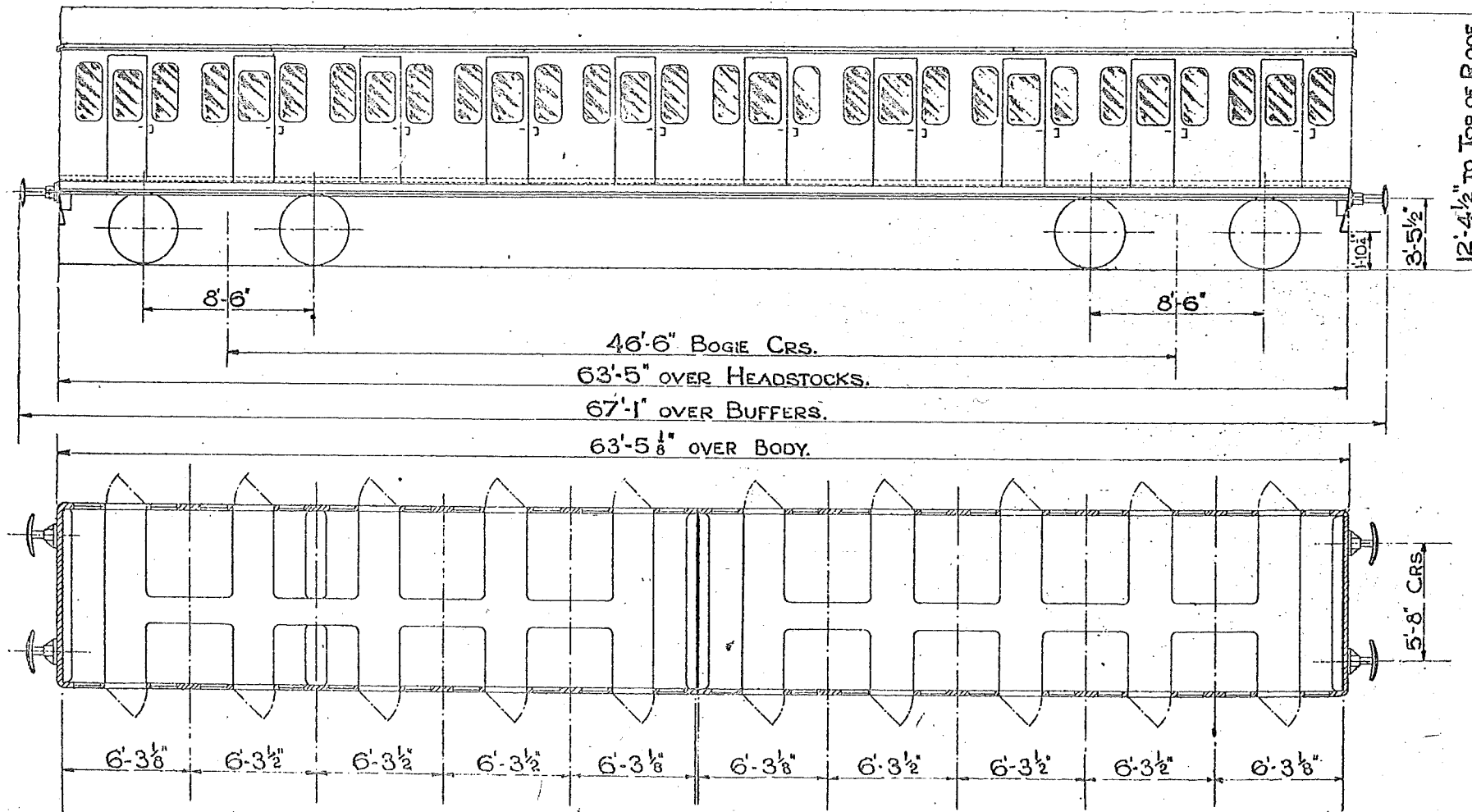
BR 328



2 SECONDS. 104 SEATS.

N.S. NON SMOKING. LOT 30099 ONLY.

# NON CORRIDOR OPEN THIRD



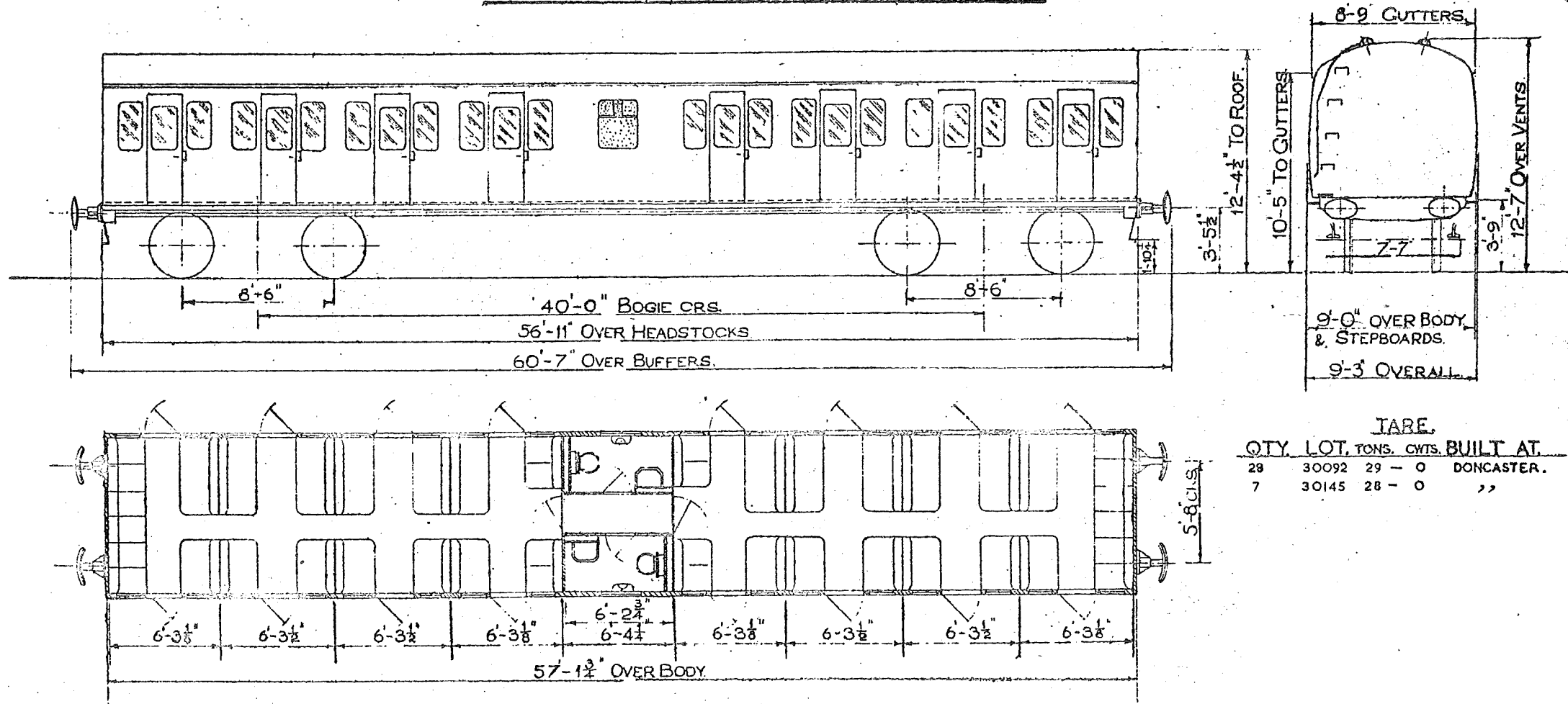
2 THIRDS 104 SEATS

BR. 329

TARE.				
QTY	LOT.	TONS.	CWTS.	BUILT AT
11	30105	29	0	SWINDON

# NON CORRIDOR OPEN THIRD

BR. 330.

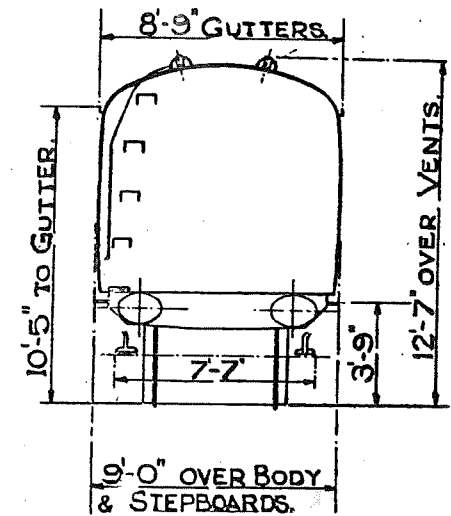
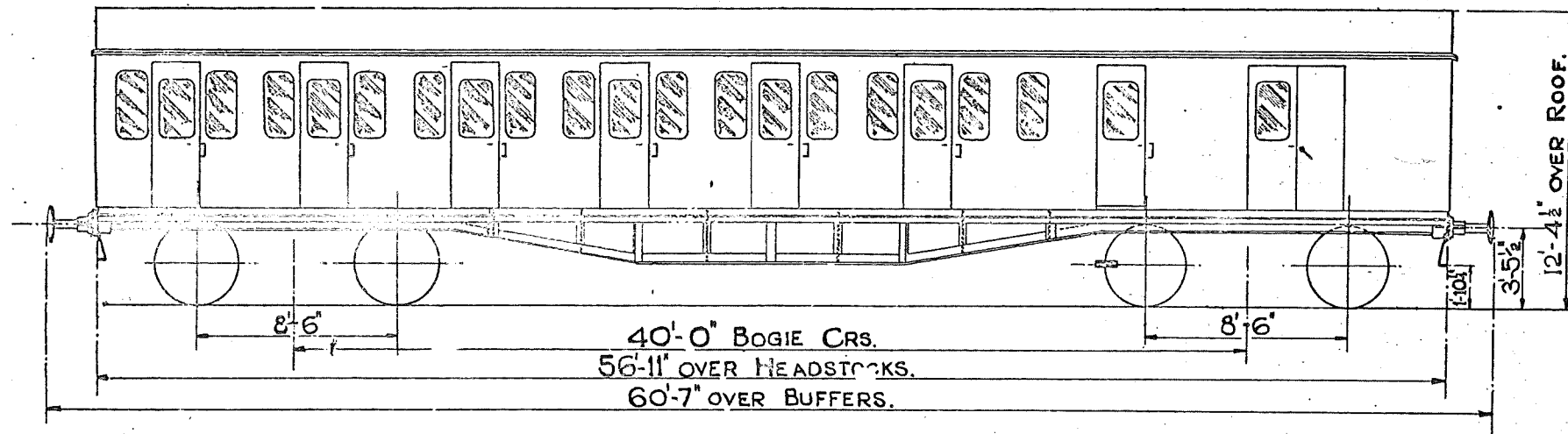


TABLE

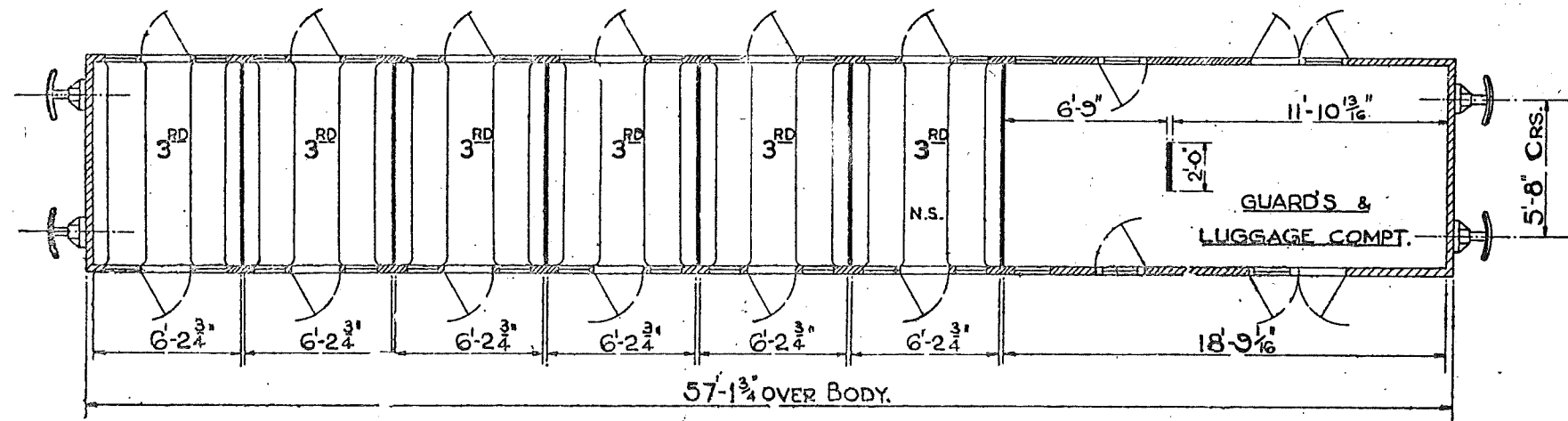
QTY.	LOT.	TONS.	CWTS.	BUILT AT.
28	30092	29	- 0	DONCASTER.
7	30145	28	- 0	"

2 THIRDS 80 SEATS 2 LAVATORIES.

# NON CORRIDOR BRAKE THIRD TYPE 2



TARE.				
QTY.	LOT	TONS.	CWTS.	BUILT AT.
89	30093	28.	0.	DONCASTER 1954

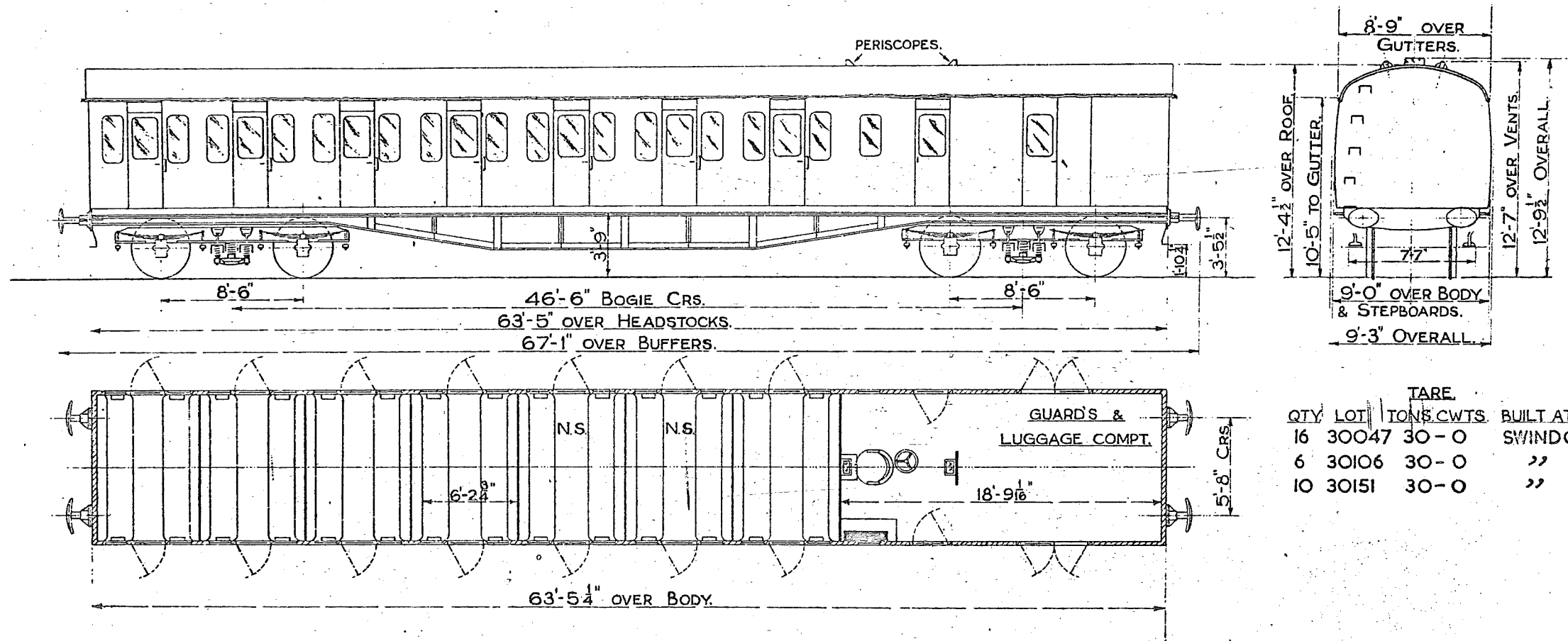


6 THIRDS 72 SEATS  
N.S. NON SMOKING.

1 GUARD'S &  
LUGGAGE COMPT.

# NON-CORRIDOR BRAKE THIRD.

B.R. 372.



7 THIRDS 84 SEATS.

N.S. NON-SMOKING.

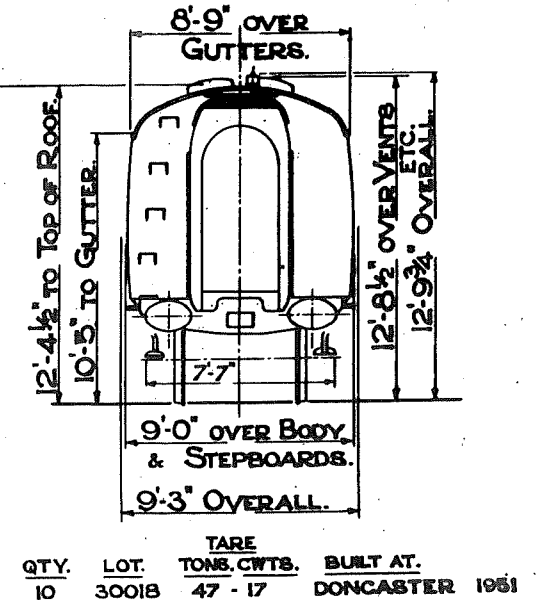
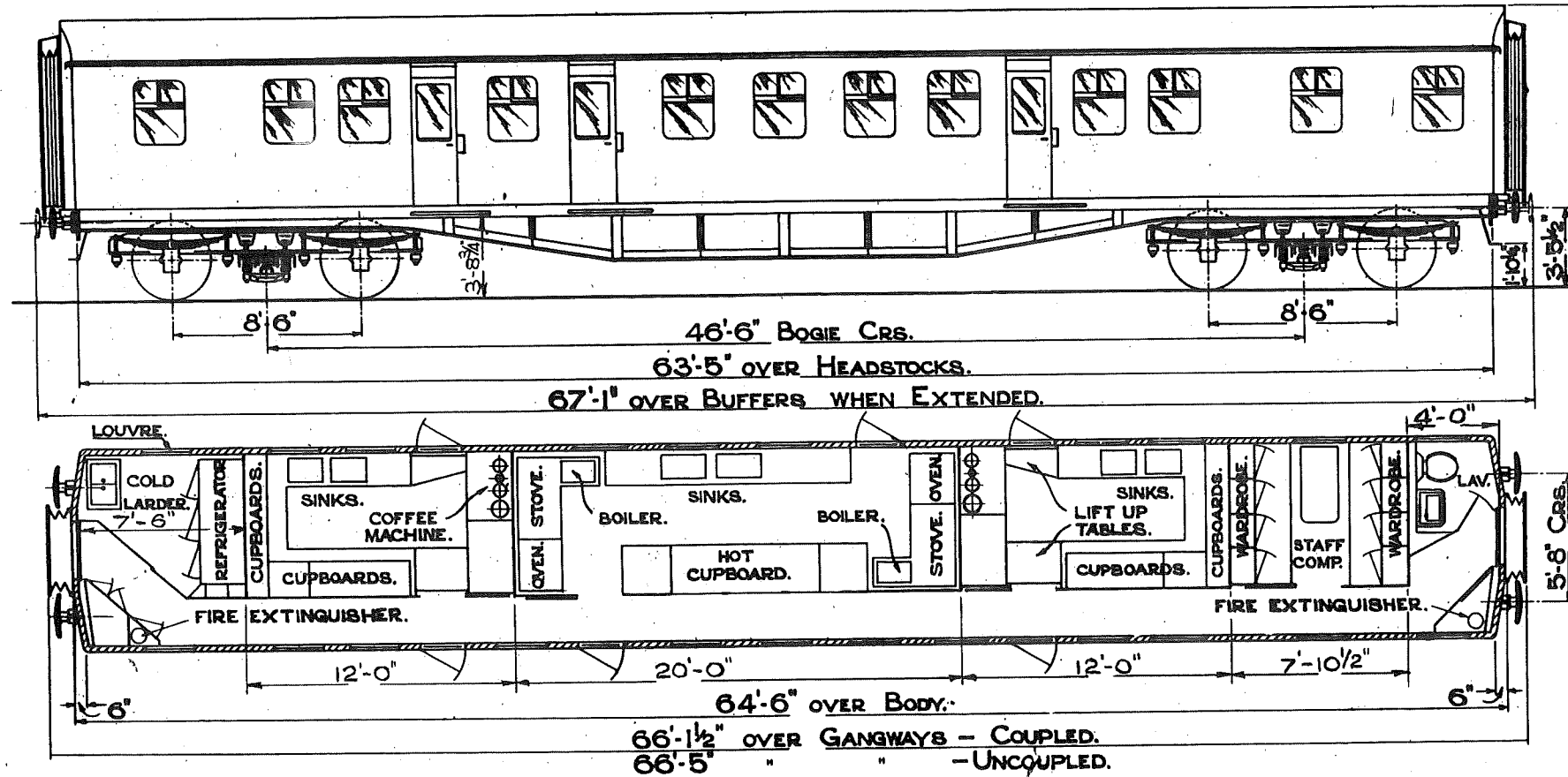
1 GUARD'S &

LUGGAGE COMPT.

QTY.	LOT	TARE TONS.CWTS.	BUILT AT.
16	30047	30-0	SWINDON
6	30106	30-0	"
10	30151	30-0	"

# KITCHEN CAR. B.R. TYPE - M.

B.R. 700

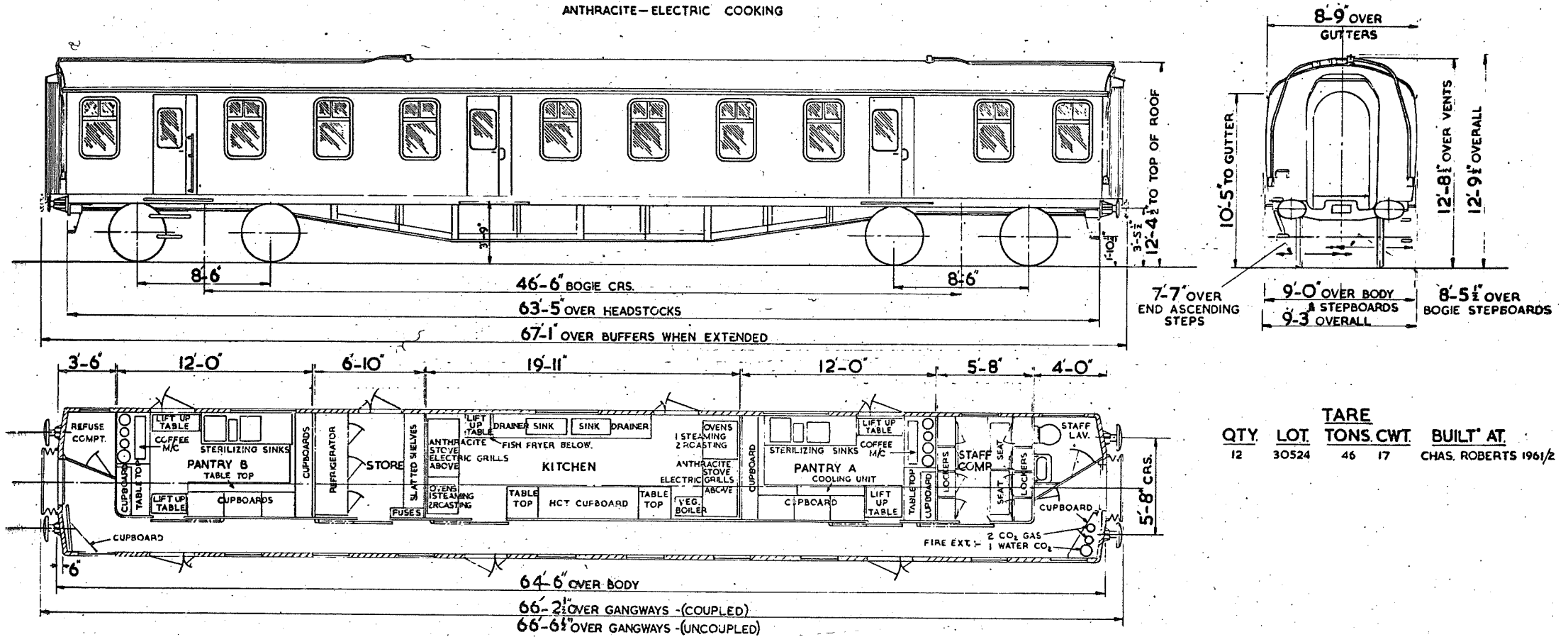


- 1 KITCHEN.
- 2 PANTRIES.
- 1 COLD LARDER.
- 1 STAFF COMPT.
- 1 STAFF LAVATORY.

# KITCHEN CAR

ANTHRACITE-ELECTRIC COOKING

B.R. 701



1 KITCHEN. 2 PANTRIES. 1 STORE. 1 REFUSE COMPT.  
1 STAFF COMPT. 1 STAFF LAVATORY.

TOTAL CAPACITY OF ROOF WATER TANKS 297 1/2 GAL.

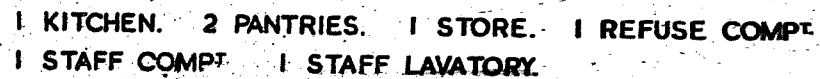
SCALE 0 2 4 6 8 10 FEET

QTY.	LOT.	TARE TONS.CWT.	BUILT* AT.
12	30524	46 17	CHAS. ROBERTS 1961/2

## PROPANE GAS COOKING

Technical drawing of a truck chassis showing dimensions for body and stepboards. The drawing includes the following dimensions:

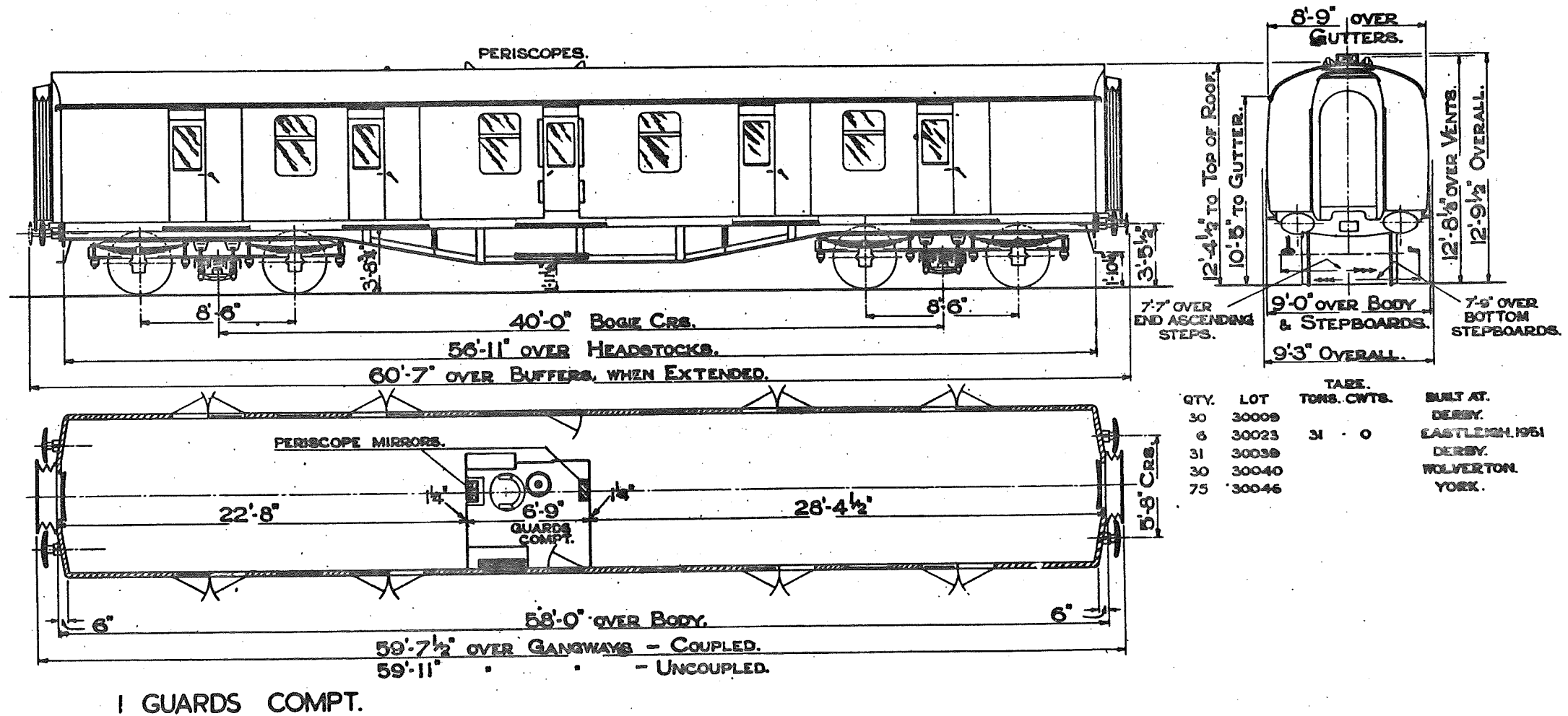
- 8'-9" OVER GUTTERS (Top width)
- 10'-5" TO GUTTER (Left side height)
- 12'-8 1/2" OVER VENTS (Right side height)
- 12'-9 1/2" OVERALL (Right side height)
- 9'-0" OVER BODY & STEPBOARDS (Bottom width)
- 8'-5 1/2" OVER BOGIE STEPBOARDS (Bottom right width)
- 9'-3" OVERALL (Bottom width)



SCALE 0 2 4 6 8 10 FEET

# BRAKE VAN - CORRIDOR.

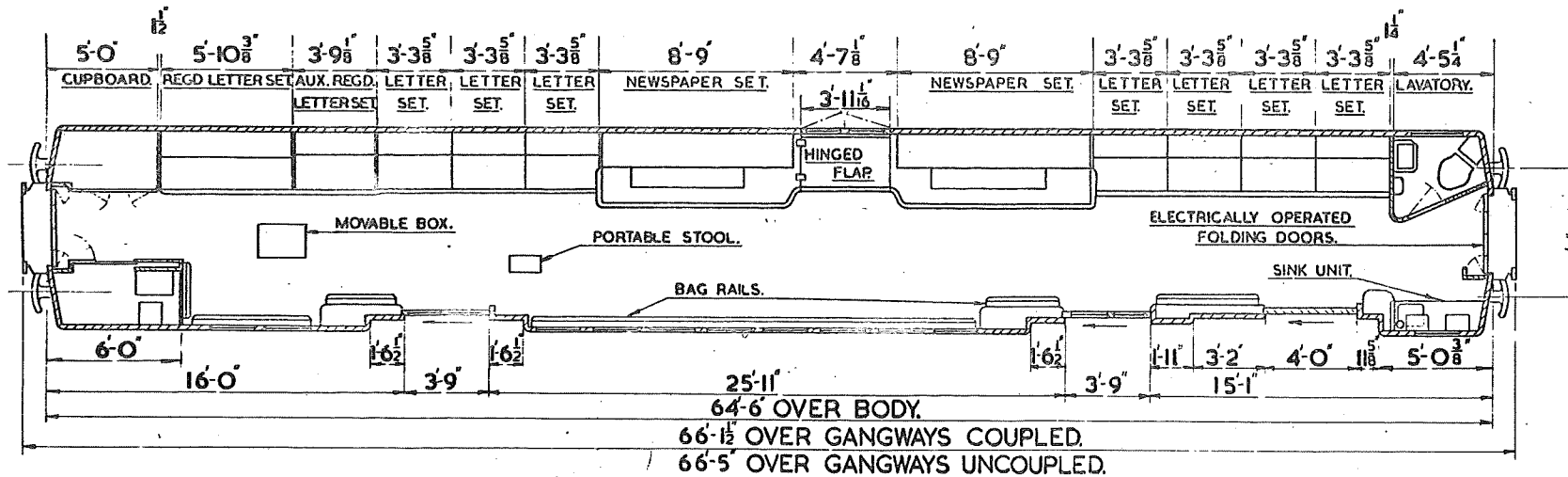
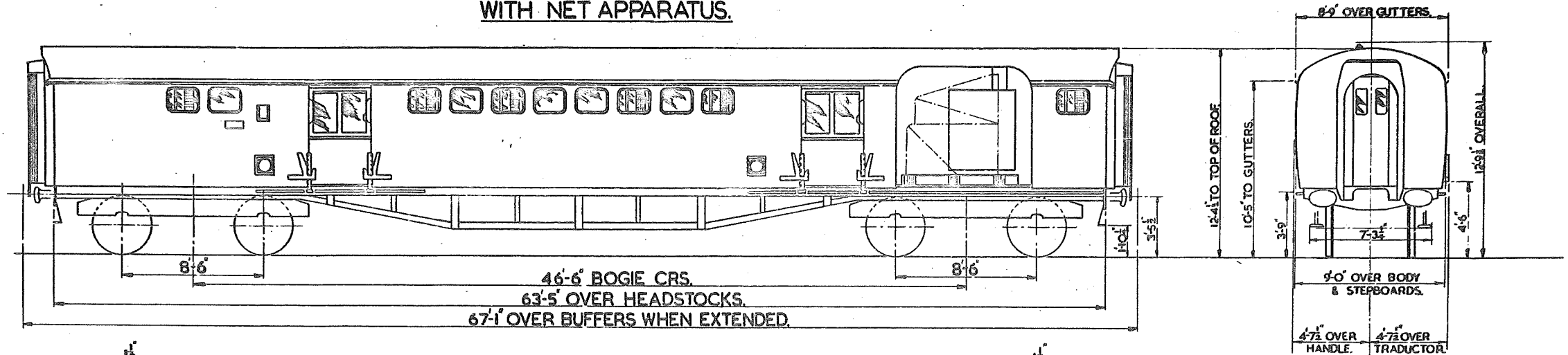
B.R. 711



SCALE 0 2 4 6 8 FEET.

# POST OFFICE SORTING VAN. WITH NET APPARATUS.

B.R.720.

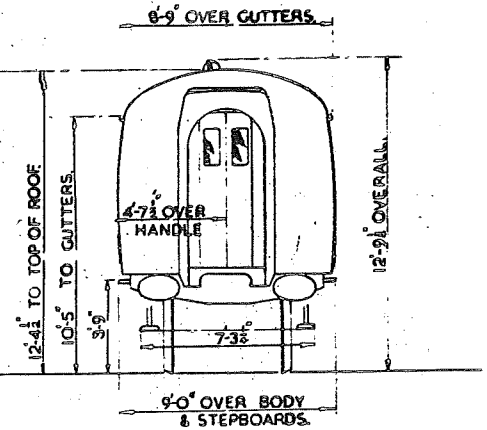
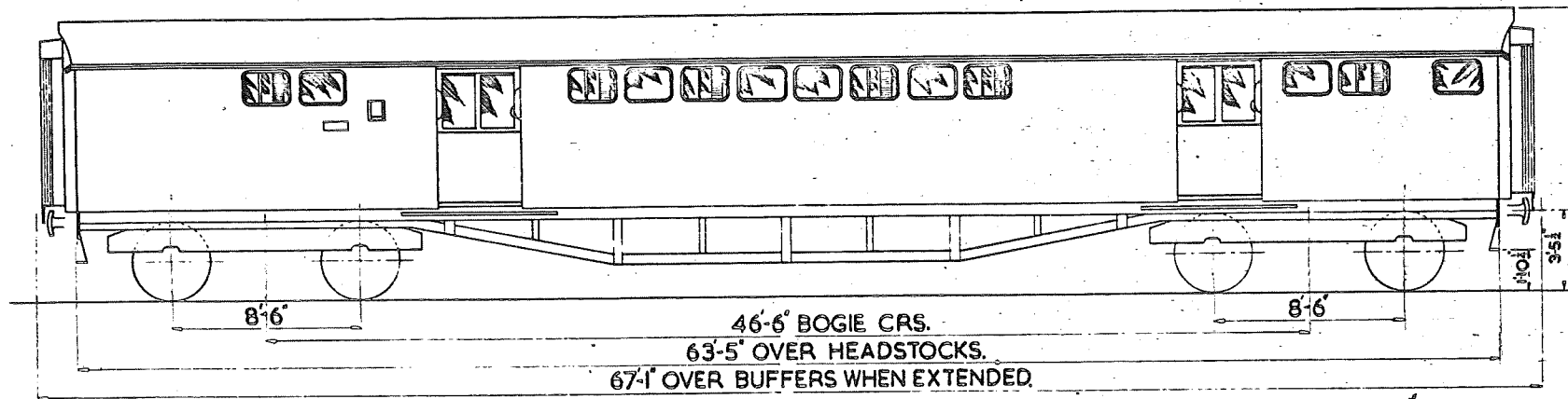


QTY.	LOT.	TONS.	CWT.	BUILT.
6	30486.	37.	0.	WOLVERTON.

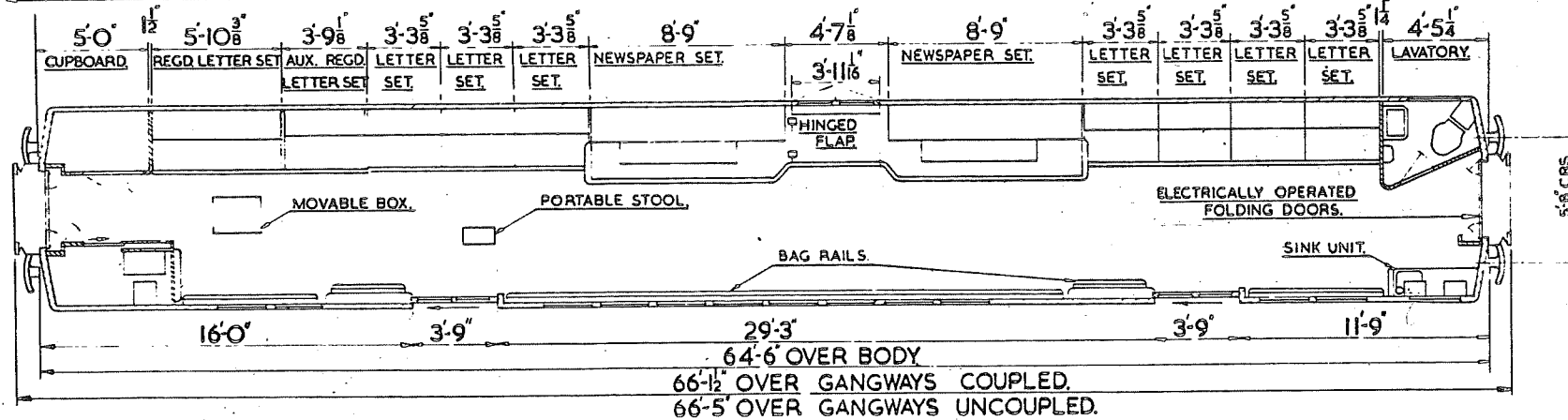


# POST OFFICE SORTING VAN. WITHOUT NET APPARATUS.

B.R. 721.

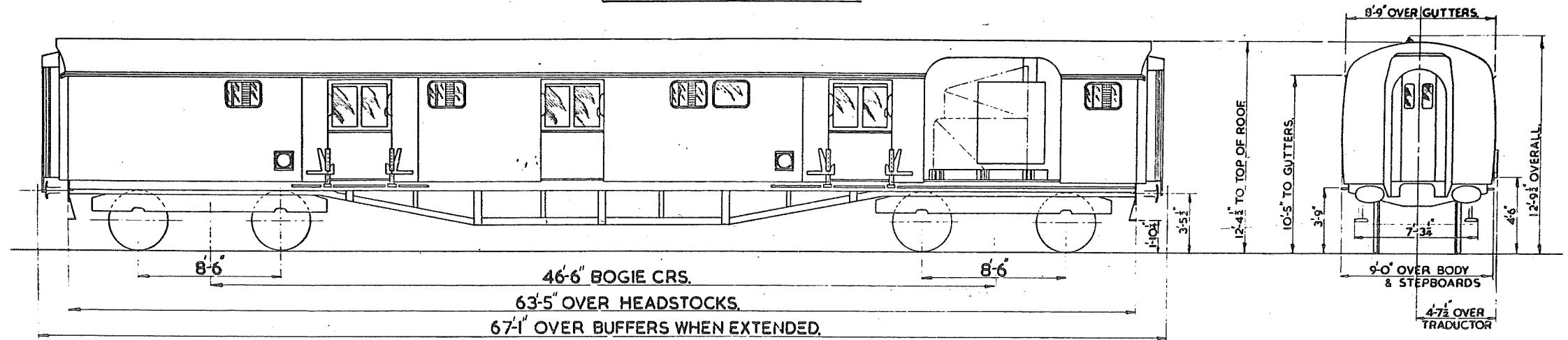


QTY.	LOT.	TONS.CWT.	BUILT.
3	30487	36 0	WOLVERTON

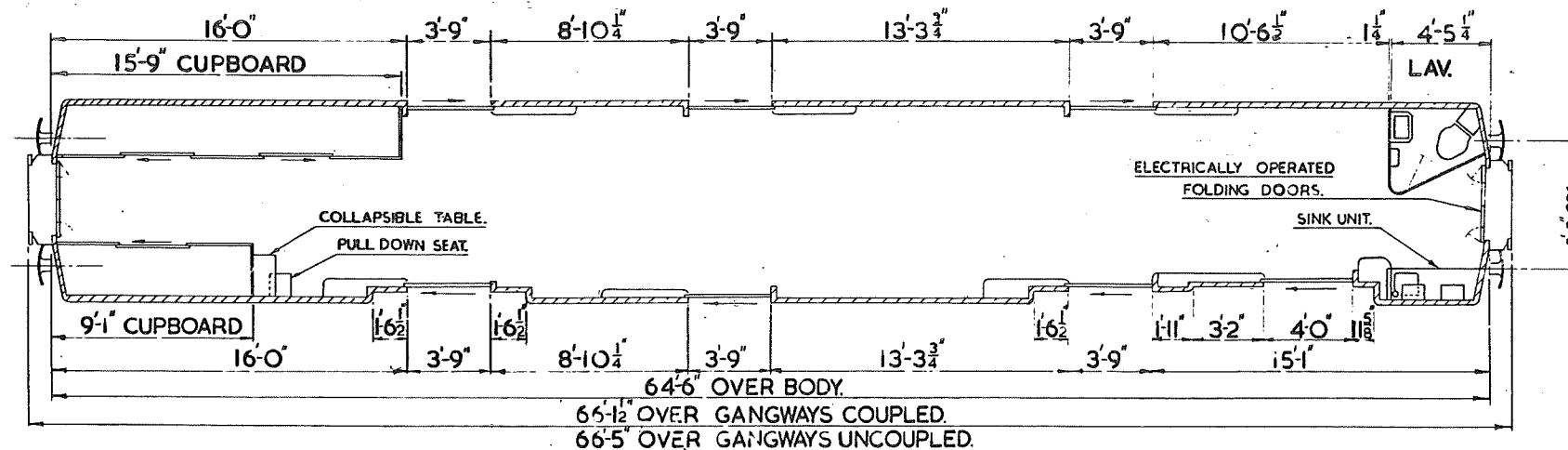


# POST OFFICE STOWAGE VAN WITH NET APPARATUS

B.R.722.

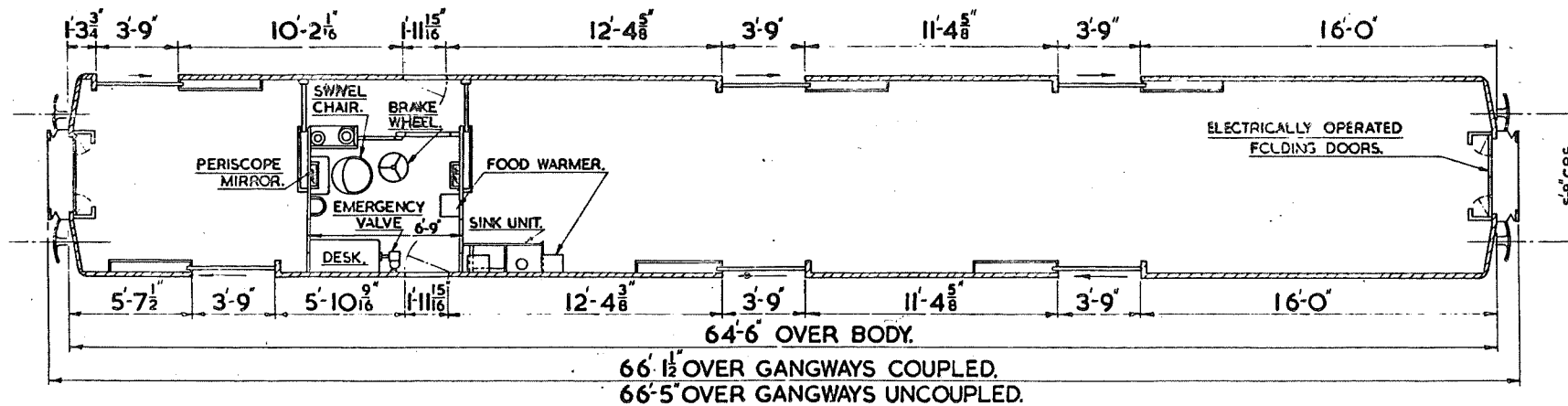
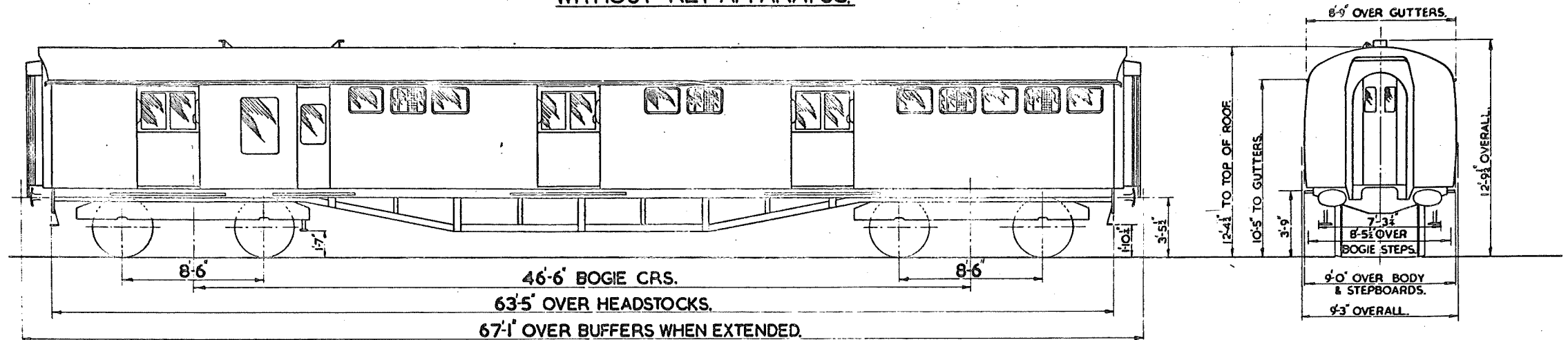


QTY.	LOT.	TONS.	CWT.	BUILT.
3.	30488.	35.	0.	WOLVERTON.



# POST OFFICE STOWAGE VAN. WITHOUT NET APPARATUS.

B.R. 723.

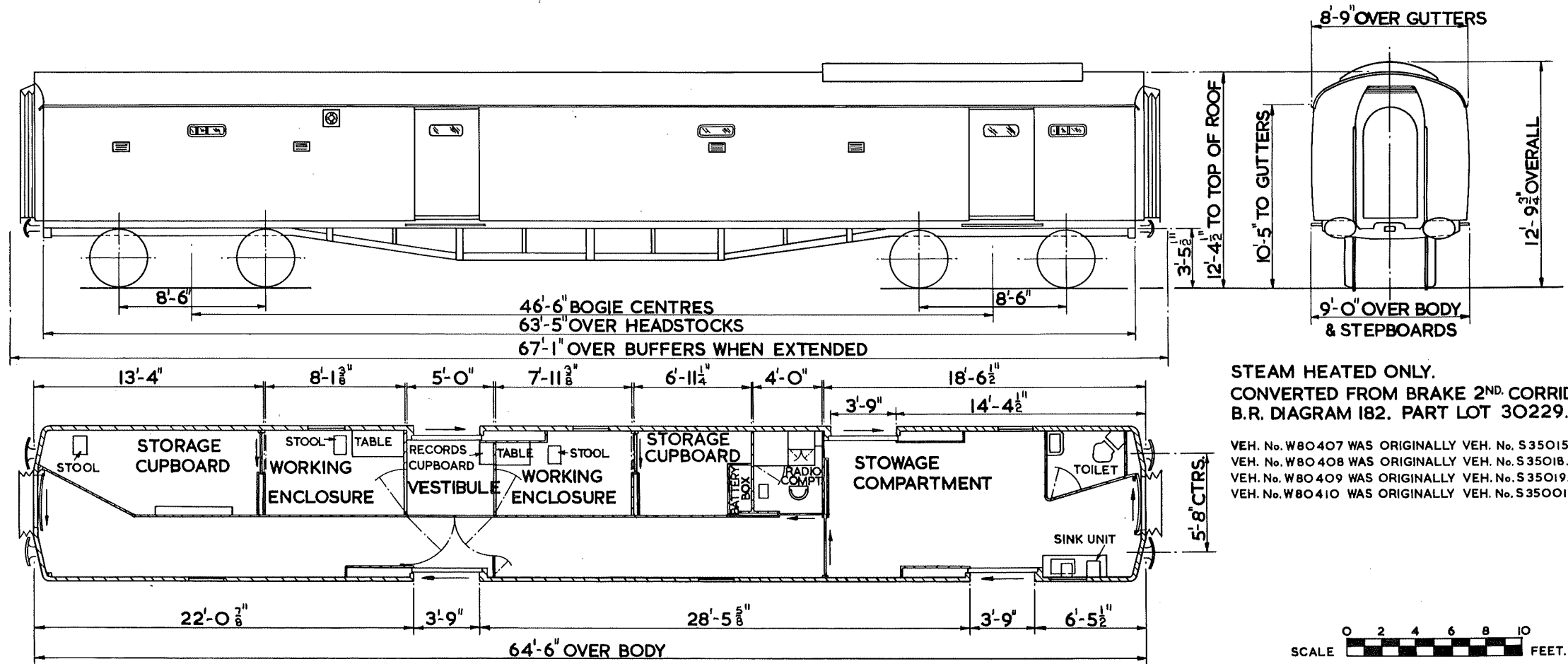


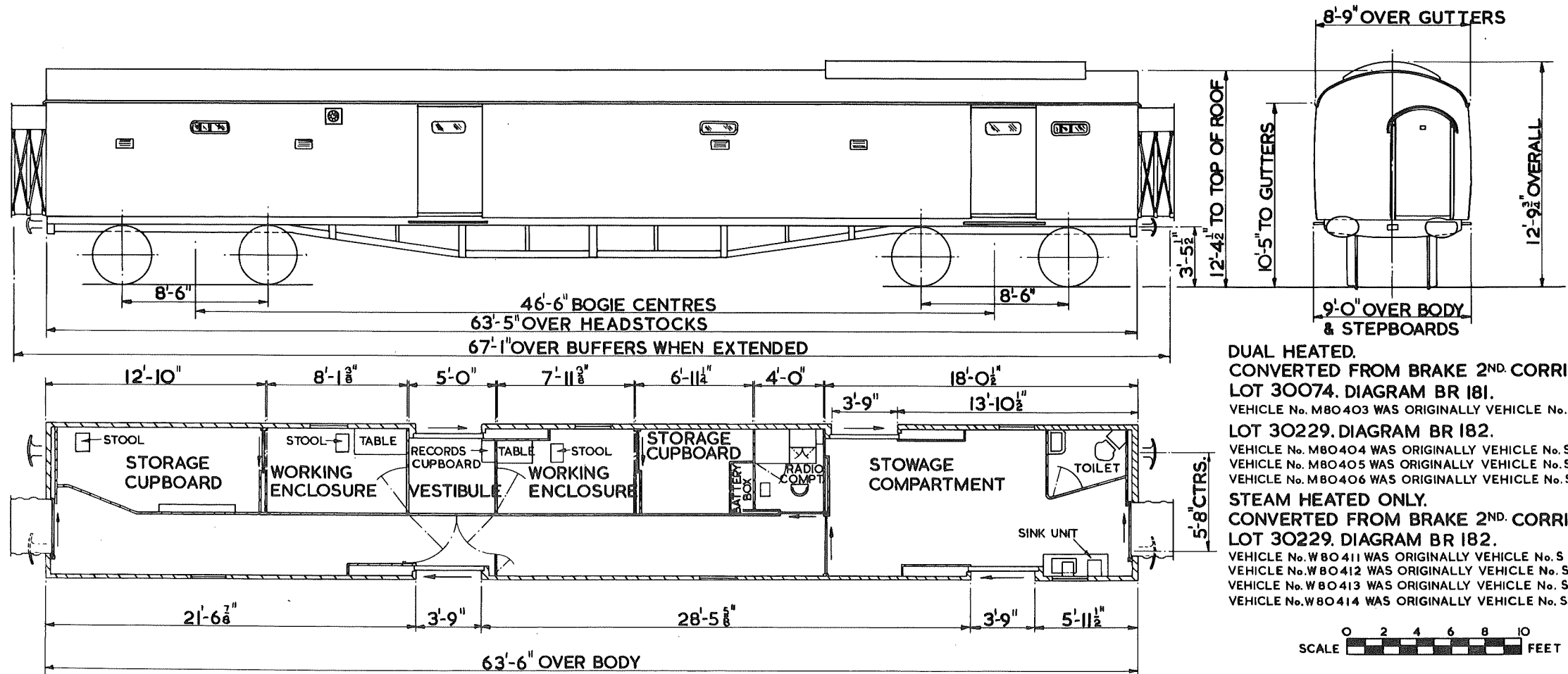
QTY.	LOT.	TONS.	CWT.	BUILT.
6.	30489.	34.	0.	WOLVERTON.



I BRAKE COMPARTMENT.

# HIGH SECURITY TRAVELLING POST OFFICE.

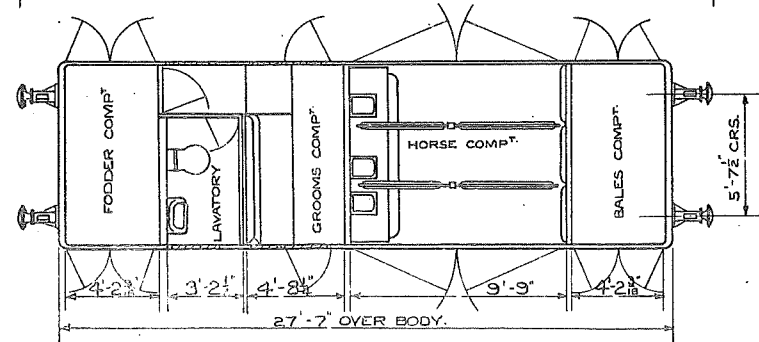
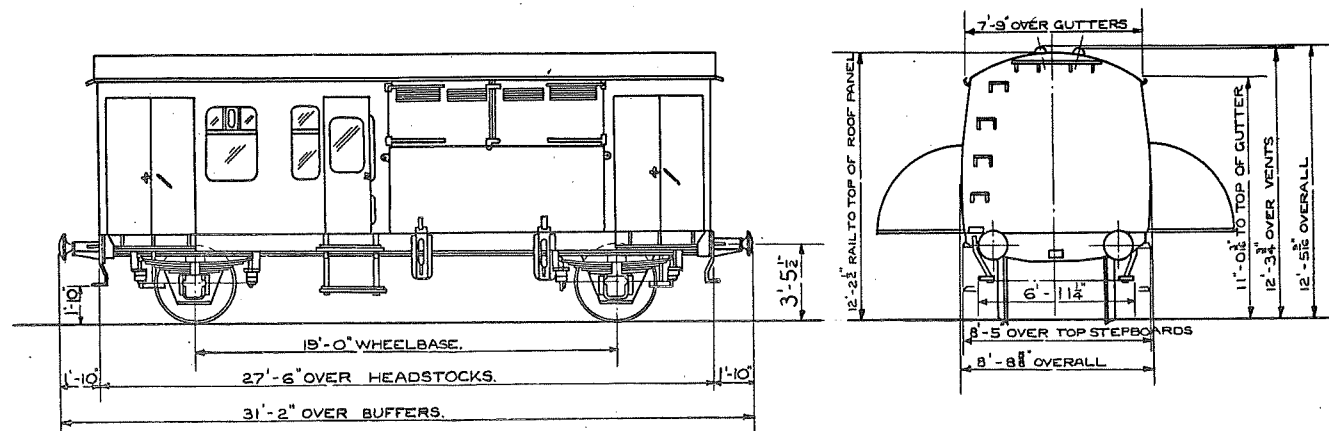


HIGH SECURITY TRAVELLING POST OFFICE.

**DUAL HEATED.**  
 CONVERTED FROM BRAKE 2<sup>ND</sup> CORRIDOR.  
 LOT 30074. DIAGRAM BR 181.  
 VEHICLE No. M80403 WAS ORIGINALLY VEHICLE No. M34361.  
**LOT 30229. DIAGRAM BR 182.**  
 VEHICLE No. M80404 WAS ORIGINALLY VEHICLE No. S35014.  
 VEHICLE No. M80405 WAS ORIGINALLY VEHICLE No. S35009.  
 VEHICLE No. M80406 WAS ORIGINALLY VEHICLE No. S35022.  
**STEAM HEATED ONLY.**  
 CONVERTED FROM BRAKE 2<sup>ND</sup> CORRIDOR.  
 LOT 30229. DIAGRAM BR 182.  
 VEHICLE No. W80411 WAS ORIGINALLY VEHICLE No. S35003.  
 VEHICLE No. W80412 WAS ORIGINALLY VEHICLE No. S35002.  
 VEHICLE No. W80413 WAS ORIGINALLY VEHICLE No. S35004.  
 VEHICLE No. W80414 WAS ORIGINALLY VEHICLE No. S35005.

# HORSE BOX.

B.R.751.



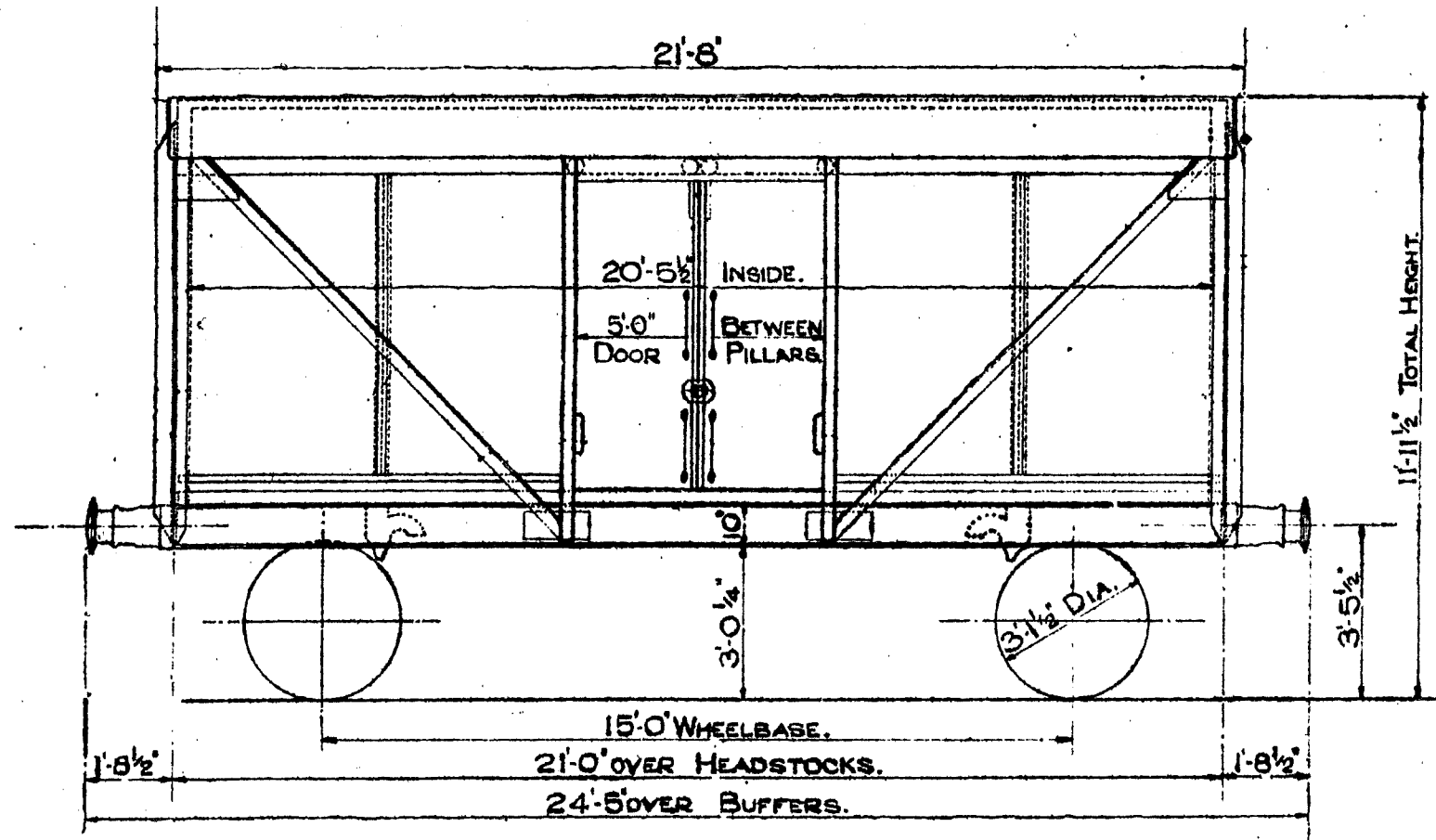
1 FODDER COMP.  
1 LAVATORY  
1 HORSE COMP. (CONVERTIBLE TO 2 OR 3 STALLS)  
1 GROOMS COMP.  
1 BALES COMP.

QTY.	LOT.	TARE		BUILT AT.
		TONS.	CWTS.	
60	30166	14	0	EARLESTOWN 1957.

SCALE 0 2 4 6 8 10 FEET.

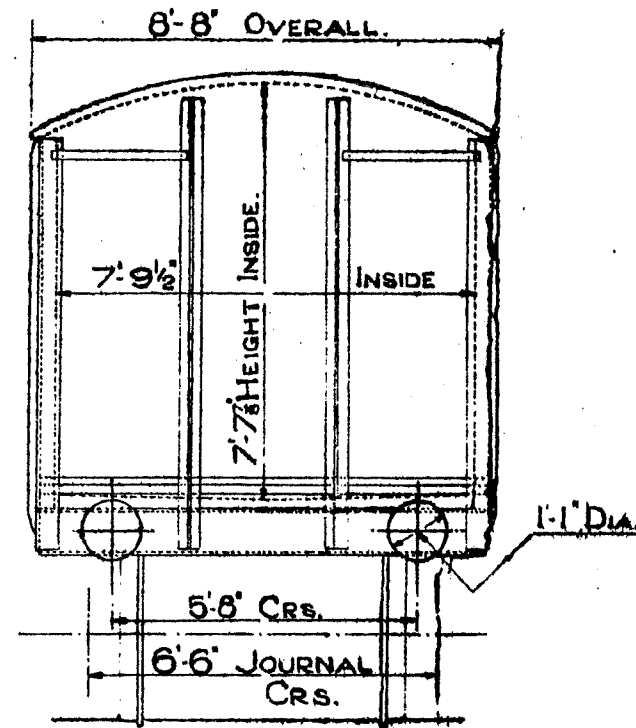
LOT 30125

# 12 TON INSULATED FISH VAN



TEL. CODE: INSFISH. TARE: 10T-12C.  
MIN. CURVE  $1\frac{1}{2}$  CHAINS FLOOR AREA 160 SQ. FT.  
A.V.B. AND HAND BRAKE.

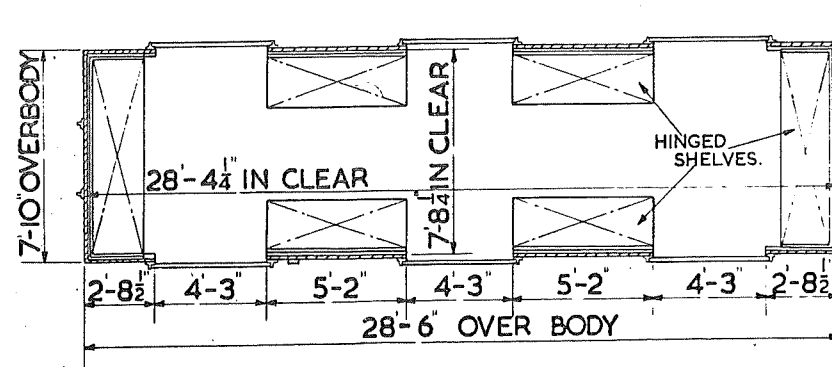
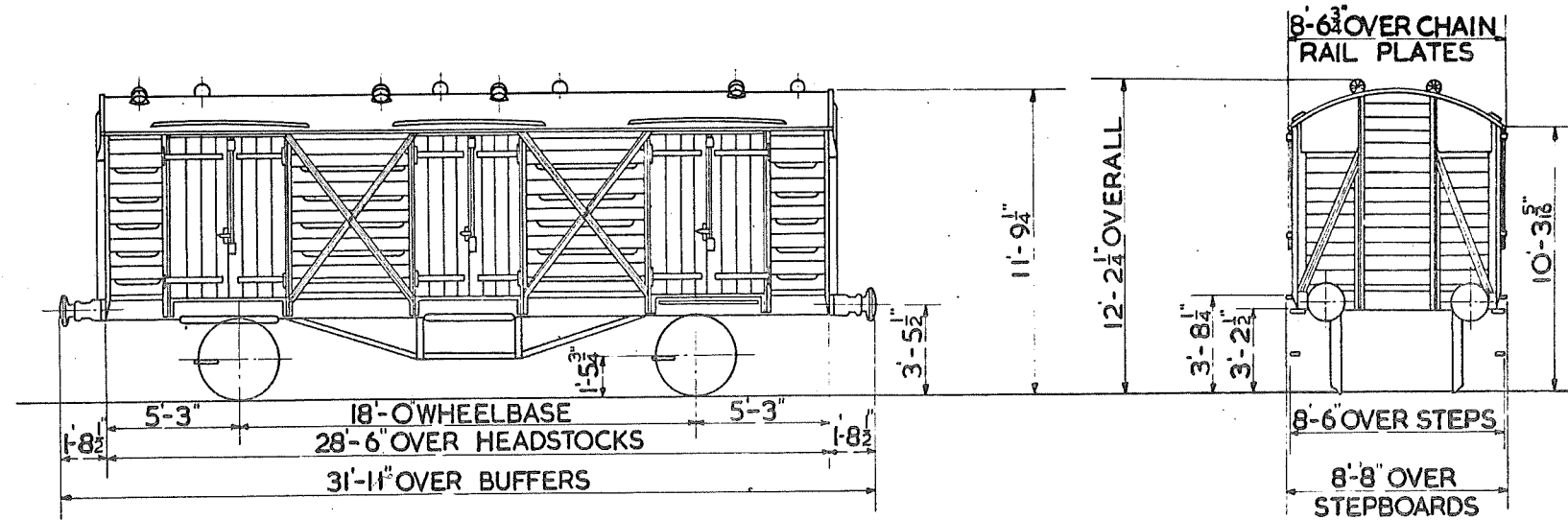
B.R. 800



BUFFERS SELF CONTAINED.  
SCREW COUPLING.  
JOURNALS  $9 \times 4\frac{1}{2}$   
FLOOR "DECOLITE"

# 28'-6" FRUIT VAN.

BR. 805.



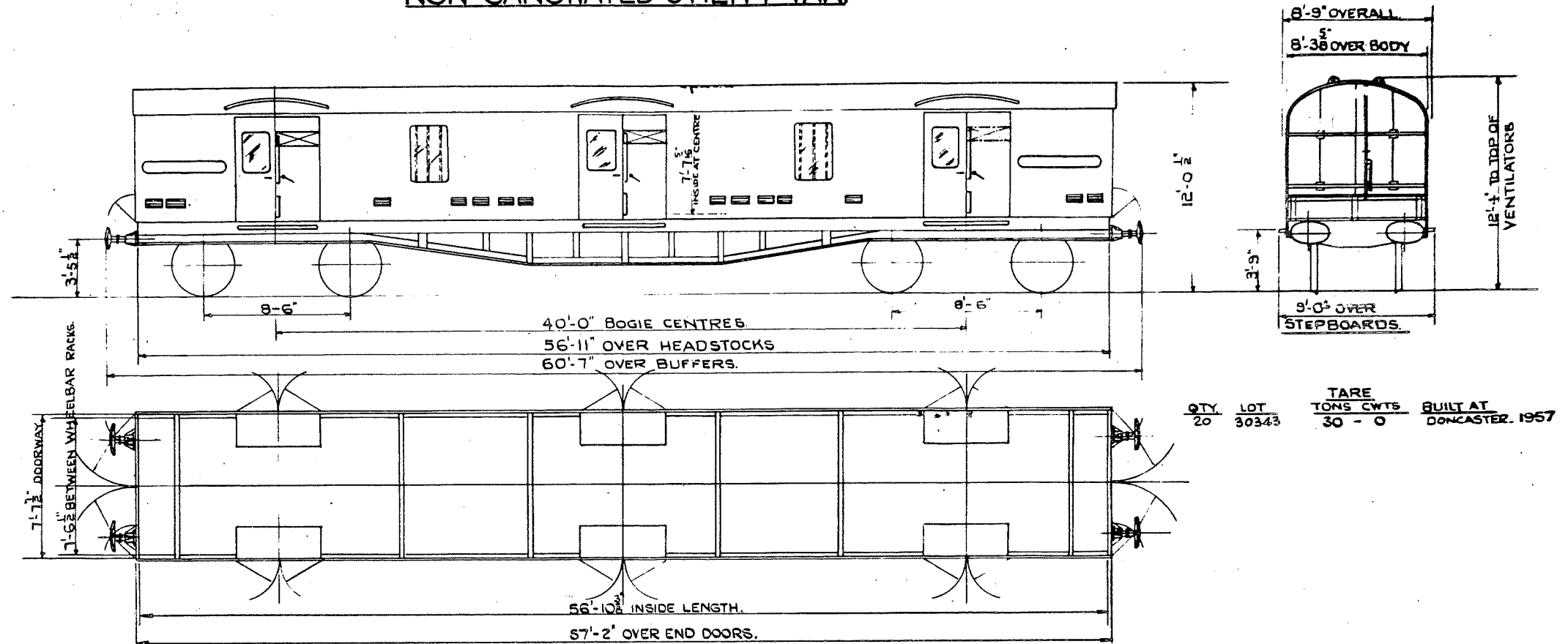
TEL CODE:- FRUIT. D.  
MIN CURVE:- 1<sup>3</sup>/<sub>4</sub> CHAINS.  
BRAKE:- HAND LEVER  
& AV.B.  
ELECTRIC LIGHTING.

WHEELS:- 3'-1<sup>1</sup>/<sub>2</sub>" DIA.  
JOURNALS:- 8"x4<sup>1</sup>/<sub>2</sub>"  
BUFFERS:- SELF CONTAINED  
BUFFER HEADS:- 1'-4" DIA.  
COUPLINGS:- SCREW  
BODY:- WOOD  
FLOOR:- BITUMEN EMULSION

QTY	LOT	TARE		BUILT AT
		TONS	CWTS	
65	30345	11	8	SWINDON
50	30383	11	8	SWINDON



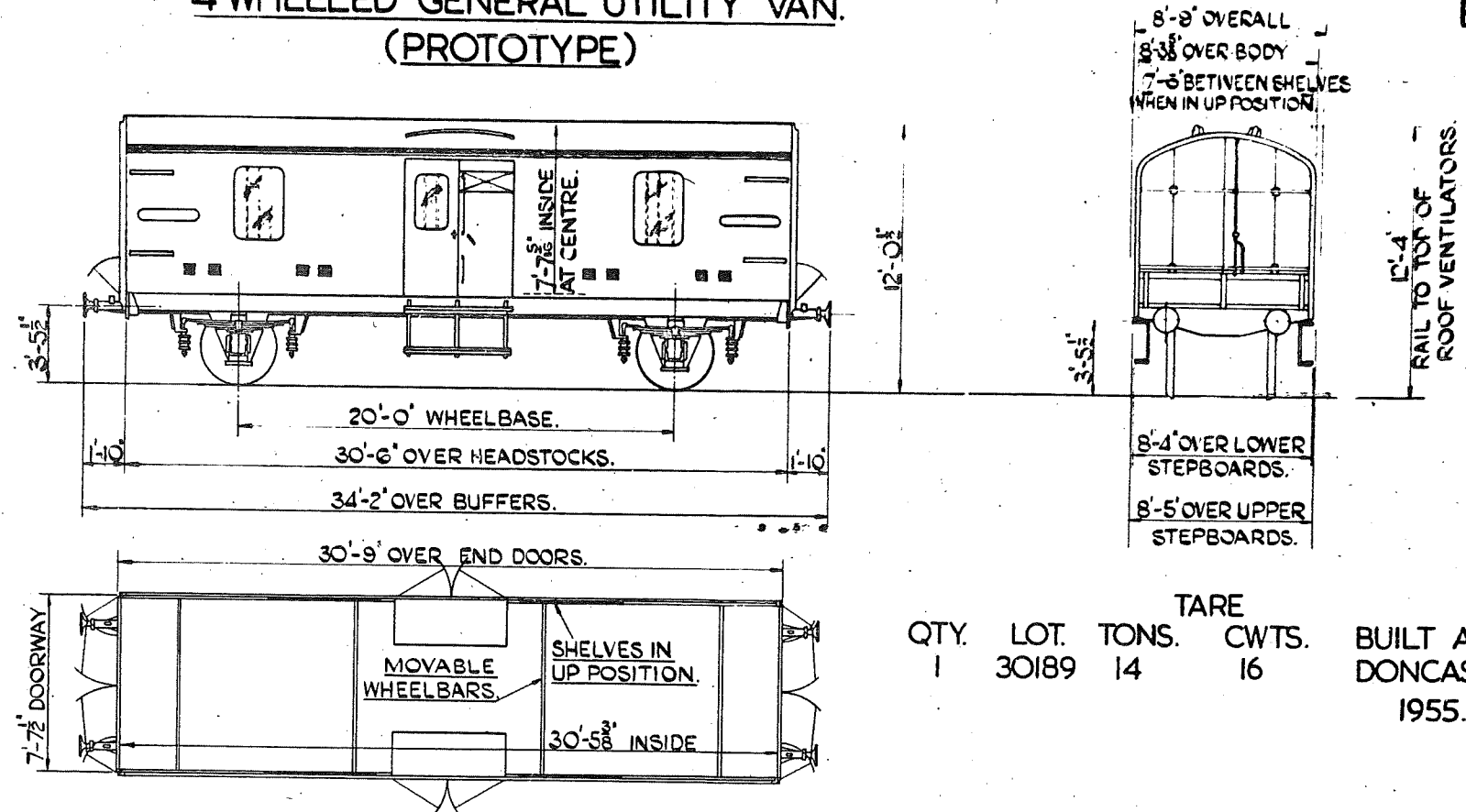
## BR. 811



SCALE  FEET

# 4 WHEELED GENERAL UTILITY VAN. (PROTOTYPE)

BR. 815.



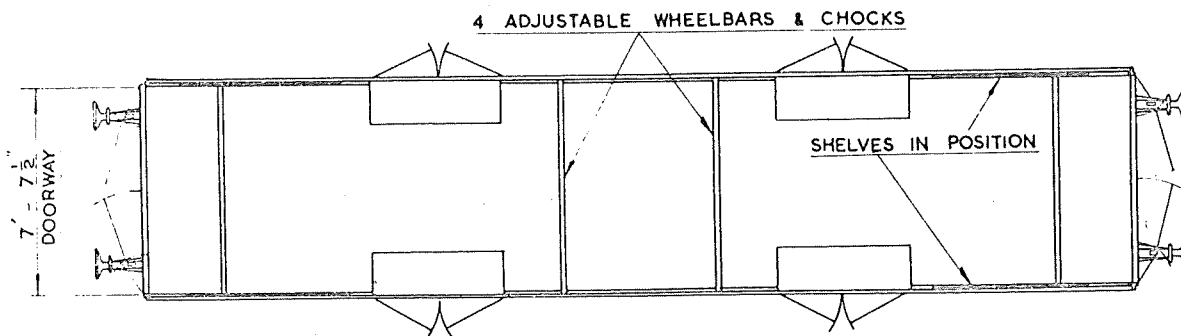
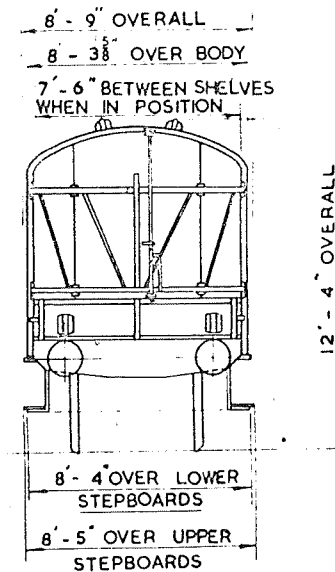
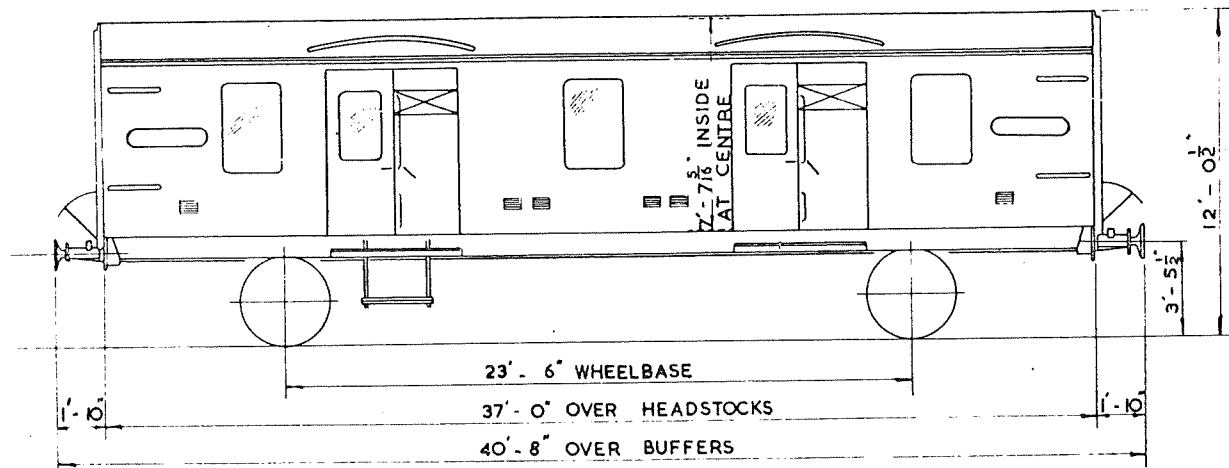
QTY.	LOT.	TARE TONS.	CWTS.	BUILT AT
1	30189	14	16	DONCASTER
				1955.

CARRYING CAPACITY 10 TONS. EVENLY DISTRIBUTED.  
4 WHEELBARS.  
8 SHELVES 5'-2" X 1'-11".

SCALE 0 2 4 6 8 10 FEET

# 4 WHEELED COVERED CARRIAGE TRUCK.

B.R. 816



QTY.	LOT No.	TARE	BUILT AT	VEH.No.
200	30549		EARLESTOWN	94101 - 94300
154	30562		"	94301 - 94454
141	30563		"	94455 - 94595
97	30564		"	94596 - 94692
200	30614		"	94693 - 94892
30	30651		"	94893 - 94922

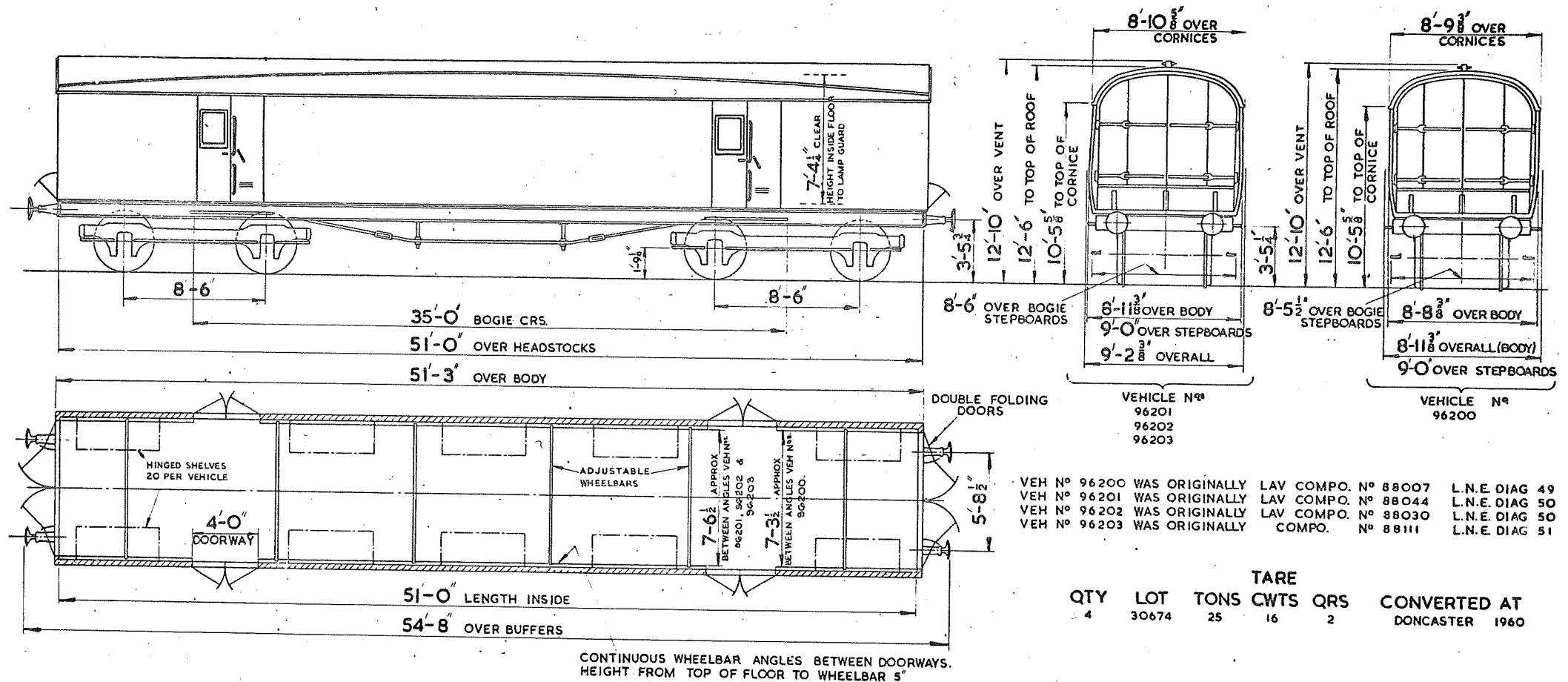
CARRYING CAPACITY 10 TONS, EVENLY DISTRIBUTED.

8 SHELVES 5'-2" X 1'-11"

SCALE 0 2 4 6 8 10 FEET

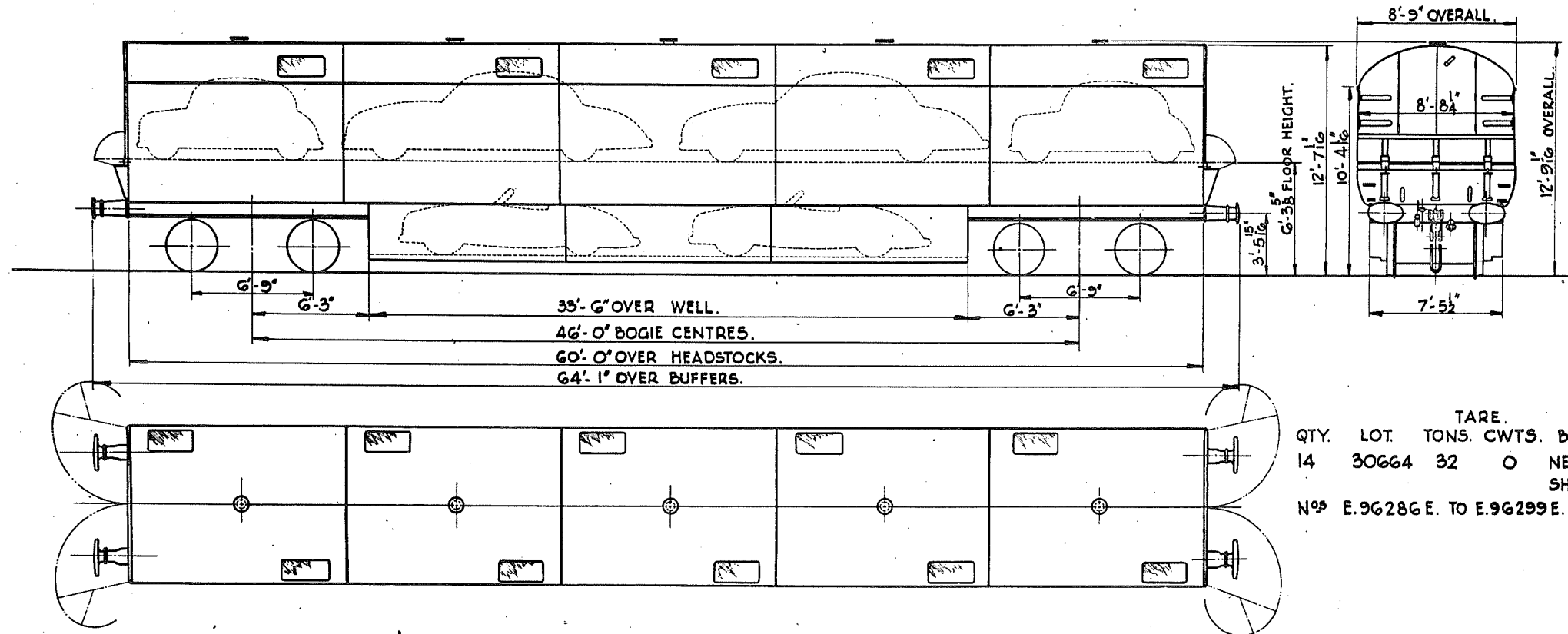
# BOGIE COVERED CARRIAGE TRUCK

B.R.817.



# TWO TIER COVERED CAR TRANSPORTER.

B.R. 820



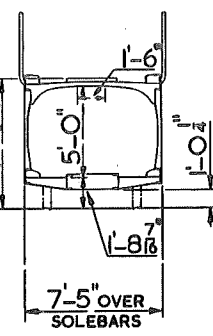
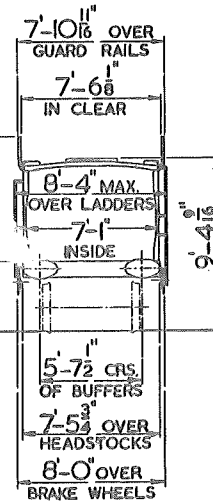
TARE.  
 QTY. LOT. TONS. CWTs. BUILT AT.  
 14 30664 32 0 NEWTON CHAMBERS  
 SHEFFIELD. 1961.  
 Nos E.96286 E. TO E.96299 E. INCL.

CARRYING CAPACITY. 12 1/2 TONS. - SIX CARS OR SEVEN SMALL CARS.  
 14 WHEELBARS.  
 BODY & ROOF:- FIBRE GLASS PANELS.

VACUUM, WESTINGHOUSE & HAND BRAKE.  
 R.I.V.  
 STEAM PIPED.  
 HYDRAULIC OPERATED LIFTS.

SCALE 0 2 4 6 8 10 FEET.

B.R.821



**SECTION - A A**

# 4x8<sup>TON</sup> ARTICULATED CAR TRANSPORTER

(VEHICLE DATA)

B.R.8 22.

LETTERED	TEL-CODE	LOT No.	QTY.	VEHICLE NUMBERS
CARTIC 4	CARTIC 4	30770	8 SETS	M95001, M95051*, M95052, M95002; M95003, M95053*, M95054, M95004; M95005, M95055*, M95056, M95006; M95007, M95057*, M95058, M95008; M95009, M95059*, M95060, M95010; M95011, M95061*, M95062, M95012; M95013, M95063*, M95064, M95014; M95015, M95065*, M95066, M95016.

ASTERISK INDICATES INTERMEDIATE VEHICLE  
CARRYING NO BRAKE EQUIPMENT.

TOTAL TARE:- 61T. 1C.

MIN. CURVE:- 3 CHAINS.

BRAKE:- SCREW TO OUTER BOGIES,  
AIR TO EACH BOGIE.

FLOOR:- CHEQUERED PLATE,  
EXPAMET RUNWAYS.

BODY:- STEEL.

WHEELS:- 2'-8" DIA.

JOURNALS:- 4<sup>7</sup>/<sub>8</sub>" DIA.

BUFFER HEADS:- 24"x 12<sup>1</sup>/<sub>2</sub>" (SPECIAL).

BUFFERS:- SELF CONTAINED.

COUPLINGS:- SCREW.

CHOCKS:- DOUBLE, ADJUSTABLE AS REQD. (56 REQD. PER UNIT.)

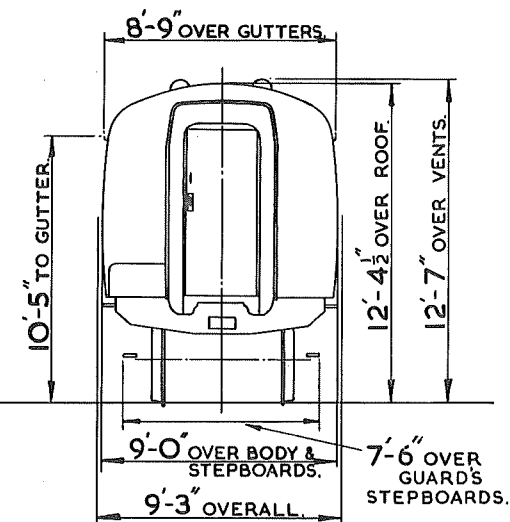
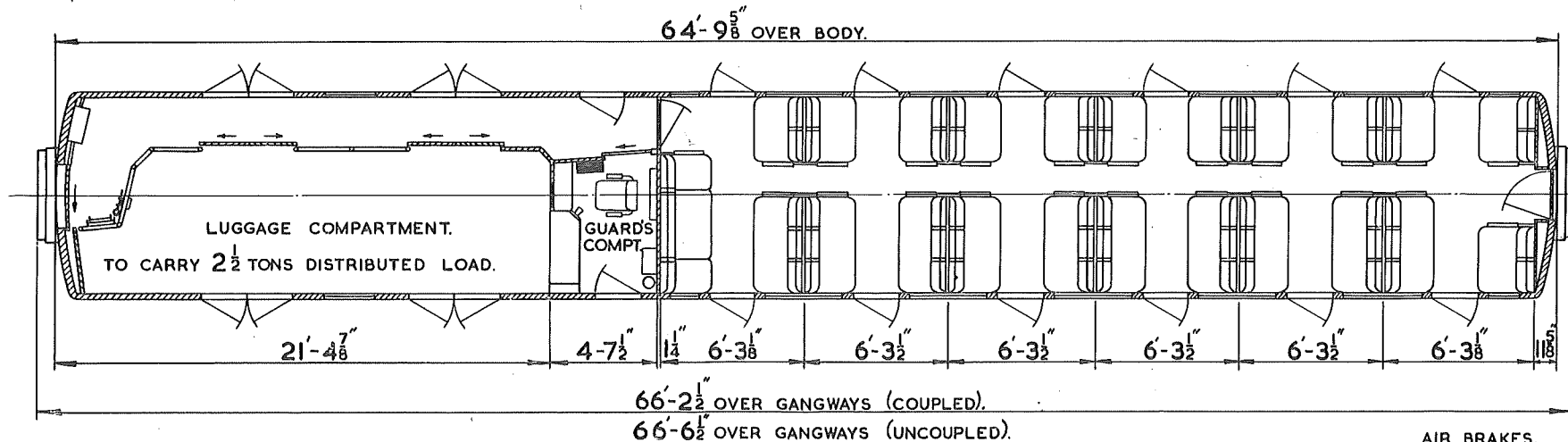
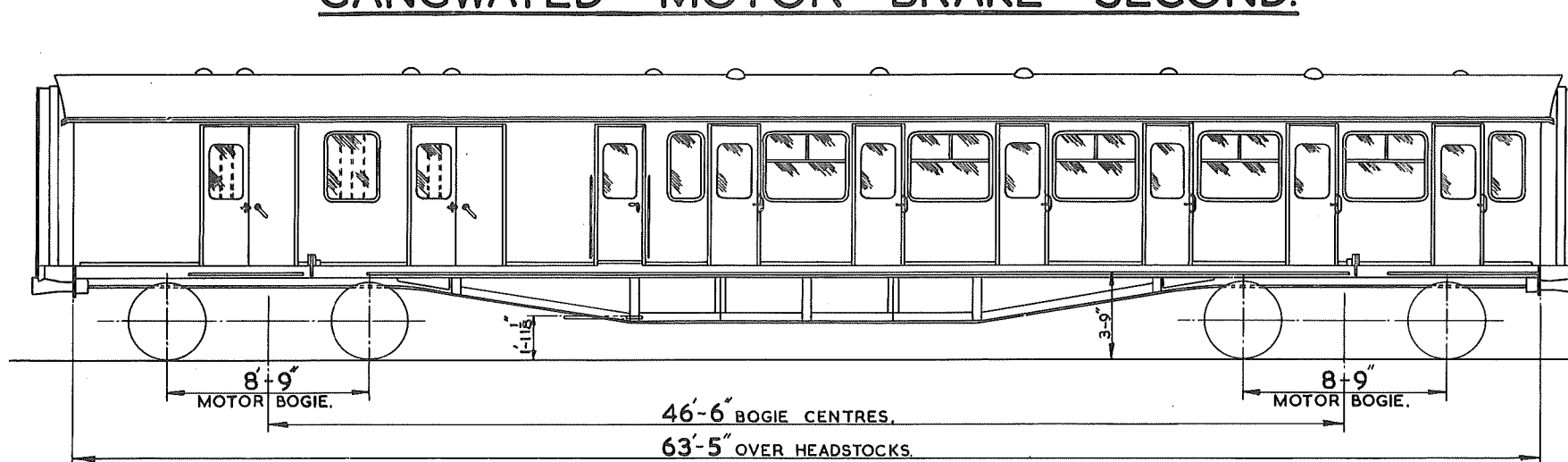
LOADING PLATES:- HINGED AT OPPOSITE  
CORNERS.

SEE DIAG. PAGE No.821 FOR DIAG. OF VEHICLE

This PDF copy by J.D. Faulkner, 2020 (visit <http://www.barrowmoremrg.co.uk>)

B.R. 880

# GANGWAYED MOTOR BRAKE SECOND.



		TARE.		
QTY.	LOT.	TONS	CWTS.	BUILT AT
20.	30760.			DERBY. 1966.

1 SALOON 58 SECOND CLASS SEATS. 1 GUARD'S COMPT. 1 LUGGAGE COMPT.



# DISTRIBUTED WEIGHT IN BRAKE PORTION OF PASSENGER CARRYING VEHICLES.

APPENDICES I.  
SHEET I.

DIAGRAM No.	TYPE.	SIZE OF BKE. COMPT.	CARRYING CAPACITY	DIAGRAM No.	TYPE.	SIZE OF BKE. COMPT.	CARRYING CAPACITY.
85	FIRST PARLOUR BRAKE. (PULLMAN.)	6'-6 $\frac{5}{8}$ "	—	407	MOTOR OPEN SECOND BRAKE.	8'-11 $\frac{13}{16}$ "	1 T.
161	BRAKE FIRST-CORRIDOR.	19'-0"	3 T.	408	MOTOR BRAKE SECOND.	12'-6 $\frac{5}{8}$ "	1 T.
162	BRAKE FIRST CORRIDOR. (INTEGRAL DESIGN.)	19'-5 $\frac{1}{8}$ "	3 T.	409	MOTOR OPEN SECOND BRAKE.	18'-10 $\frac{1}{8}$ "	1 T.
171	BRAKE COMPOSITE-CORRIDOR.	10'-11"	1 T.	410	DRIVING TRAILER OPEN SECOND BRAKE.	8'-9"	1 T.
172	BRAKE COMPOSITE-CORRIDOR.	10'-11"	1 T.	411	DRIVING TRAILER OPEN SECOND BRAKE.	8'-11 $\frac{13}{16}$ "	1 T.
181	BRAKE THIRD-CORRIDOR.	22'-8"	2 $\frac{1}{2}$ T.	412	DRIVING TRAILER OPEN SECOND BRAKE.	8'-11 $\frac{13}{16}$ "	1 T.
182	BRAKE THIRD-CORRIDOR.	22'-8"	2 $\frac{1}{2}$ T.	413	MOTOR OPEN SECOND BRAKE.	12'-6 $\frac{5}{8}$ "	1 T.
183	OPEN THIRD BRAKE.	16'-14"	2 T.	414	MOTOR SECOND BRAKE.	8'-8 $\frac{7}{8}$ "	1 T.
184	OPEN SECOND BRAKE.	16'-14"	2 T.	415	NON-DRIVING MOTOR OPEN SECOND BRAKE.	12'-6 $\frac{5}{8}$ "	1 T.
185	OPEN SECOND BRAKE. (INTEGRAL DESIGN.)	19'-5 $\frac{1}{8}$ "	3 T.	416	NON-DRIVING MOTOR OPEN SECOND BRAKE.	12'-6 $\frac{5}{8}$ "	1 T.
371	NON-CORRIDOR BRAKE THIRD.	18'-7 $\frac{13}{16}$ "	3 T.	417	NON-DRIVING MOTOR SECOND BRAKE.	12'-6 $\frac{5}{8}$ "	1 T.
372	NON-CORRIDOR BRAKE THIRD.	18'-9 $\frac{1}{16}$ "	3 T.	418	GANGWAY NON-DRIVING MOTOR SECOND BRAKE.	16'-10 $\frac{3}{4}$ "	1 $\frac{1}{2}$ T.
400	MOTOR OPEN THIRD BRAKE.	8'-11 $\frac{1}{2}$ "	1 T.	421	GANGWAY DRIVING MOTOR SECOND BRAKE.	17'-2 $\frac{1}{2}$ "	1 $\frac{1}{2}$ T.
401	MOTOR OPEN THIRD BRAKE.	15'-3"	SEE DIAG No. 422.	422	MOTOR OPEN SECOND BRAKE.	15'-3"	1 T.
402	MOTOR OPEN SECOND BRAKE.	9'-11 $\frac{3}{4}$ "	1 T.	423	NON-DRIVING MOTOR OPEN SECOND BRAKE.	12'-0"	2 T.
403	MOTOR OPEN SECOND BRAKE.	8'-9"	1 T.	449	DRIVING TRAILER SECOND BRAKE.	12'-5 $\frac{3}{4}$ "	1 T.
404	MOTOR BRAKE SECOND.	12'-6 $\frac{5}{8}$ "	SEE DIAG No. 419.	497	NON-DRIVING MOTOR PARCELS VAN.	63'-6"	10 T.
405	NON-DRIVING MOTOR SECOND BRAKE.	12'-6 $\frac{5}{8}$ "	1 T.	498	MOTOR PARCELS VAN.	46'-0"	7 T.
406	BATTERY RAILCAR.	15'-11 $\frac{3}{8}$ "	15 CWT.	499	MOTOR LUGGAGE VAN.	64'-5"	7 T.

# DISTRIBUTED WEIGHT IN BRAKE PORTION OF PASSENGER CARRYING VEHICLES.

APPENDICES I.  
SHEET 2.

DIAGRAM No.	TYPE.	SIZE OF BKE. COMPT.	CARRYING CAPACITY.	DIAGRAM No.	TYPE.	SIZE OF BKE. COMPT.	CARRYING CAPACITY.
500	EXPERIMENTAL A.E.C. LIGHTWEIGHT DIESEL TRAIN.	9'-1"	WITHDRAWN	534	NON-GANGWAY MOTOR OPEN SECOND BRAKE.	17'-8 $\frac{1}{2}$ "	35 CWT.
501	GANGWAY MOTOR OPEN SECOND BRAKE.	9'-8 $\frac{7}{8}$ "	20 CWT.	536	GANGWAY MOTOR OPEN SECOND BRAKE.	16'-3 $\frac{1}{8}$ "	30 CWT.
503	GANGWAY MOTOR OPEN SECOND BRAKE.	9'-11 $\frac{7}{8}$ "	20 CWT.	539	NON-GANGWAY MOTOR OPEN SECOND BRAKE.	13'-7"	25 CWT.
504	GANGWAY MOTOR OPEN SECOND BRAKE.	12'-10 $\frac{1}{8}$ "	25 CWT.	540	GANGWAY MOTOR OPEN COMPOSITE BRAKE.	24'-11 $\frac{1}{2}$ "	45 CWT.
506	LIGHTWEIGHT 3 CAR DIESEL TRAIN.	9'-1"	WITHDRAWN	543	GANGWAY MOTOR OPEN SECOND BRAKE.	16'-2 $\frac{7}{8}$ "	30 CWT.
508	GANGWAY TRAILER OPEN SECOND BRAKE.	16'-0"	30 CWT.	546	GANGWAY TRAILER OPEN SECOND BRAKE LAVATORY.	16'-3 $\frac{3}{8}$ "	30 CWT.
512	NON GANGWAY MOTOR OPEN SECOND BRAKE.	13'-7"	25 CWT.	548	GANGWAY MOTOR OPEN SECOND BRAKE.	16'-2 $\frac{7}{8}$ "	30 CWT.
514	SINGLE OPERATING UNIT No. 1.	5'-6 $\frac{5}{8}$ "	15 CWT.	550	INTERMEDIATE MOTOR BRAKE SECOND.	8'-10 $\frac{1}{2}$ "	1 T.
515	SINGLE OPERATING UNIT No. 2.	11'-7 $\frac{1}{4}$ "	25 CWT.	552	LEADING MOTOR SECOND BRAKE.	8'-10 $\frac{1}{2}$ "	1 T.
516	GANGWAY MOTOR OPEN SECOND BRAKE.	16'-2 $\frac{7}{8}$ "	30 CWT.	553	NON-GANGWAY MOTOR OPEN SECOND BRAKE.	17'-8 $\frac{1}{2}$ "	35 CWT.
520	GANGWAY MOTOR OPEN SECOND BRAKE.	15'-11 $\frac{3}{4}$ "	30 CWT.	556	GANGWAY MOTOR OPEN SECOND BRAKE.	16'-0"	30 CWT.
522	GANGWAY MOTOR OPEN SECOND BRAKE.	15'-11 $\frac{3}{4}$ "	30 CWT.	557	GANGWAY MOTOR OPEN SECOND BRAKE.	16'-0"	30 CWT.
523	GANGWAY MOTOR OPEN SECOND BRAKE.	15'-11 $\frac{3}{4}$ "	30 CWT.	564	GANGWAY MOTOR OPEN COMPOSITE BRAKE.	16'-0"	30 CWT.
524	GANGWAY MOTOR OPEN SECOND BRAKE.	15'-11 $\frac{3}{4}$ "	30 CWT.	566	MOTOR BRAKE SECOND.	16'-10"	2 T.
525	GANGWAY MOTOR OPEN SECOND BRAKE.	16'-2 $\frac{7}{8}$ "	30 CWT.	579	MOTOR SECOND BRAKE.	15'-6 $\frac{5}{8}$ "	2 T.
527	GANGWAY MOTOR SECOND BRAKE.	15'-11 $\frac{3}{8}$ "	30 CWT.	584	GANGWAY TRAILER OPEN SECOND BRAKE LAVATORY.	15'-11"	30 CWT.
528	GANGWAY MOTOR OPEN SECOND BRAKE.	16'-2 $\frac{7}{8}$ "	30 CWT.	587	MOTOR BRAKE COMPOSITE.	24'-11 $\frac{5}{8}$ "	2 T.
531	NON-GANGWAY MOTOR PARCELS VAN.	43'-0 $\frac{1}{2}$ "	4 T.	588	NON-GANGWAY MOTOR SEMI-OPEN SECOND BRAKE.	11'-4 $\frac{3}{8}$ "	25 CWT.
532	GANGWAY MOTOR OPEN SECOND BRAKE.	16'-2 $\frac{7}{8}$ "	30 CWT.	591	GANGWAY MOTOR OPEN SECOND BRAKE.	12'-8"	25 CWT.

DISTRIBUTED WEIGHT IN BRAKE PORTION OF PASSENGER CARRYING VEHICLES.

DIAGRAM No.	TYPE.	SIZE OF BKE.COMPT.	CARRYING CAPACITY.	DIAGRAM No.	TYPE.	SIZE OF BKE.COMPT.	CARRYING CAPACITY.
592	GANGWAY MOTOR OPEN SECOND BRAKE.	15'-11 $\frac{1}{2}$ "	30CWT.	636	GANGWAY MOTOR OPEN COMPOSITE BRAKE.	24'-11 $\frac{5}{8}$ "	2 T.
595	NON-GANGWAY MOTOR OPEN SECOND BRAKE.	17'-8 $\frac{1}{2}$ "	35CWT.	639	GANGWAY MOTOR OPEN SECOND BRAKE.	16'-2 $\frac{7}{8}$ "	30CWT.
598	NON-GANGWAY MOTOR SEMI-OPEN SECOND BRAKE.	11'-4 $\frac{3}{4}$ "	25CWT.	643	GANGWAY MOTOR PARCELS VAN.	55'-3 $\frac{3}{8}$ "	10 T.
602	GANGWAY MOTOR OPEN SECOND BRAKE.	16'-2 $\frac{7}{8}$ "	30CWT.	644	NON-GANGWAY MOTOR PARCELS VAN.	55'-3 $\frac{3}{8}$ "	10 T.
604	GANGWAY MOTOR OPEN SECOND BRAKE.	16'-2 $\frac{7}{8}$ "	30CWT.	650	MOTOR OPEN SECOND BRAKE. (DIESEL ELECTRIC.)	8'-11 $\frac{3}{8}$ "	1 T.
606	GANGWAY MOTOR OPEN SECOND BRAKE.	9'-3"	15 CWT.	651	MOTOR OPEN SECOND BRAKE. (DIESEL ELECTRIC.)	8'-11 $\frac{3}{8}$ "	1 T.
608	GANGWAY LEADING MOTOR BRAKE SECOND.	12'-8 $\frac{1}{2}$ "	2 T.	652	MOTOR OPEN SECOND BRAKE. (DIESEL ELECTRIC.)	8'-2 $\frac{1}{16}$ "	1 T.
610	DIESEL RAILBUS.	-	3 CWT. PER LUGGAGE PORTION.	653	MOTOR OPEN FIRST LAVATORY BRAKE. (PULLMAN.) (DIESEL ELECTRIC.)	11'-0 $\frac{3}{4}$ "	-
611	DIESEL RAILBUS.	-	4 CWT. PER LUGGAGE PORTION.	654	MOTOR OPEN SECOND BRAKE. (PULLMAN.) (DIESEL ELECTRIC.)	11'-0 $\frac{3}{4}$ "	-
612	DIESEL RAILBUS.	-	3 CWT. PER LUGGAGE PORTION.	655	MOTOR OPEN SECOND BRAKE. (DIESEL ELECTRIC.)	8'-2 $\frac{1}{16}$ "	1 T.
613	DIESEL RAILBUS.	-	4 CWT. PER LUGGAGE PORTION.	656	MOTOR OPEN SECOND BRAKE. (DIESEL ELECTRIC.)	14'-5 $\frac{7}{8}$ "	1 T.
614	DIESEL RAILBUS.	-	3 CWT. PER LUGGAGE PORTION.	679	DRIVING TRAILER COMPOSITE. (DIESEL ELECTRIC.)	6'-2 $\frac{3}{4}$ "	1 $\frac{1}{2}$ T.
615	GANGWAY MOTOR OPEN SECOND BRAKE.	15'-11 $\frac{3}{4}$ "	30CWT.	711	BRAKE VAN-CORRIDOR.	58'-0"	8 T.
626	GANGWAY TRAILER OPEN SECOND BRAKE.	16'-3 $\frac{1}{2}$ "	30CWT.	800	12 TON INSULATED FISH VAN.	20'-5 $\frac{1}{2}$ "	12 T.
627	GANGWAY TRAILER OPEN SECOND BRAKE.	16'-3 $\frac{1}{2}$ "	30CWT.	805	28'-6" FRUIT VAN.	28'-4 $\frac{1}{2}$ "	10 T.
632	GANGWAY MOTOR OPEN SECOND BRAKE.	16'-2 $\frac{7}{8}$ "	30CWT.	810	NON-GANGWAY UTILITY VAN.	56'-10 $\frac{1}{8}$ "	14 T.
633	GANGWAY MOTOR OPEN SECOND BRAKE.	15'-11 $\frac{3}{8}$ "	30CWT.	811	NON-GANGWAY UTILITY VAN.	56'-10 $\frac{1}{8}$ "	14 T.
634	GANGWAY MOTOR OPEN SECOND BRAKE.	16'-2 $\frac{7}{8}$ "	30CWT.	812	NEWSPAPER VAN P.M.V.	56'-6 $\frac{1}{8}$ "	14 T.
635	GANGWAY MOTOR OPEN SECOND BRAKE.	16'-0 $\frac{3}{4}$ "	30CWT.	815	4 WHEELED GENERAL UTILITY VAN.	30'-5 $\frac{1}{8}$ "	10 T.

## DISTRIBUTED WEIGHT IN BRAKE PORTION OF PASSENGER CARRYING VEHICLES.

APPENDICES I.  
SHEET 4.

[illegible]