

BRITISH RAILWAYS DIAGRAMS OF SPECIALLY CONSTRUCTED VEHICLES

© COPYRIGHT NOTICE

This PDF file has been created from the original book with permission of BRB Residuary Ltd who, retain copyright in the original document.

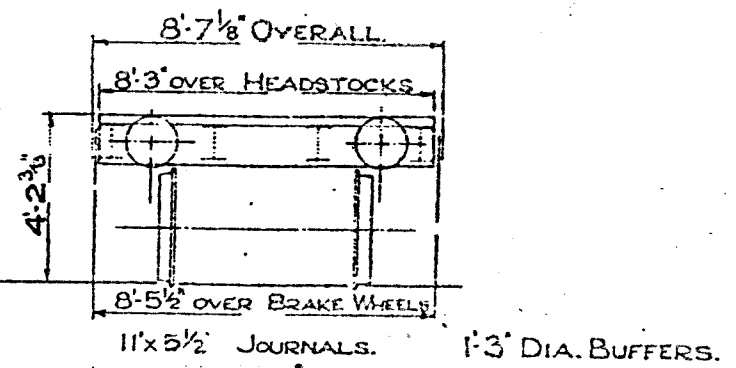
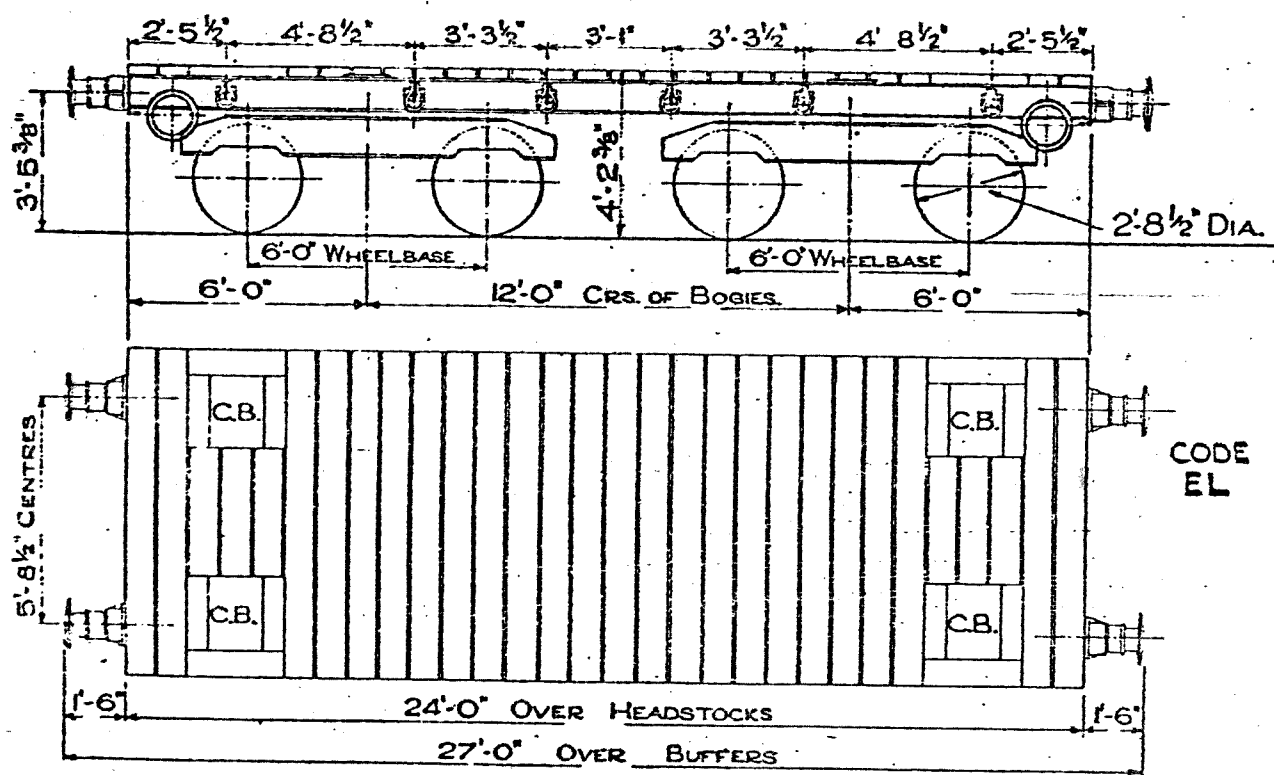
This PDF version by David Faulkner, 2014.

Individuals may: use, retain and print out this PDF version for their private information or for that of their non-commercial enthusiast society or railway club.

This document and any copies produced from it in any form may not be sold or lent for any payment in any form other than to cover copying or transmission costs. No reproduction permitted in any other form or circumstance without prior permission from the original copyright holder

40 TON ARMOUR PLATE TRUCK.

LETTERED - ARM EL, WE

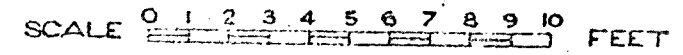


CODE
EL

QUANTITY 28
 NUMBERS - Lot 2008, - B907100, B907101, B907102, B907103, B907104, B907105, B907106
 Lot 2016 - B907107, B907108, B907109, B907110, B907111, B907112, B907113.

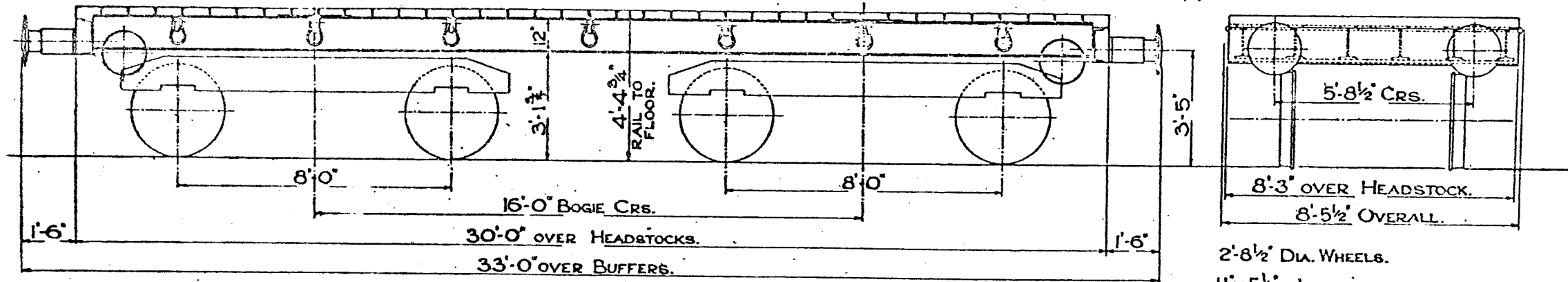
LOT	QTY	CODE	NUMBERS
2643	10	EL	908500 TO 908509
2721	2	EL	908510 & 908511
2924	1	WE	908512
3041	1	WE	908513

TEL CODE ARM EL, WE TIMBER FLOOR.
 TARE - 14 TONS 7 CWTs.
 MINIMUM CURVE TRUCK WILL NEGOTIATE IS 1 CHAIN
 C.B. - CHAIN BOX.
 SCREW HAND BRAKE.



55 TON ARMOUR PLATE TRUCK.

LETTERED-ARM ET. & ARM MD. & ARM WF



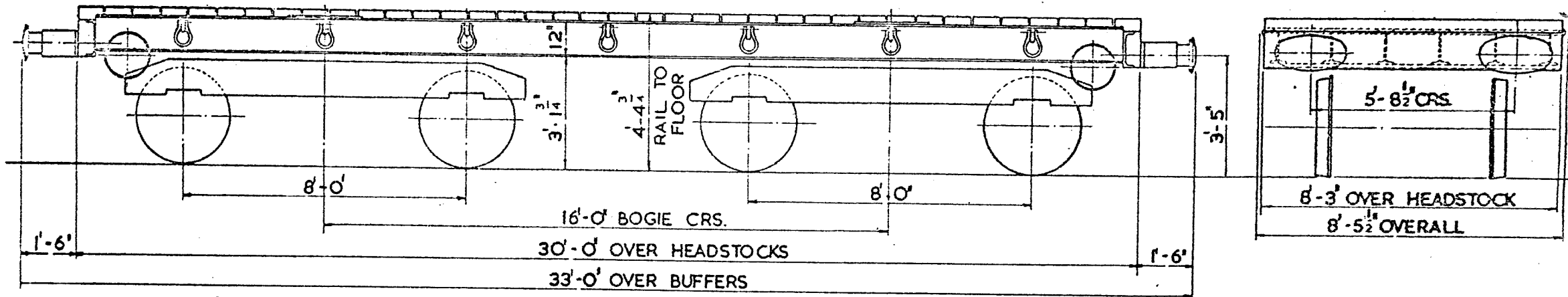
2'-8 1/2" DIA. WHEELS.
 11" x 5 1/2" JOURNALS.
 1'-6" DIA. BUFFERS.

TARE - 16 TONS 15 CWTS.
 MINIMUM CURVE 3/4 CHAIN.
 ALL WOOD FLOOR.
 SCREW HAND BRAKE.

TEL CODE - ARM ET.	LOT 2174	LOT 2622	2651
	QTY. 4	7	4
	No. B908000	908009	908016
	TO B908003	TO 908015	TO 90809
TEL CODE - ARM MD.	LOT 2174	TEL CODE	LOT 2938
	QTY. 5	ARM WF	QTY 1
	No. B908004		No. 908020
	TO B908008		

**55 TON ARMOUR PLATE TRUCK
LETTERED-ARM. ET.**

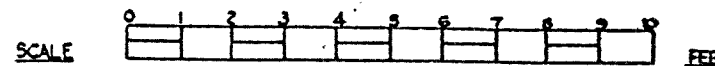
3



TEL CODE :- ARM. ET.
TARE :- 15 TON 12 CWT.
MINIMUM CURVE :- 3/4" CHAIN
BRAKE :- SCREW HAND & THRO' PIPE
WOOD FLOOR

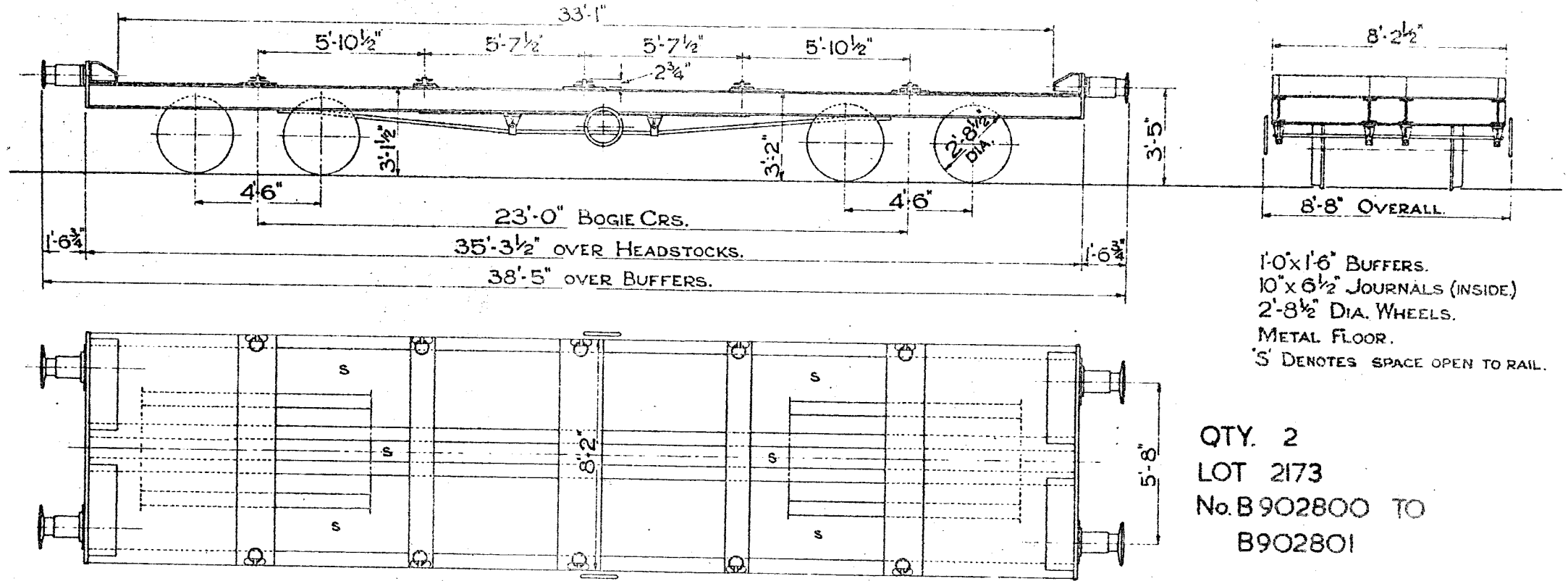
LOT	QTY	NUMBERS
3171	6	908022 TO 908027

WHEELS :- 2'-8 1/2" DIA.
JOURNALS :- 11" x 5 1/2" DIA.
BUFFERS :- SELF CONTAINED
BUFFER HEADS :- 24" x 14" OVAL
COUPLINGS :- INSTANTER



35 TON BOILER WAGON.
LETTERED - BOILER EG.

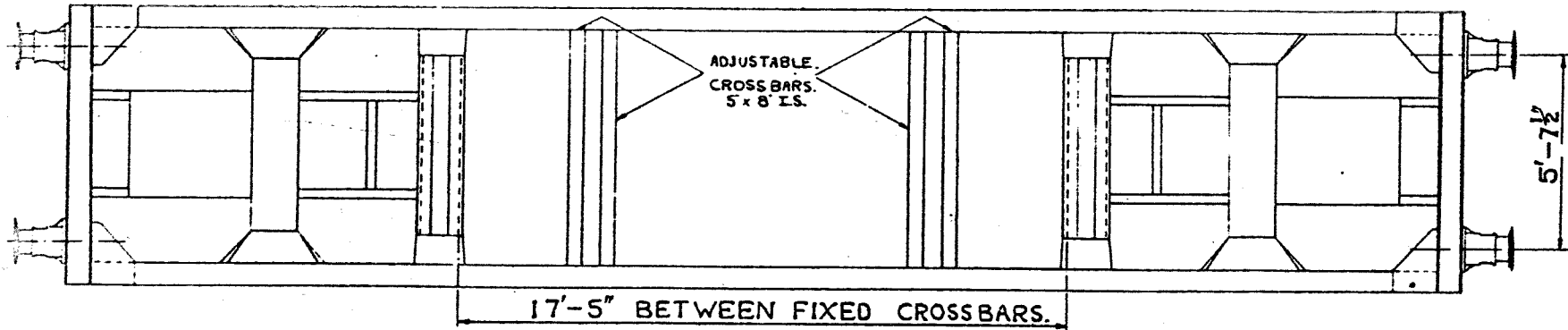
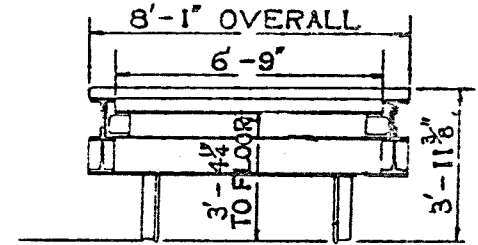
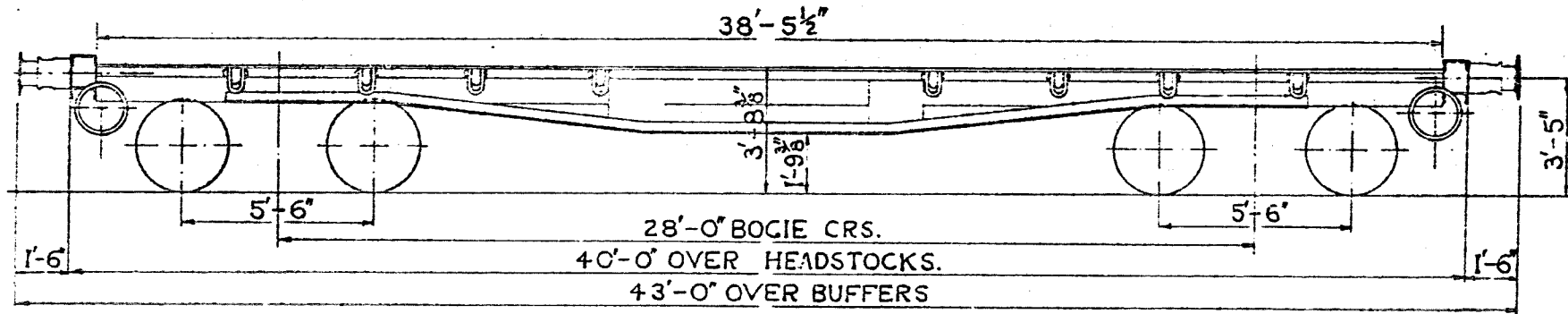
30



TEL. CODE - BOILER EG.
 TARE 16 TONS 12 CWTS.
 SCREW HAND BRAKE.
 MINIMUM CURVE 1 1/2 CHAINS.

35 TON BOILER WAGON. B.R.
 LETTERED BOILER E.F.

31.



LOT	OR	NUMBER
2568	1	902802

TEL. CODE. BOILER E.F. TARE 15 TONS 6 CWT
 BRAKE - SCREW HAND WHEEL.
 MINIMUM - CURVE 1 CHAIN.

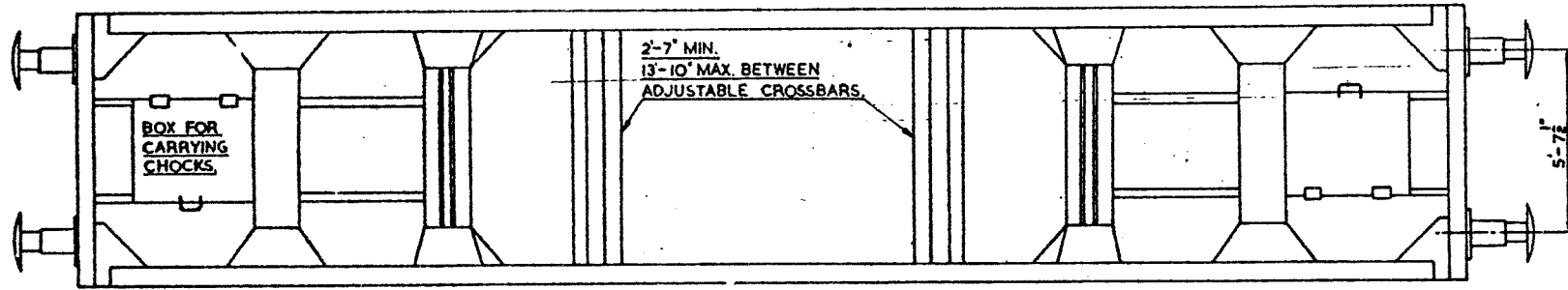
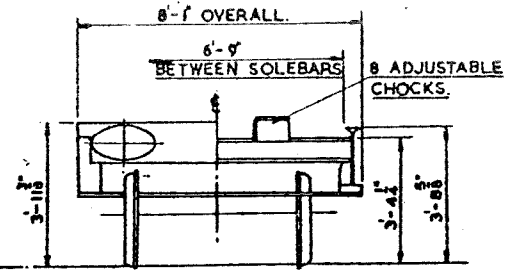
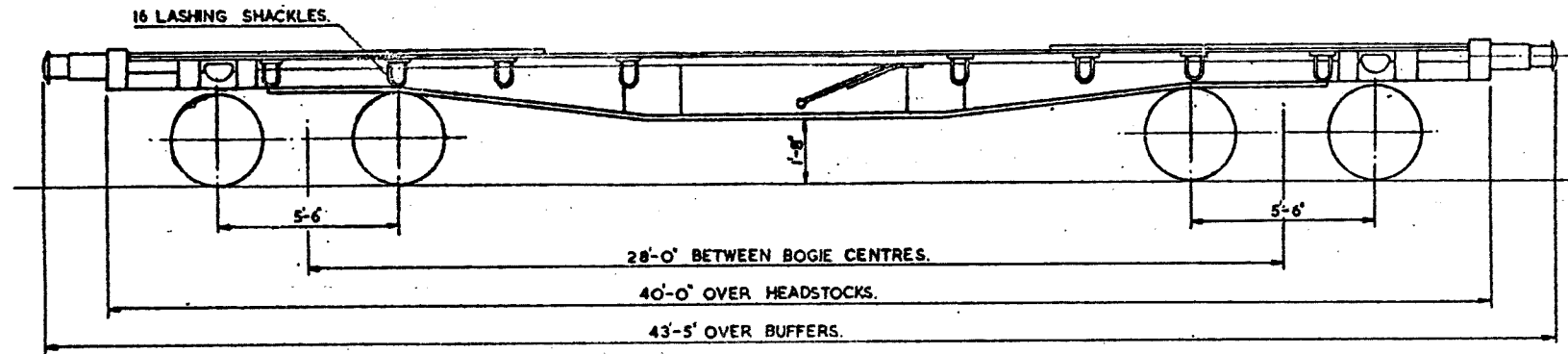
WHEELS. 2'-9" DIA.
 BUFFERS. 1'-6" DIA.
 FLOOR - STEEL.

JOURNALS. 10x5"
 BODY - STEEL.
 COUPLINGS - 3 LINK.

35 TON BOILER WAGON.

LETTERED BOILER E.F.

32



LOT No.	QTY.	VEHICLE No.
3110	1	B 902804

TEL. CODE :- BOILER E.F.
 HAND BRAKE :- SIDE LEVER.
 VACUUM THROUGH PIPE.

TARE :- 16 TON-1 CWT
 MINIMUM CURVE :- 1 CHAIN.
 FRAME :- STEEL.

BUFFERS :- HYDRAULIC TYPE.
 BUFFER HEADS 24'X14'.
 JOURNALS 10'X4 7/8".

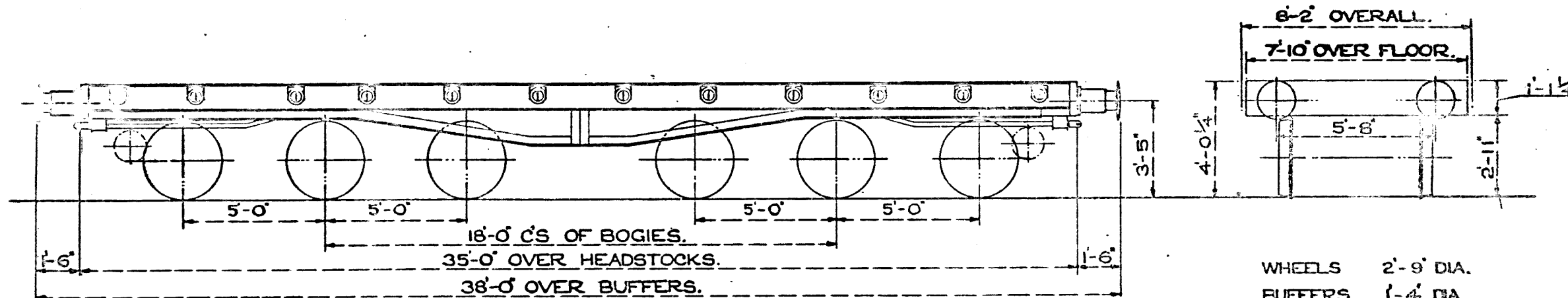
1'-8 1/2" PROJECTION.
 COUPLINGS :- INSTANTER.
 WHEELS :- 2'-8" DIA.



60 TON BOGIE FLAT WAGON.

70.

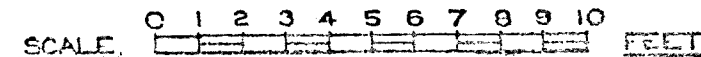
LETTERED FLAT. E.Q.



WHEELS 2'-9" DIA.
BUFFERS 1'-4" DIA.
JOURNALS 10" x 5"
ALL METAL FLOOR.

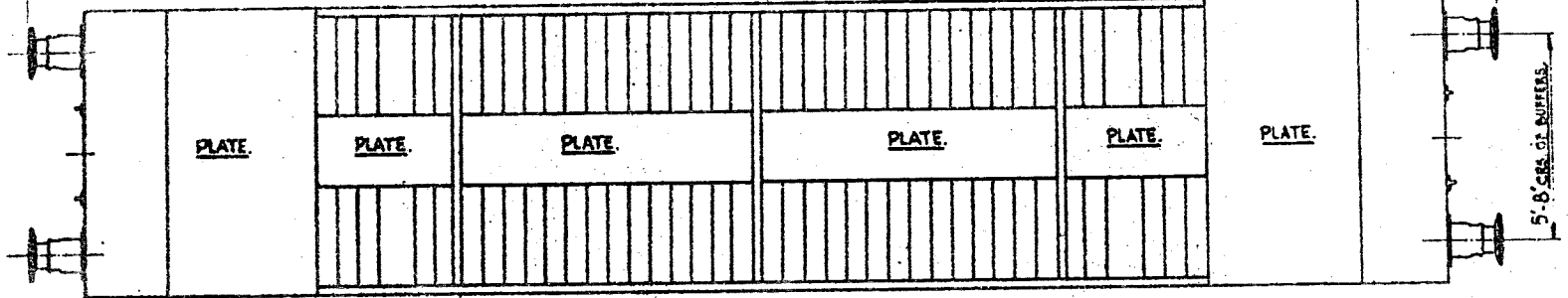
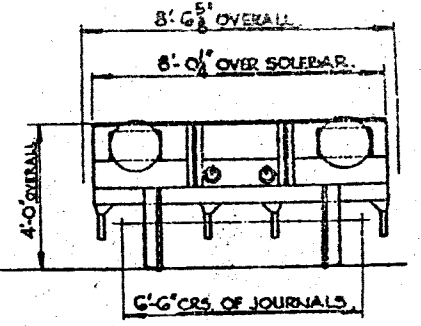
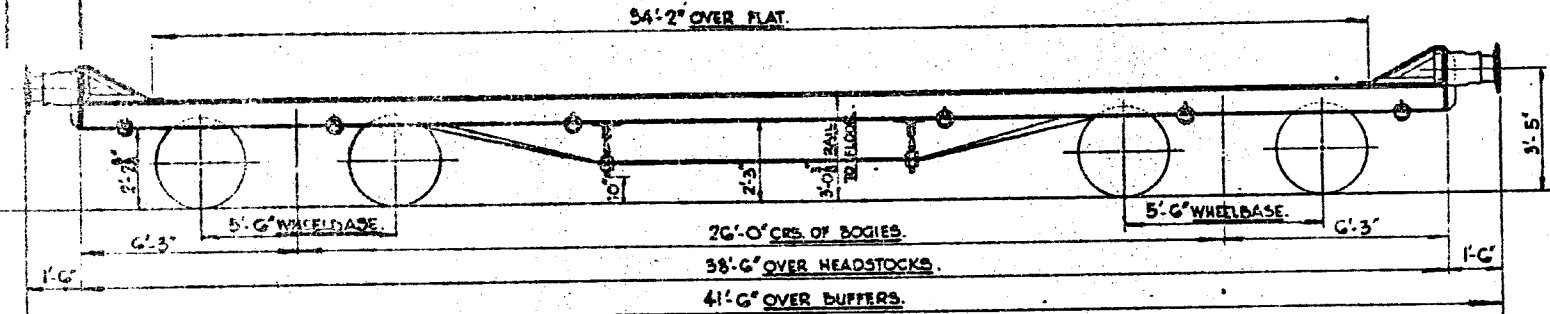
TEL. CODE:- FLAT. EQ.
MIN. CURVE 90 FEET.
TARE. 21T. 14C.
SCREW HAND BRAKE.
CARRYING CAPACITY. 60 TONS.

QUANTITY. 2.
LOT. 2285.
Nos. B907300 TO B907301.



30 TON FLAT WAGON LETTERED FLAT 'EL'


2	DES. NO.	30.507
VEHICLES	7569	30.507



- WHEELS:- 2'-6" DIA.
- JOURNALS:- 9" x 4 1/2"
- BUFFER:- SELF-CONTAINED.
- BUFFER HEADS:- 1'-4" DIA.
- COUPLINGS:- 3 LINK.

TEL. CODE:- FLAT 'EL'
BRAKE:- HAND (LEVER)
MINIMUM CURVE:- 2 1/2 CHAINS

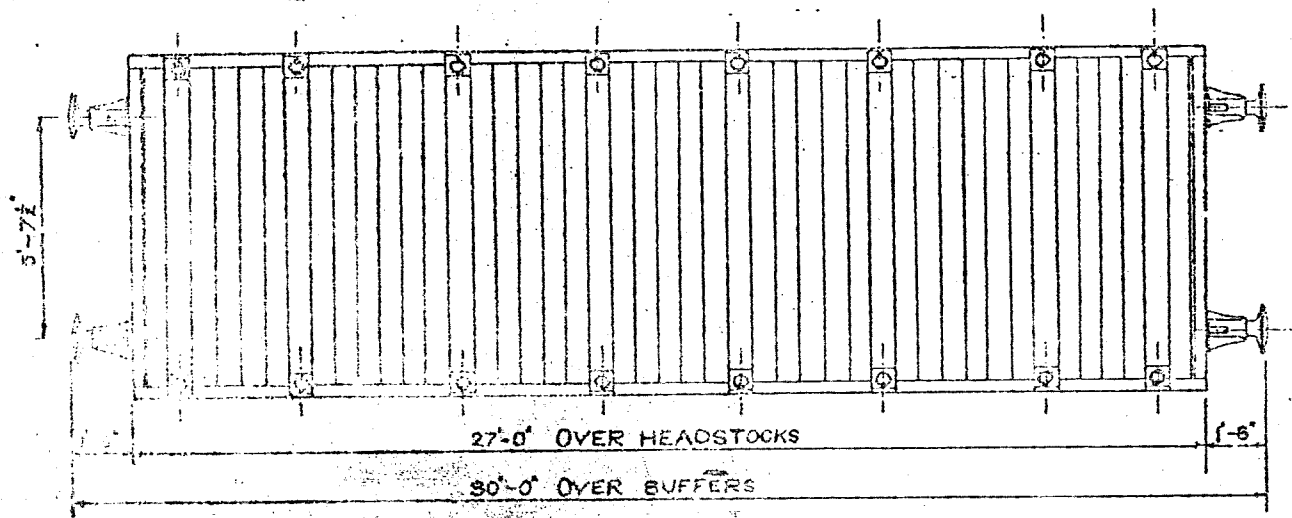
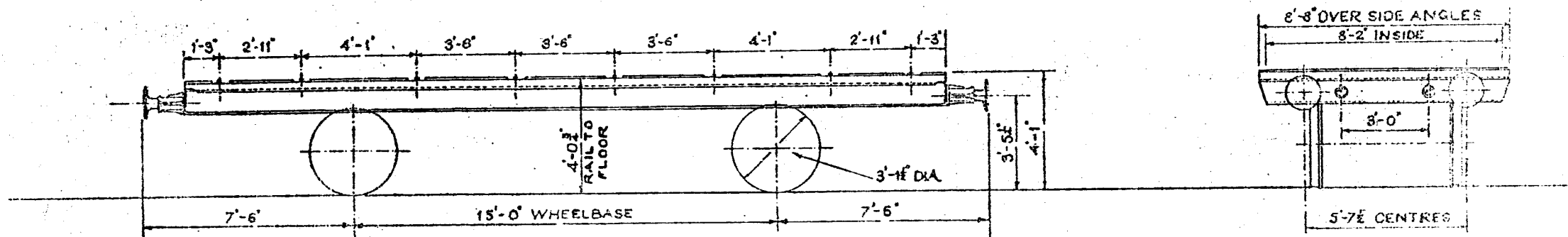
TARE:- 13 TONS 9 CWT.
FLOOR AREA:- 273 SQ. FT.
FLOOR:- WOOD & STEEL.
BODY:- STEEL.



12TON FLAT WAGON

LETTERED: FLAT ED.

72



WHEELS : 3'-11" DIA.
 JOURNALS : 0x4 1/2"
 BUFFERS : 1'-2" DIA.
 " : SPINDLE
 COUPLINGS : INSTANTER.
 FLOOR : WOOD
 LOT : 2632
 QUANTITY : 10
 NUMBERS : B906800
 TO B906809

TEL CODE : FLAT ED.
 TARE : 7 TONS. 12 CWTS.
 MIN. CURVE : 1 1/2 CHAINS

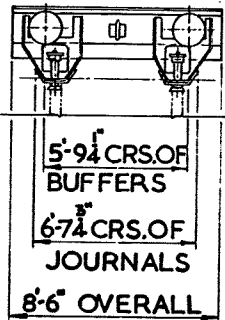
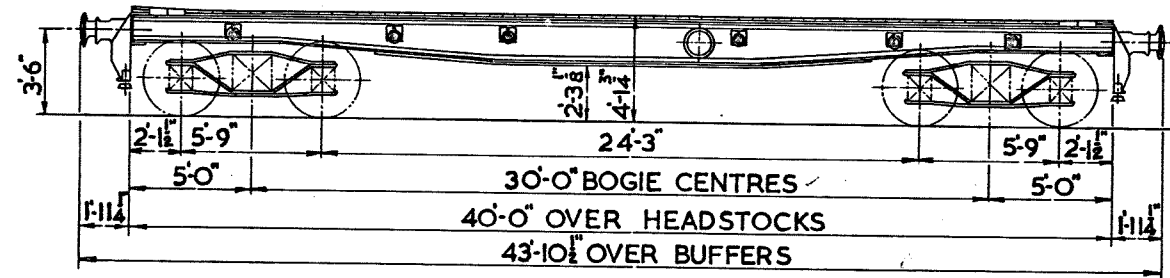
FLOOR AREA : 217 SQ. FT.
 BRAKE : HAND LEVER & AVB.

50TON FLAT WAGON

(EX WARFLAT)

73

LETTERED	TEL-CODE	LOT N ^o	QTY.	VEH.N ^o
FLAT WC	FLAT WC	3416	60	W161000 TO W161059



TARE :- 19 TONS 5CWTS.

MIN. CURVE :- 120 FT.

FLOOR :- WOOD

BRAKE :- SCREW
(SOME VAC. FITTED)

WHEELS :- 3'-0" DIA.

JOURNALS :- 11" x 5 1/2"

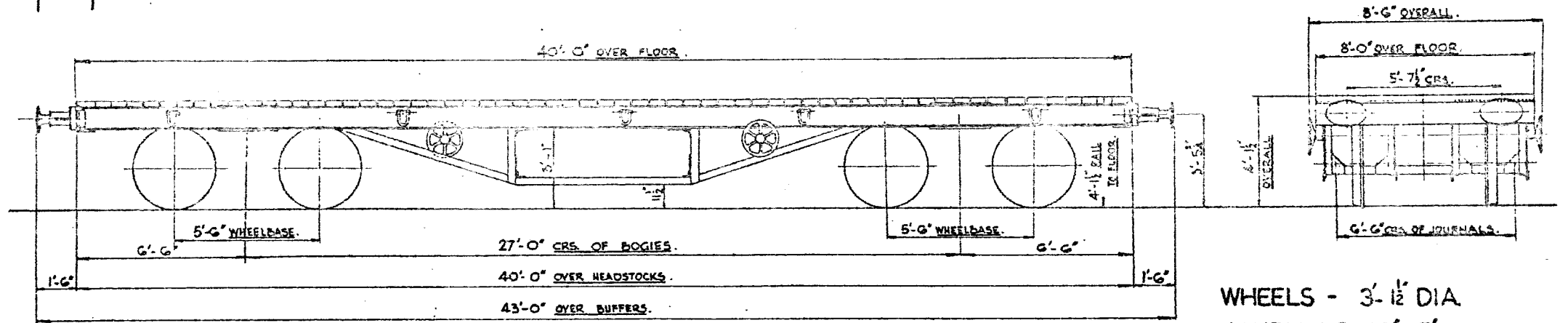
BUFFER HEADS :- 1'-3 3/4" DIA.

BUFFERS :- SELF CONTAINED

COUPLINGS :- SCREW

	LOT NO.	DRG. NO.
2 VEHICLES	1949	DN. 20560
6 VEHICLES	1944	DN. 20560

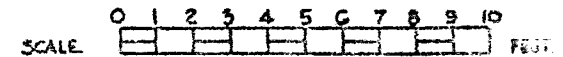
45 TON FLAT WAGON.
LETTERED FLAT ET.



TEL. CODE - FLAT ET.
BRAKE - STD. SLACK ADJUSTER (SCREW)
MINIMUM CURVE - 70 FT.

TARE - 15 TONS - 16 CWTs.
FLOOR AREA - 320 SQ. FT.
FLOOR - WOOD.

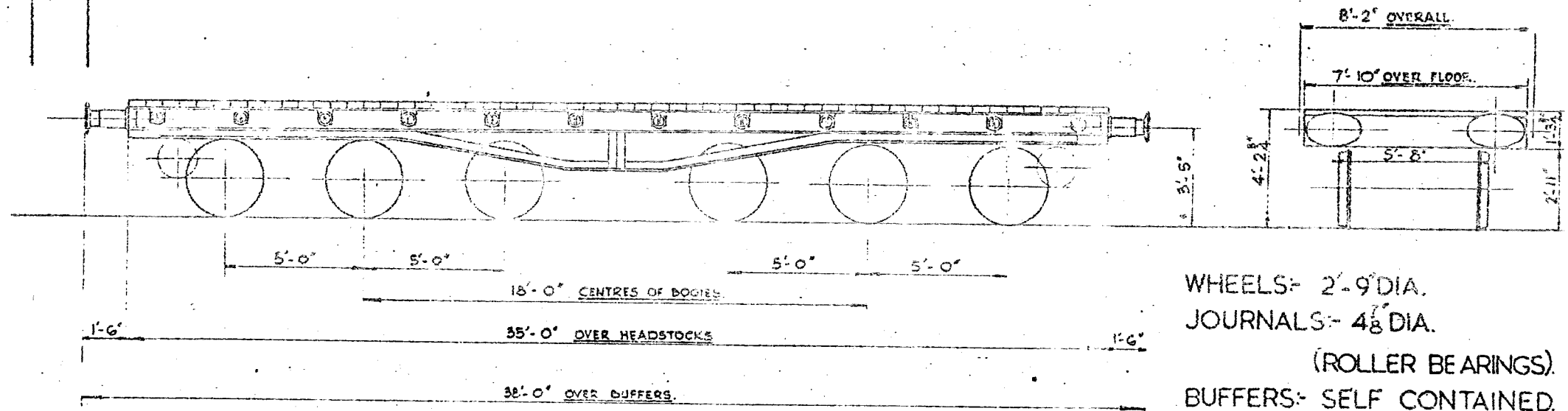
WHEELS - 3'-1 1/2" DIA.
JOURNALS - 10" x 5"
BUFFERS - SPINDLE TYPE.
BUFFER HEADS - 46" x 10" OVAL.
COUPLINGS - 3 LINK.



60 TON BOGIE FLAT WAGON.

LETTERED FLAT E.O.

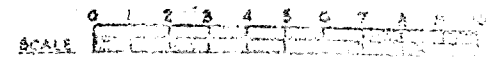
3 VEHICLES	LOT NO	DRG. NO	NRS B 907302 - B 907304
	3151	DN. 22181	



WHEELS:- 2'-9" DIA.
 JOURNALS:- 4 1/8" DIA.
 (ROLLER BEARINGS).
 BUFFERS:- SELF CONTAINED.
 BUFFER HEADS:- 24" x 14" OVAL.
 COUPLINGS:- INSTANTER.

TELE. CODE:- FLAT E.O.
 CARRYING CAPACITY:- 60 TONS.
 TARE :- 22T. 14 CWT.
 MINIMUM CURVE:- 90 FEET.
 SCREW HAND BRAKE.

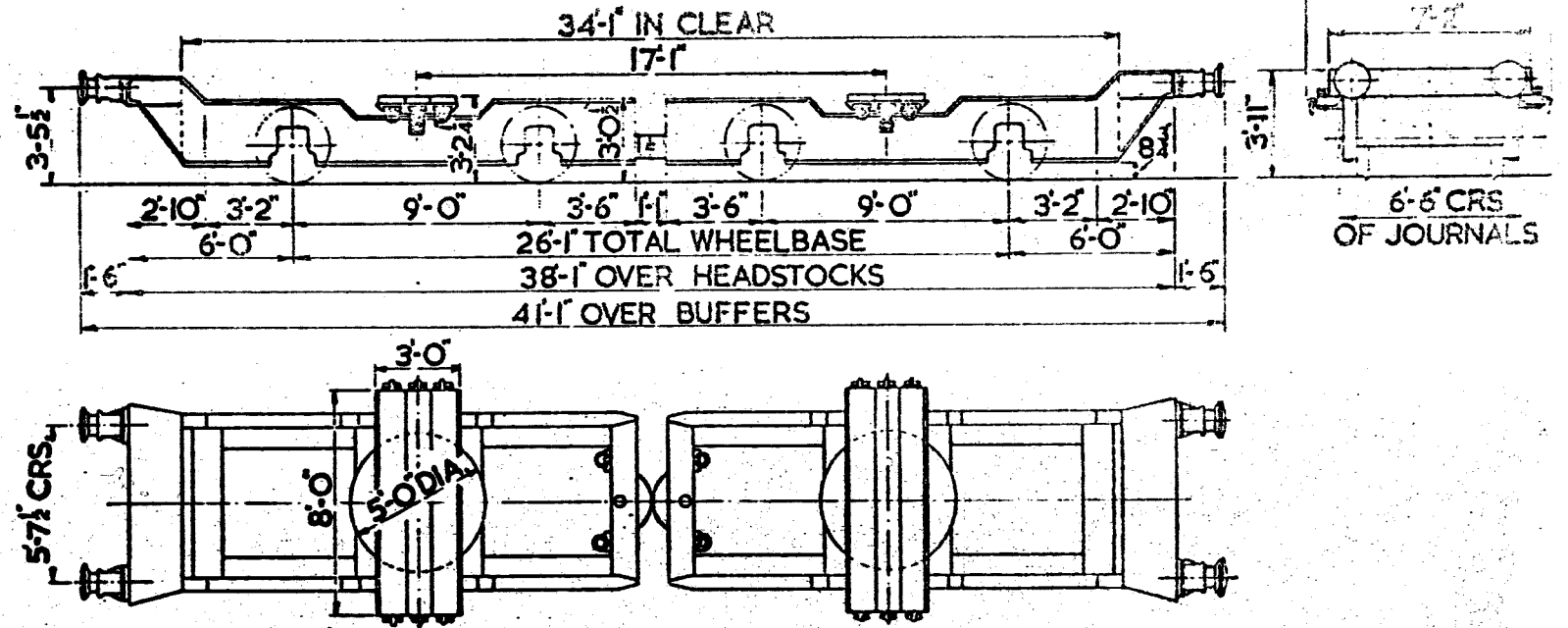
FLOOR AREA:- 274 SQ. FT.
 FLOOR:- WOOD.
 BODY:- STEEL.
 THROUGH VACUUM PIPE.



40 TON GIRDER WAGON SET

150

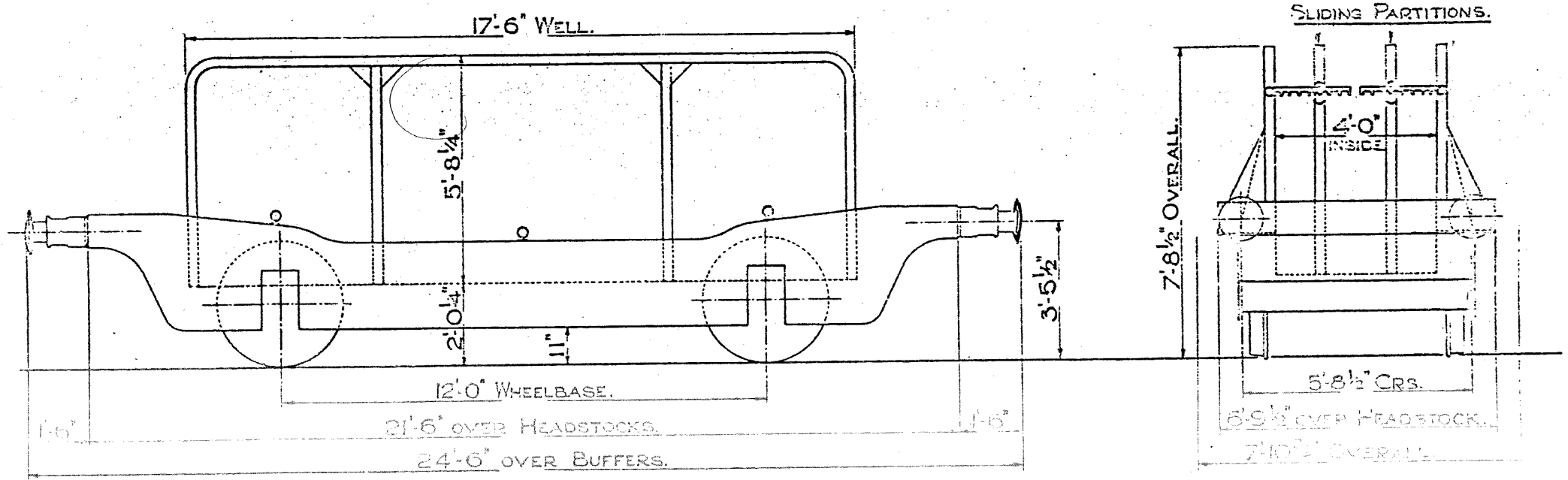
LETTERED	TEL-CODE	LOT No	QTY.	VEH.No's
GIRDER WG	GIRDWAG WG.	2692	1 SET	B.907500 B907501
GIRDER WG	GIRDWAG WG.	2873	1 SET	B907502 B907503



TARE. 9 TONS 9 CWTs EACH. 18T. 18C. TOTAL. BUFFERS. SELF CONTAINED.
 BRAKE. HAND LEVER. BUFFER HEADS. 1'-1" DIA.
 MIN. CURVE. 1/2 CHAINS. COUPLINGS. 3 LINK
 WHEELS. 2'-8" DIA.
 JOURNALS. 10" x 5"

12 TON GLASS WAGON.

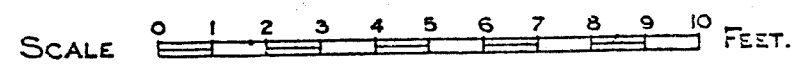
LETTERED- GLASS WC.



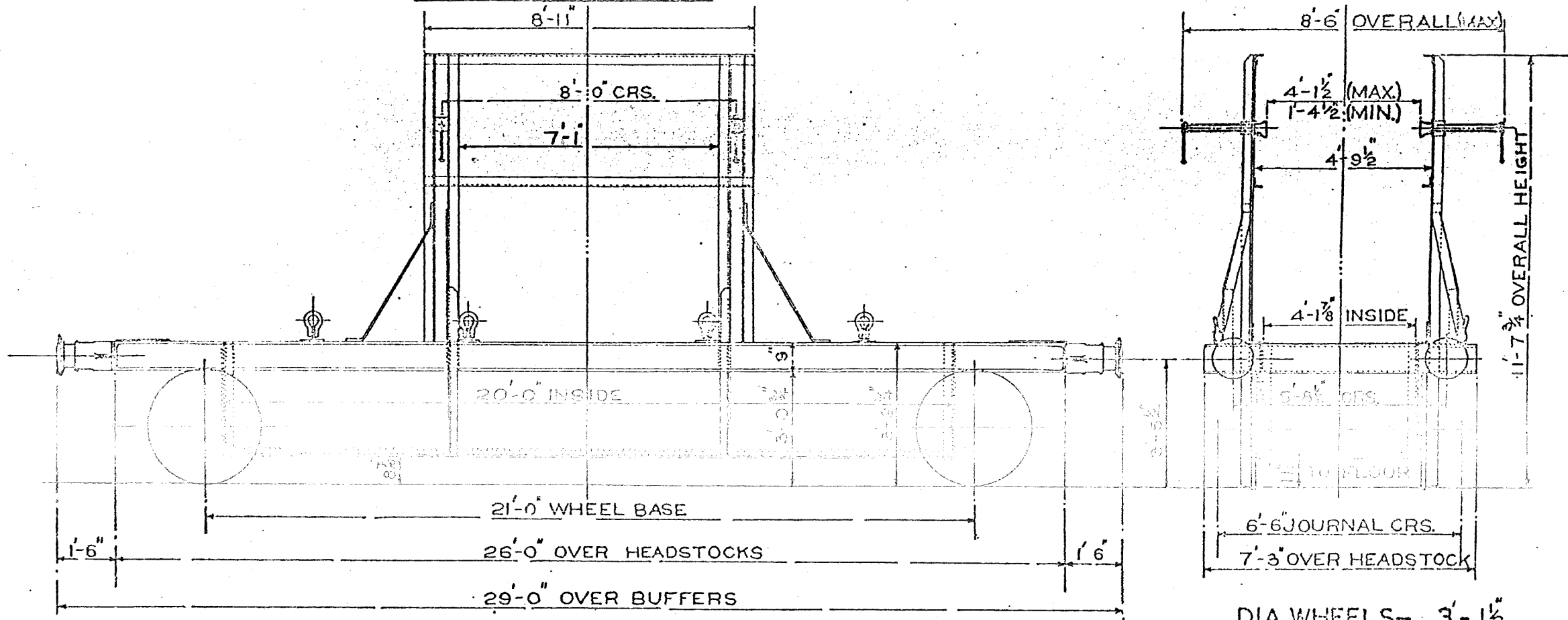
TEL. CODE - GLASWAG WC.
 TARE - 8 TONS 1 CWTS.
 MINIMUM CURVE - 2 CHAINS.
 WOOD & METAL FLOOR.
 LEVER BRAKE.

LOT 2103 QTY. 6
 No. B902000 TO B902005

3'-1 1/2" DIA. WHEELS.
 9" x 4 1/4" JOURNALS.
 1'-1" DIA. BUFFERS (SELF CONTAINED)
 COUPLINGS - 3 LINK.



12 TON GLASS TRUCK
LETTERED- GLASS MD.



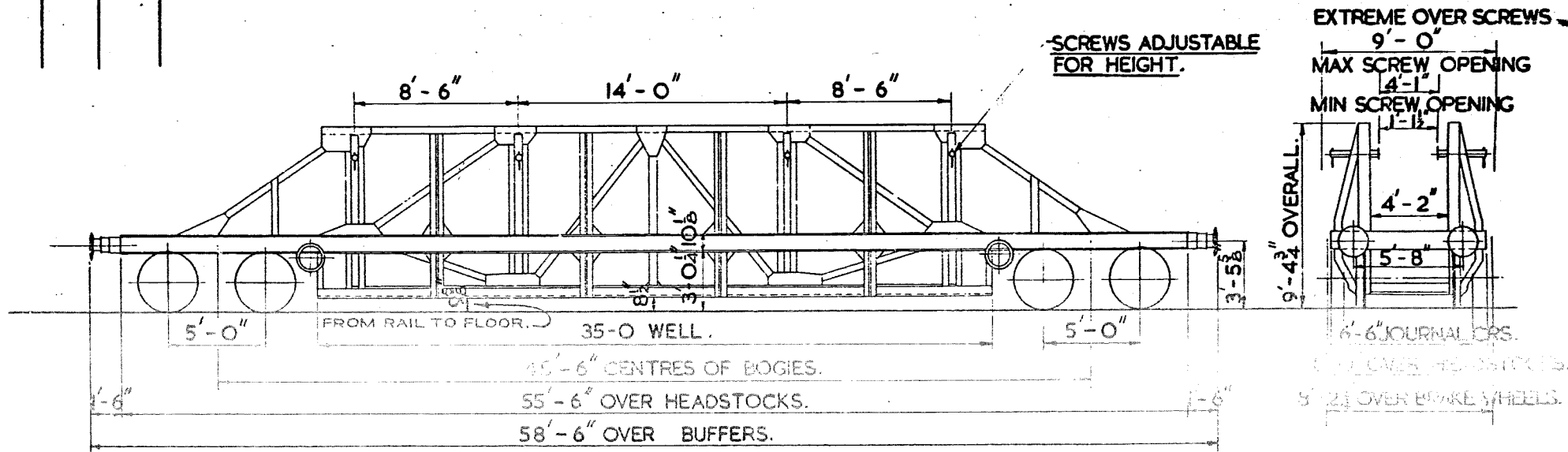
TEL. CODE- GLASS MD. TARE- 8 TONS ICWT
CARRYING CAPACITY- 12 TONS
BRAKE- HAND LEVER EITHER SIDE
MINIMUM CURVE- 1 1/2 CHAINS

QTY 6
LOT 2491
Nos. B902006 TO 902011

DIA. WHEELS- 3'-1 1/2"
JOURNALS- 9 X 4 1/4"
BUFFERS- SELF CONTAINED
BUFFER HEADS- 1'-1" DIA.
COUPLINGS- 3 LINK
BODY- STEEL
FLOOR- WOOD

2 VEHICLES	LOT No	DRG. No	N ^o :902500. N ^o :902501.
	2570	20101	

30 TON. GLASS WAGON.
LETTERED :- GLASS E.O.



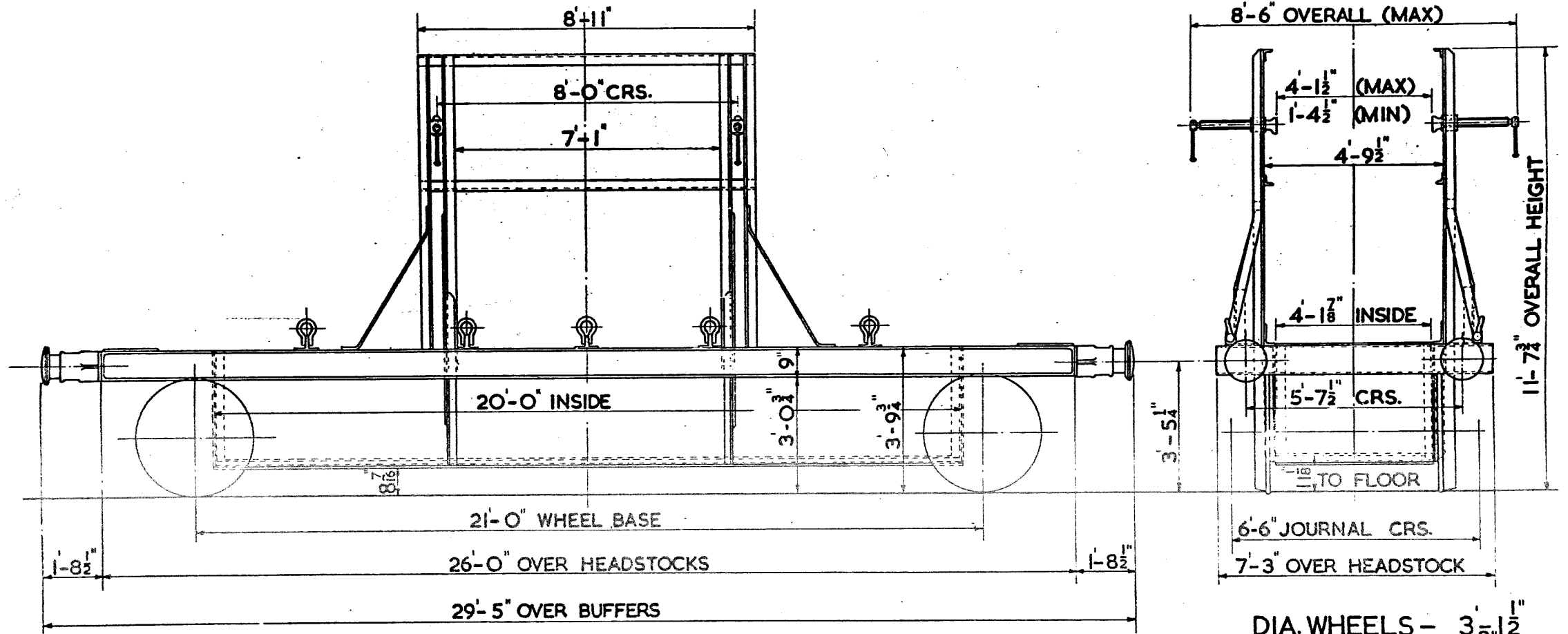
TEL. CODE :- GLASS E.O.
TARE :- 23 TONS. 18 CWTs.
MINIMUM CURVE 100 FT.
CARRYING CAPACITY :- 30 TONS.

SCREW HAND BRAKE.
METAL FLOOR.

WHEELS :- 3'-1 1/2" DIA.
JOURNALS :- 10" x 5"
BUFFERS :- SELF CONTAINED.
BUFFER HEADS :- 1'-6" DIA.
COUPLINGS :- 3 LINK.



12 TON GLASS TRUCK
LETTERED - GLASS E.P.



TEL. CODE - GLASS E.P.
 CARRYING CAPACITY - 12 TONS
 BRAKE - A.V.P. - HAND LEVER EITHER SIDE
 MINIMUM CURVE - 1 1/2 CHAINS
 TARE - 7 TONS 17 CWT

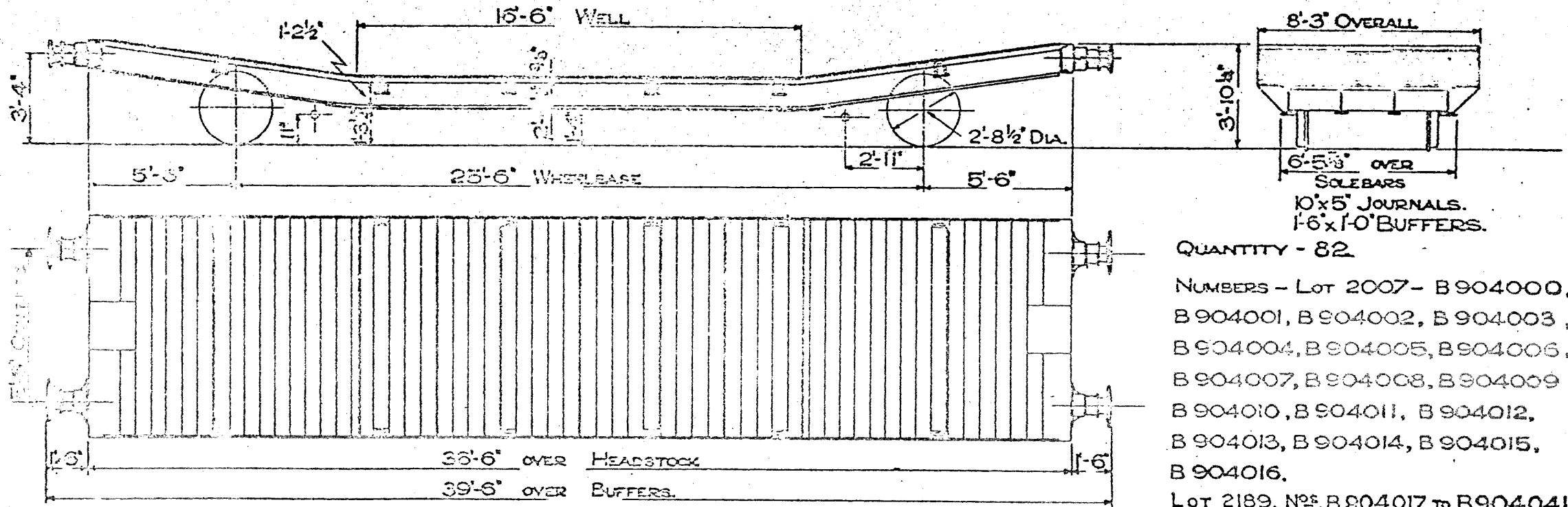
QTY. 2
 LOT 3297
 Nos. B 902408 & B 902409

DIA. WHEELS - 3 3/8 1/2
 JOURNALS - 4 8/8 DIA.
 BUFFERS - HYDRAULIC
 BUFFER HEADS - 1'-1" DIA.
 COUPLINGS - SCREW.
 BODY - STEEL
 FLOOR - WOOD

21 TON LOWMAC.

LETTERED-LOWMAC MR.

240



QUANTITY - 82

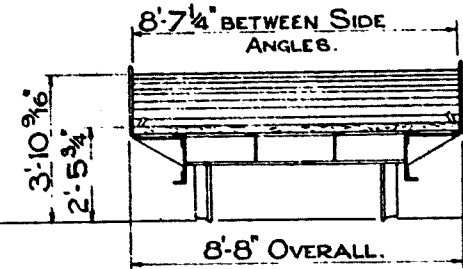
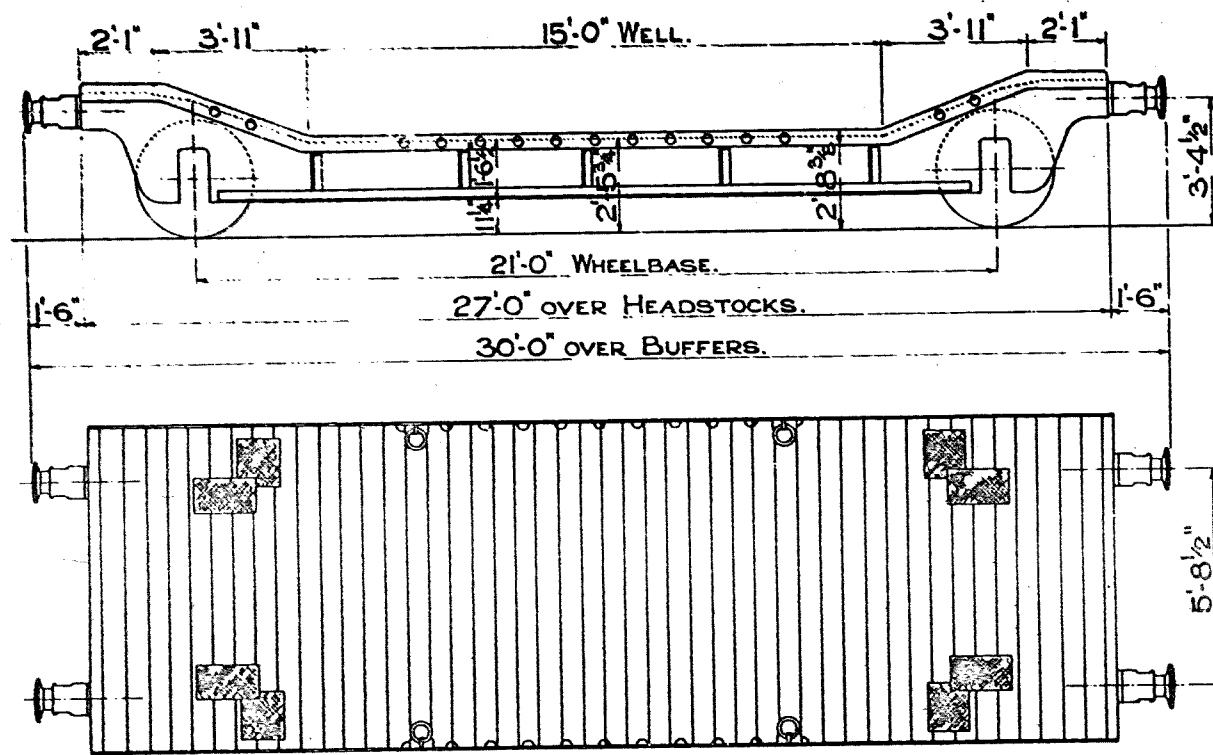
NUMBERS - Lot 2007 - B904000, B904001, B904002, B904003, B904004, B904005, B904006, B904007, B904008, B904009, B904010, B904011, B904012, B904013, B904014, B904015, B904016.

Lot 2189. Nos. B904017 to B904041
 Lot 2276. Nos. B904042 to B904081.

SCALE 0 1 2 3 4 5 6 7 8 9 10 FEET.

TEL CODE - LOWMAC MR.
 TIRE - 10 TONS 13 CYTS.
 MINIMUM CURVE TRUCK WILL NEGOTIATE IS 2 CHAINS
 LEVER BRAKE EACH END.
 WOOD FLOOR.

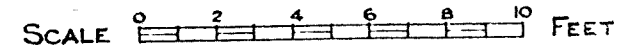
15 TON LOWMAC.
LETTERED - LOWMAC WE.



3'-1 1/2" DIA. WHEELS.
10x5" JOURNALS.
1'-1" DIA. BUFFERS.

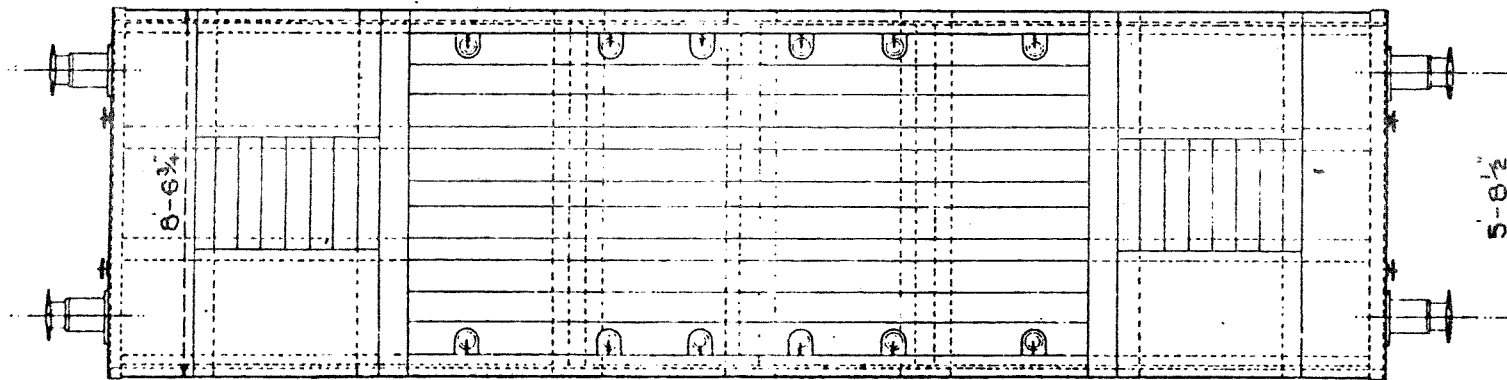
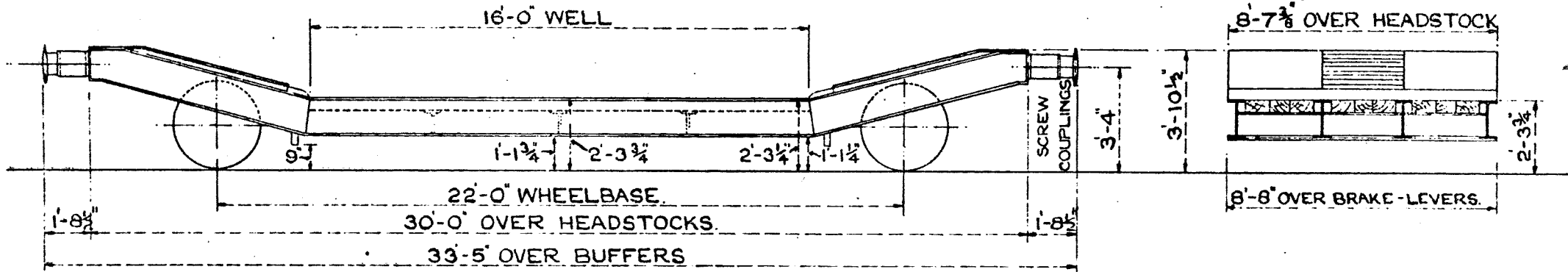
LOT 2087. QTY. 20
NUMBERS:-
B905000 TO B905019

TEL.CODE - LOWMAC WE. TARE 9 TONS 2 CWTS.
LEVER BRAKE EACH END.
MINIMUM CURVE 1 3/4 CHAINS.
WOOD FLOOR.




25 TON LOWMAC.
 LETTERED LOWMAC EP. LOWMAC SC.

242.



BUFFERS 1'-3" DIA.
 WHEELS 2'-9" DIA.
 JOURNALS 10" x 5 1/2"
 WOOD & METAL FLOOR.



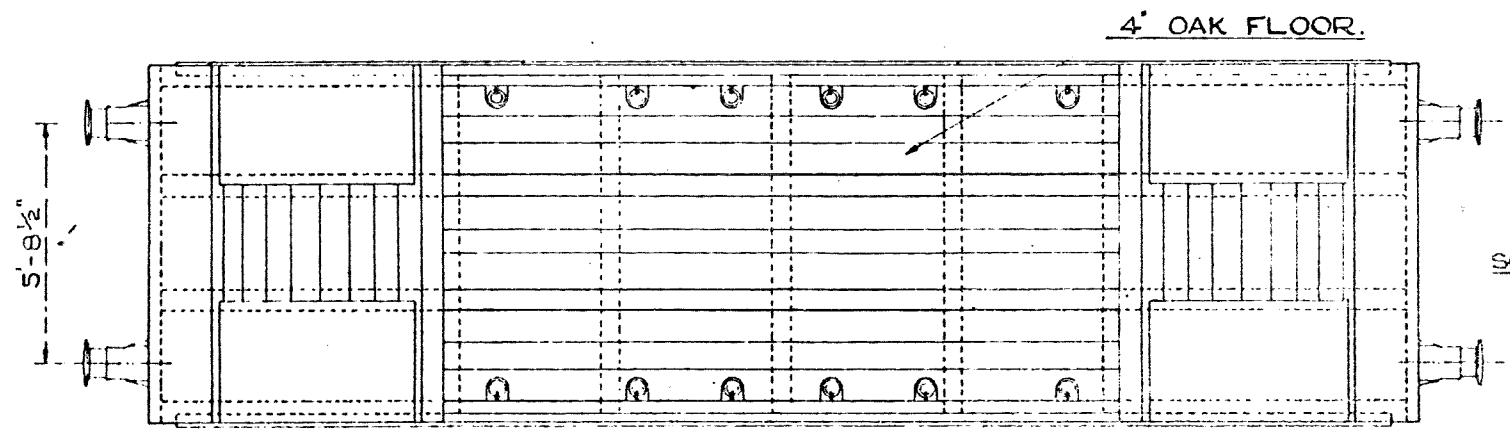
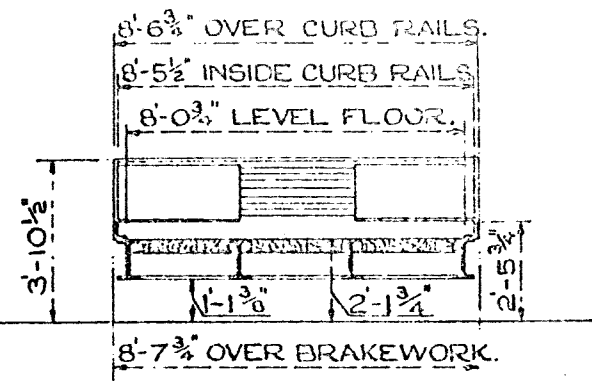
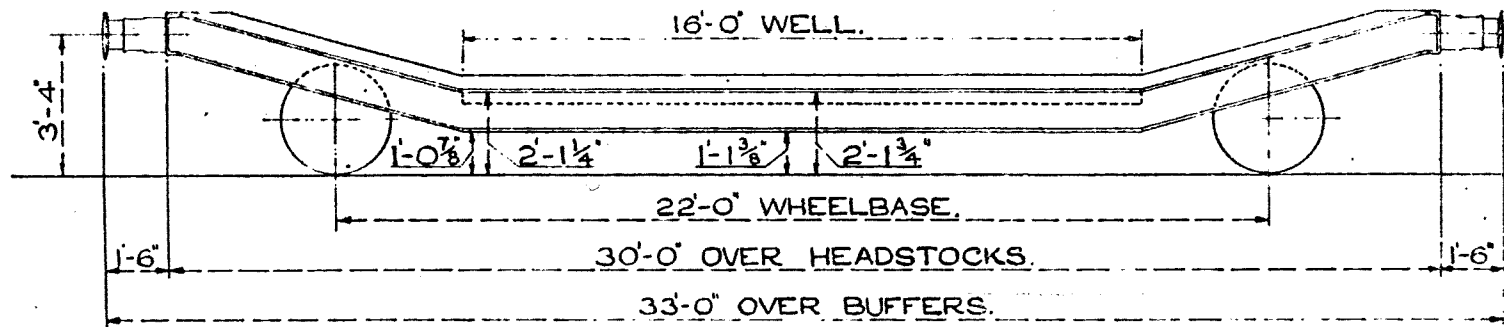
TEL CODE LOWMAC EP. LOWMAC SC.
 MIN CURVE 2 CHAIN.
 TARE 13 TONS 10 CWTS.
 HAND LEVER BRAKE. & AVB

QTY. 38.
 LOT 2187.
 EP.Nos B904500 TO B904529.
 SC.Nos. B904530 TO B904537.

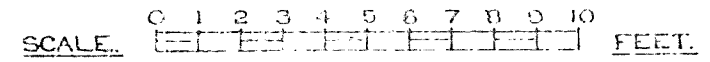
25 TON LOWMAC.

243.

LETTERED LOWMAC.W.P. LOWMAC.E.R.



- WHEELS. 2'-8" DIA.
- BUFFERS. 1'-1" DIA.
- JOURNALS. 10" x 6"
- WOOD & METAL FLOOR.

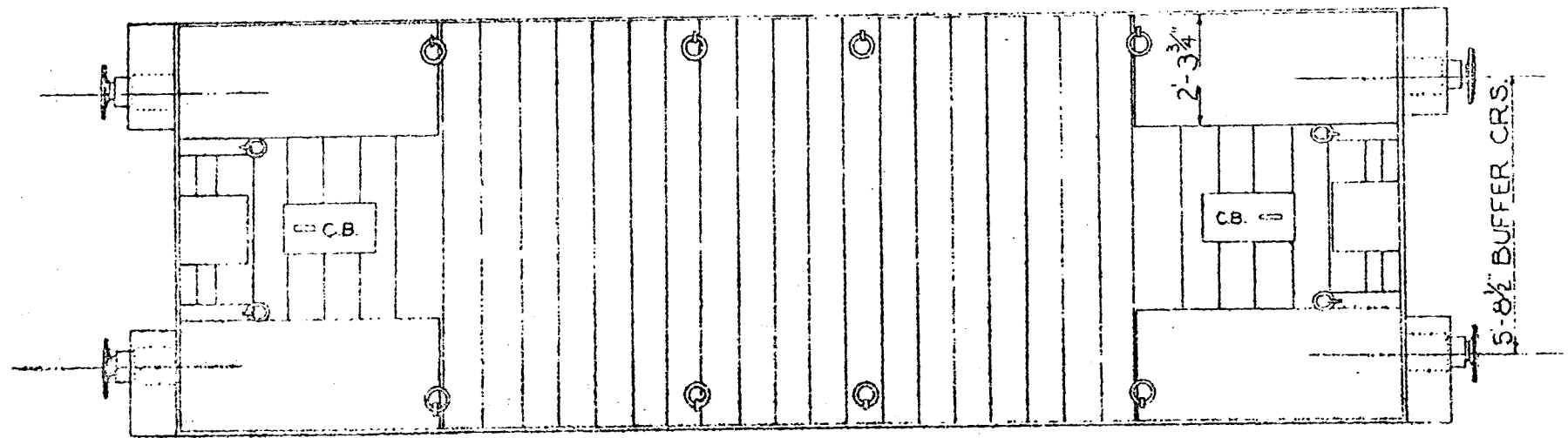
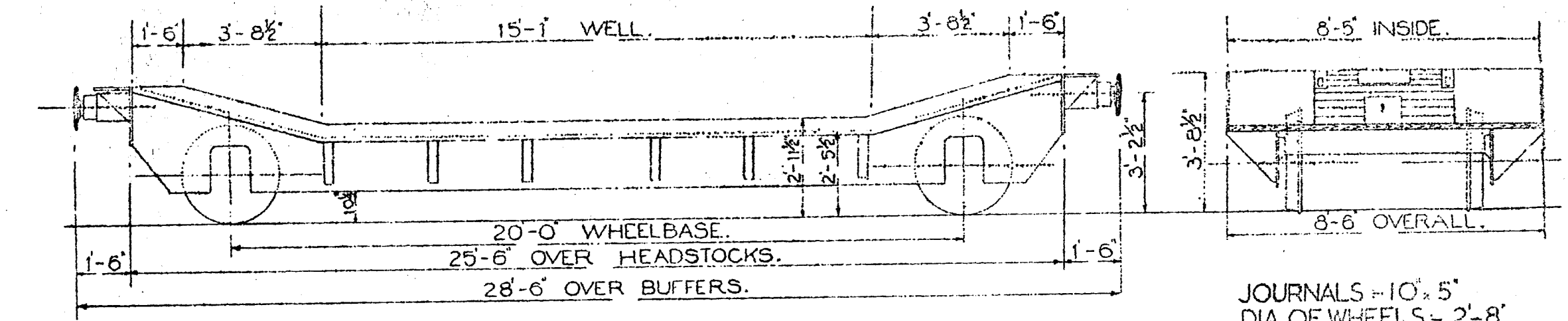


TEL CODE:- LOWMAC. WP.& E.R.
 MIN. CURVE 2 CHAIN.
 TARE. 12 TONS 17 CWT.
 HAND LEVER BRAKE.

QUANTITY. 28.
 LOT. 2268.

LOWMAC WP Nos. B904538 TO B904557.
 LOWMAC ER Nos. B904558 TO B904565.

14 TON LOWMAC.
LETTERED - LOWMAC EK.



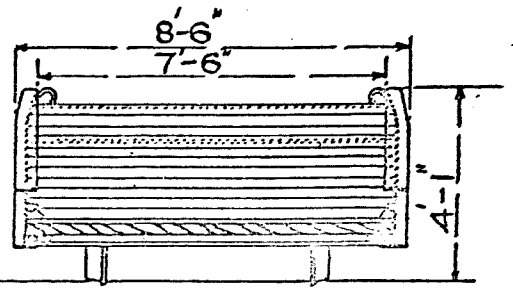
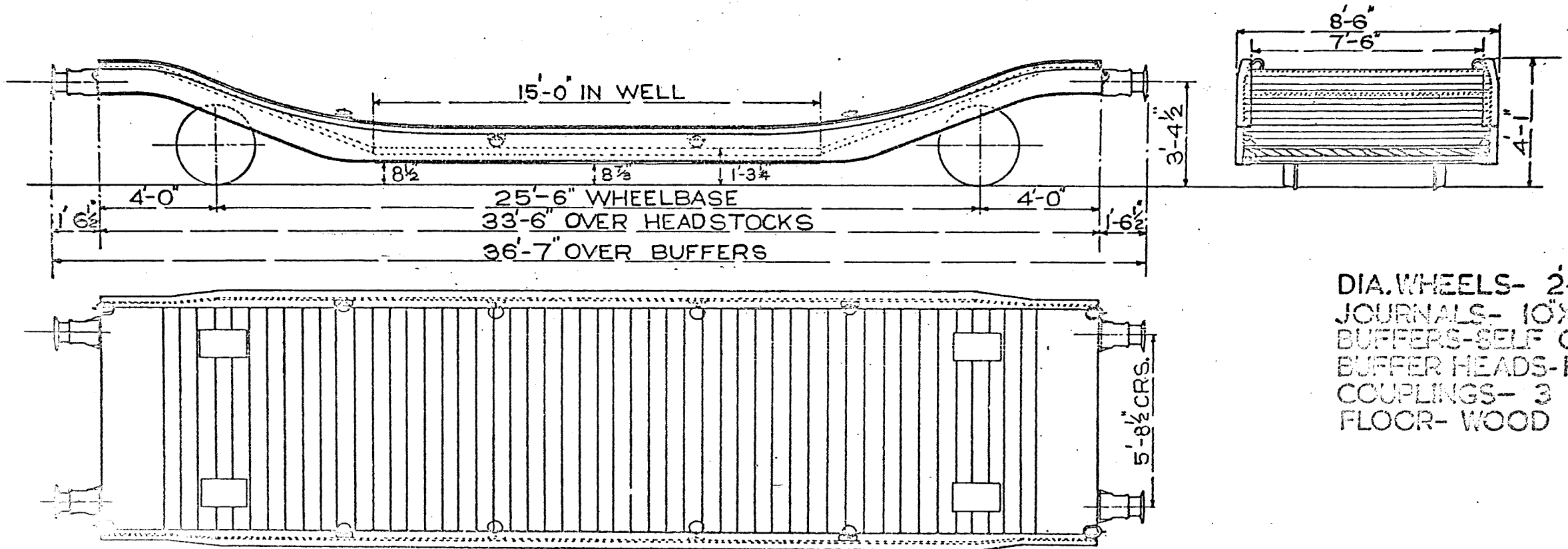
JOURNALS = 10" x 5"
 DIA OF WHEELS = 2'-8"
 BUFFERS = SELF CONTAINED
 BUFFER HEADS = 1'-2" DIA.
 COUPLINGS = 3 LINK.
 FLOOR = WOOD.
 2 SETS OF BINDING
 CHAINS WITH SCREW
 COUPLINGS.
 C.B. = CHAIN BOX.

TEL. CODE - LOWMAC EK.
 TARE - 8 T. 6 C. BRAKE - HAND LEVER.
 MINIMUM CURVE = 1 3/4 CHAIN.

LOT. 2475 2553
 QTY. 40 12
 NUMBERS = B905020 - B905071

20 TON LOWMAC
LETTERED LOWMAC WN

242



DIA. WHEELS- 2'-8"
 JOURNALS- 10" X 5"
 BUFFERS- SELF COIN'D
 BUFFER HEADS- 1'-1" DIA.
 COUPLINGS- 3 LINK
 FLOOR- WOOD

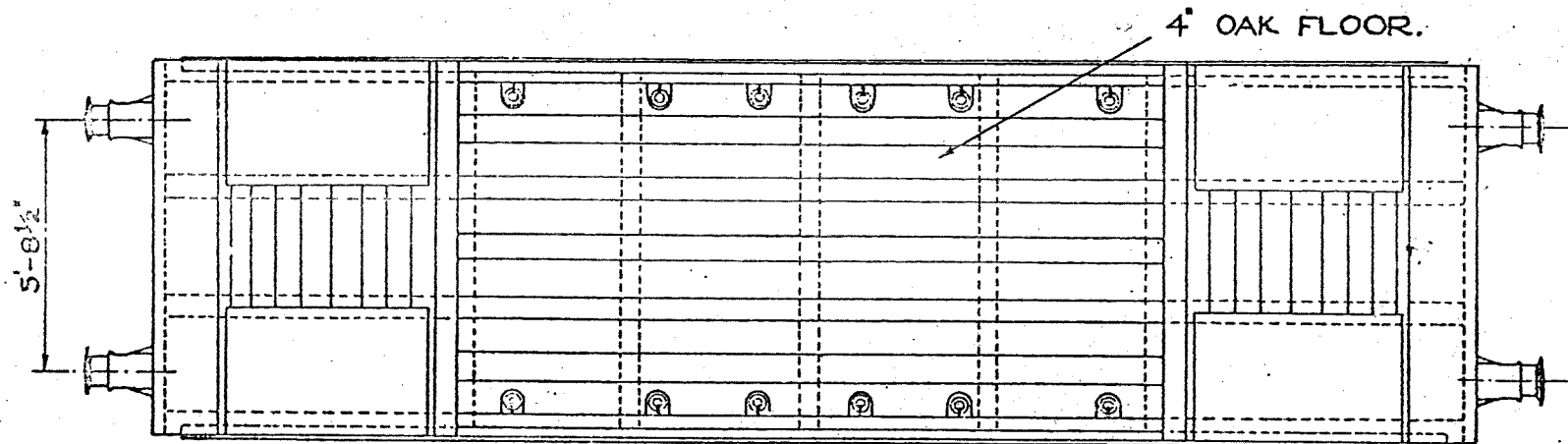
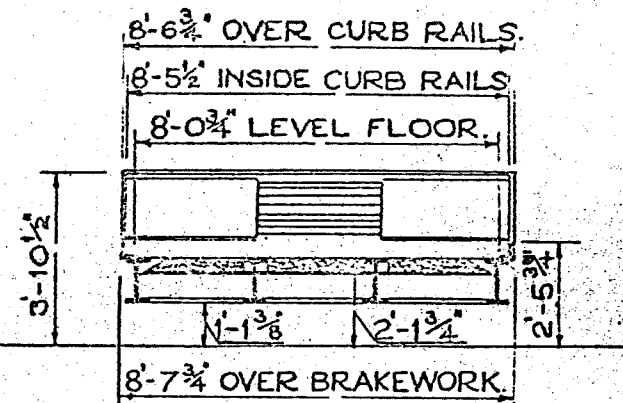
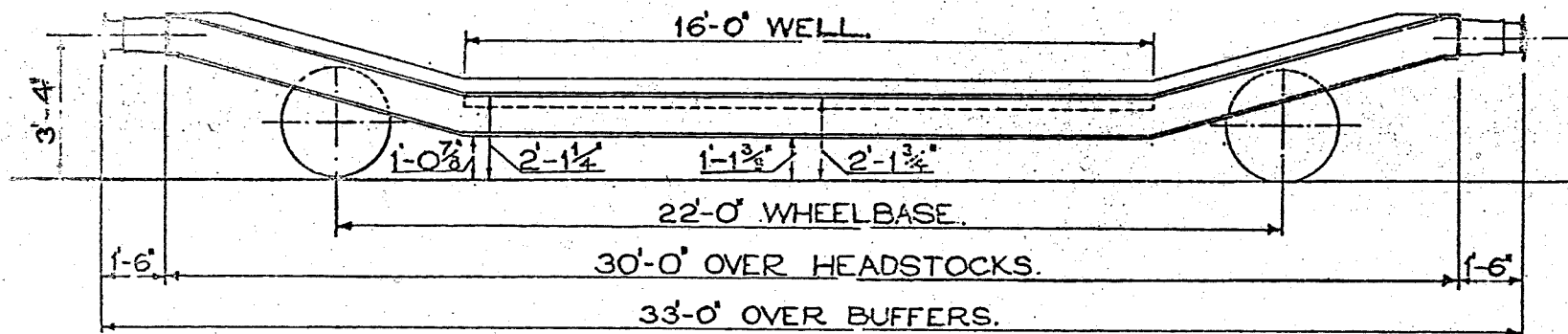
TEL. CODE- LOWMAC WN.
 TARE- 11 TON 15 CWTS.
 BRAKE- HAND LEVER
 MINIMUM CURVE- 2 CHAINS

LOT. 2324
 QTY. 20
 Nos. 904082 - 904101

25 TON LOWMAC.

246.

LETTERED LOWMAC. WBB.



- WHEELS:— 2'-8" DIA.
- JOURNALS:— 10" X 6"
- FLOOR:— WOOD
- BUFFERS:— SELF CONTAINED
- :— 1'-1" DIA.
- COUPLINGS:— INSTANTER

TEL CODE:— LOWMAC WBB

MIN. CURVE:— 2 CHAINS

TARE:— 13T. 11c.

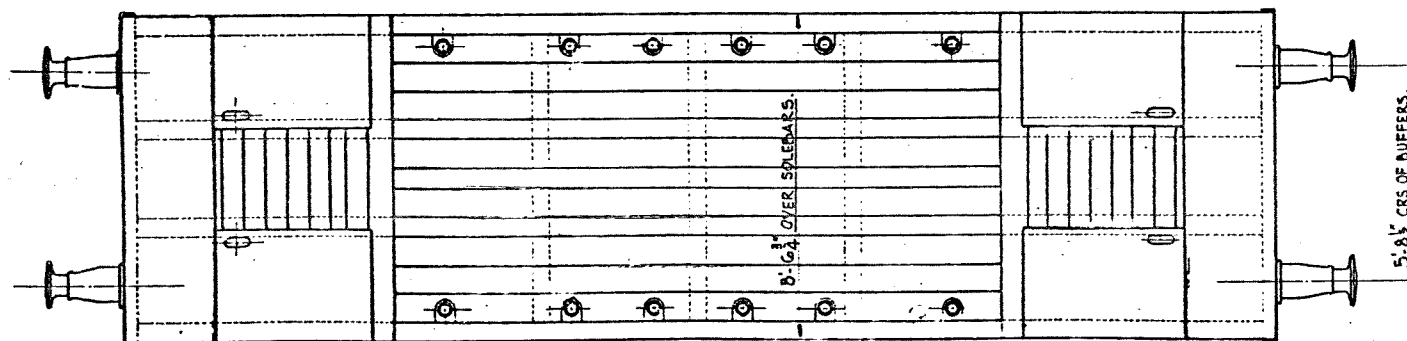
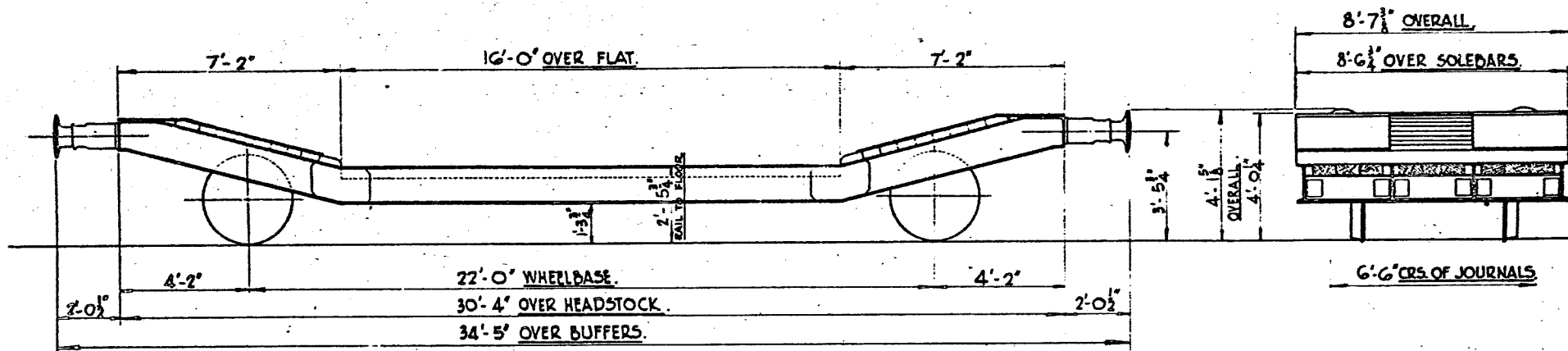
BRAKE:— HAND LEVER & AVB

13
VEHICLES

2714	20602	904662-904674
------	-------	---------------

**25TON LOWMAC.
LETTERED:LOWMAC E.U.**


247



WHEELS:- 2'-10 1/2" DIA.
 JOURNALS:- 10" x 5 1/2"
 BUFFERS:- SELF-CONTAINED.
 (U.I.C.)
 BUFFER HEADS:- 1'-3 3/4" DIA.
 COUPLING:- SCREW (U.I.C.)

TEL. CODE:- LOWMAC E.U.
 BRAKE:- HAND (LEVER).
 THROUGH WESTINGHOUSE PIPE.
 MINIMUM CURVE:- 2 CHAINS.
 4 SETS OF BINDING CHAINS WITH SCREWS.

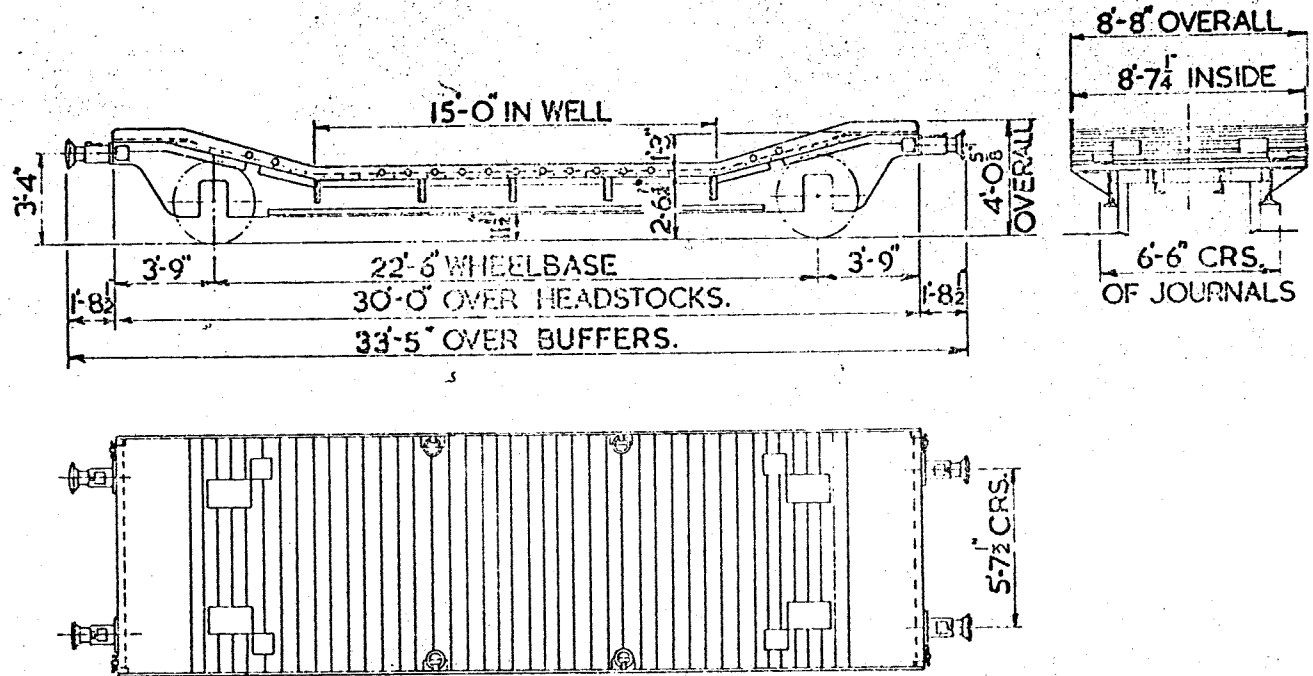
R.I.V.
 TARE :- 13 TONS 5 CWT.
 FLOOR AREA:- EXCLUDING RAMP ENDS 137 SQ. FT.
 FLOOR:- WOOD & STEEL.
 BODY:- STEEL.



15 TON LOWMAC

248

LETTERED	TEL-CODE	LOT No.	QTY.	VEH.No's
LOWMAC W.V.	LOWMAC W.V.	2591	6	B905072 TO B905077
LOWMAC W.V.	LOWMAC W.V.	2875	10	B905078 TO B905087
LOWMAC W.V.	LOWMAC W.V.	3100	19	B905087 TO B905116
LOWMAC W.V.	LOWMAC W.V.	3197	2	B905117 TO B905118



TARE. 9 TONS IICWTS.
BRAKE. HAND LEVER & A.V.B.
MIN. CURVE. 1/4 CHAINS.
WOOD FLOOR.

WHEELS. 3'-1 1/2" DIA.
JOURNALS. 4 1/8 DIA. (* 10"x5")
COUPLINGS. STD. SCREW.
8 BINDING CHAINS WITH SCREW COUPLINGS

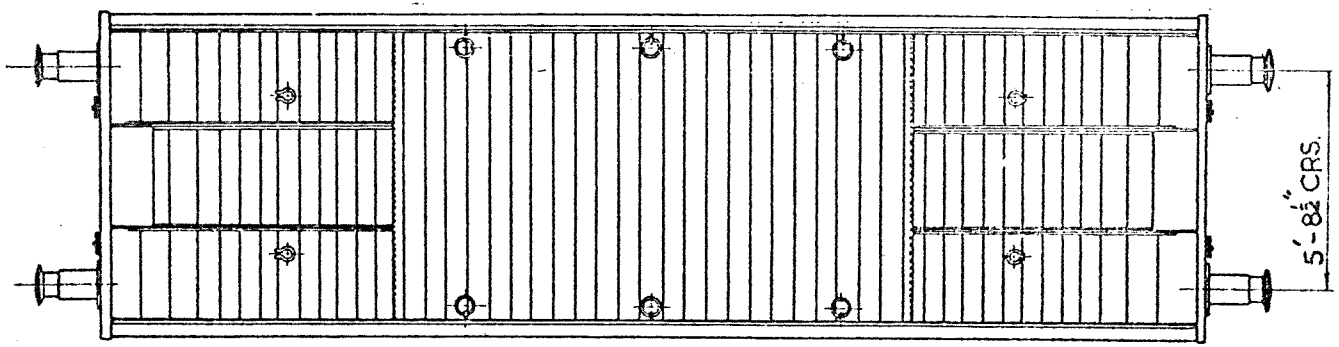
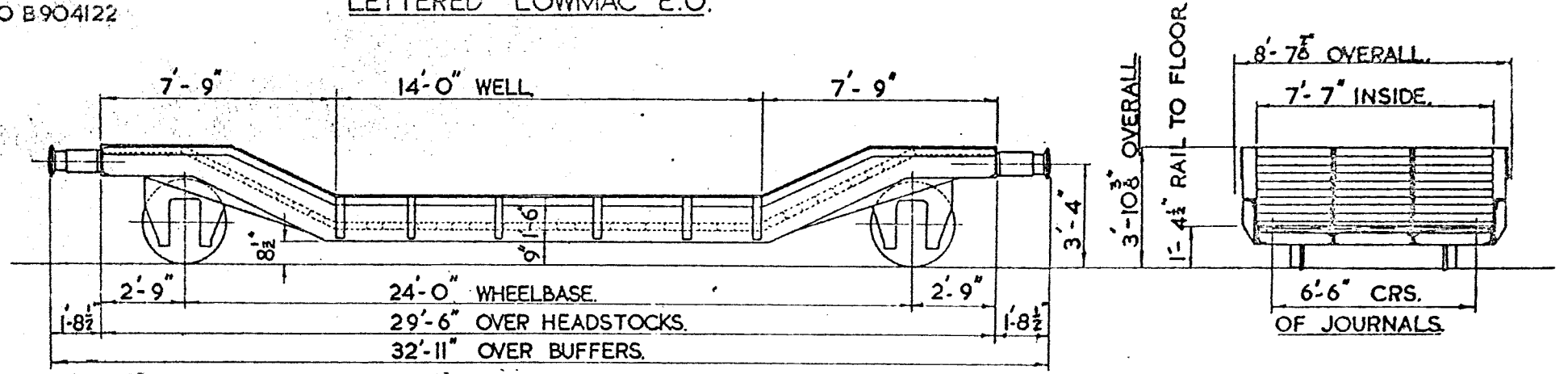
BUFFERS. DOWTY HYDRAULIC.
(* SELF CONTAINED. Ø RUBBER SELF CONTAINED).
BUFFER HEADS. 1'-1" DIA.

3
VEHICLES

LOT N°	DRG. N°	
2959	13622	N. N° B 904120 TO B 904122

20 TON LOWMAC.
LETTERED LOWMAC E.O.

249



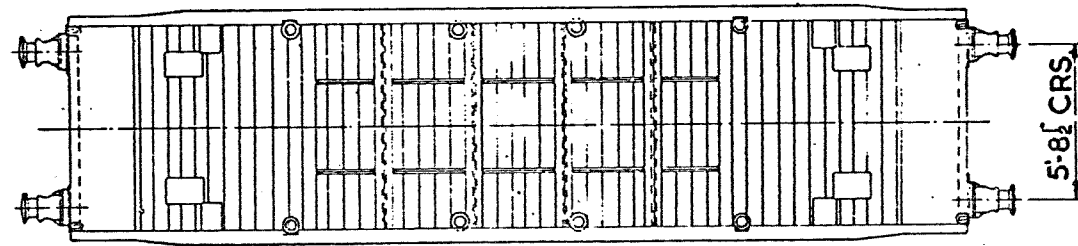
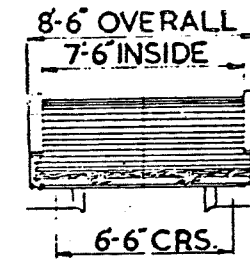
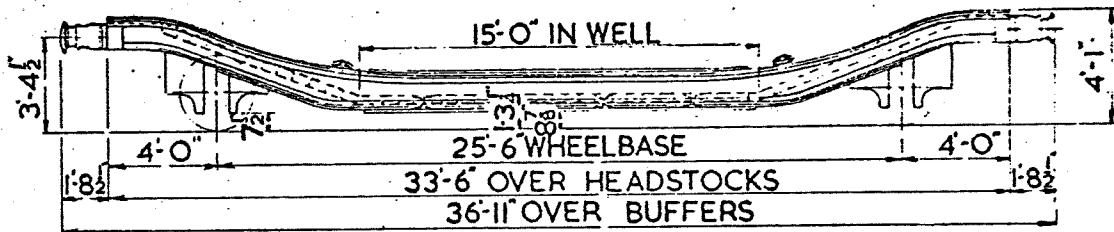
WHEELS :- 2'-9" DIA.
 JOURNALS :- 10' x 5 1/2"
 BUFFERS :- SELF CONTAINED.
 BUFFER HEADS :- 15' x 12" OVAL.
 COUPLINGS :- SCREW.

TEL CODE :- LOWMAC E.O. TARE :- 11 TONS 13 CWT.
 BRAKE :- AVB. & HAND LEVER. FLOOR :- WOOD.
 MINIMUM CURVE :- 2 CHAINS. BODY :- STEEL.
 4 SETS OF BINDING CHAINS WITH SCREWS.
 FLOOR AREA (EXCLUDING RAMP ENDS) 106 SQ. FT.

20 TON LOWMAC.

250

LETTERED	TEL-CODE	LOT No.	QTY.	VEH.No.
LOWMAC.MU	LOWMAC.MU	2976	12	B904123 TO B904134



TARE. 12 TONS 9 CWTs.
BRAKE. A.V.B. & HAND LEVER.
MIN. CURVE. 2 CHAINS
WOOD FLOOR.

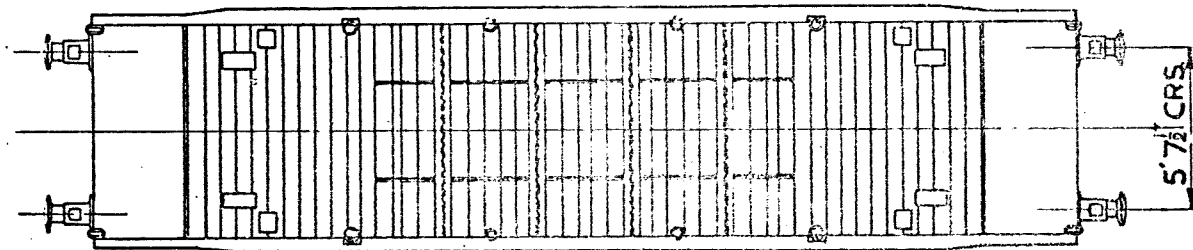
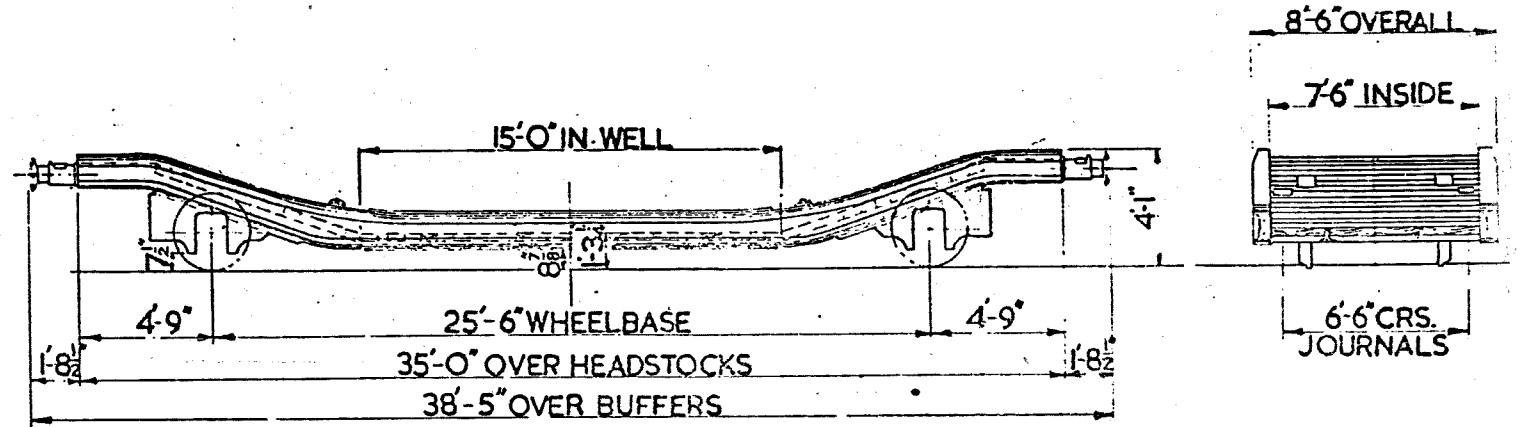
WHEELS. 2'-8" DIA.
JOURNALS. 10" x 5"
BUFFERS. SELF CONTAINED
BUFFER HEADS. 1'-1" DIA.

COUPLING. STD. SCREW.
8 BINDING CHAINS WITH SCREW COUPLINGS

20 TON LOWMAC

252

LETTERED	TEL. CODE	LOT No.	QTY.	VEH. No
LOWMAC S.G.	LOWMAC S.G.	3101	10	B904135 TO B904144 *
LOWMAC M.U.	LOWMAC M.U.	3298	3	B904155 TO B904157

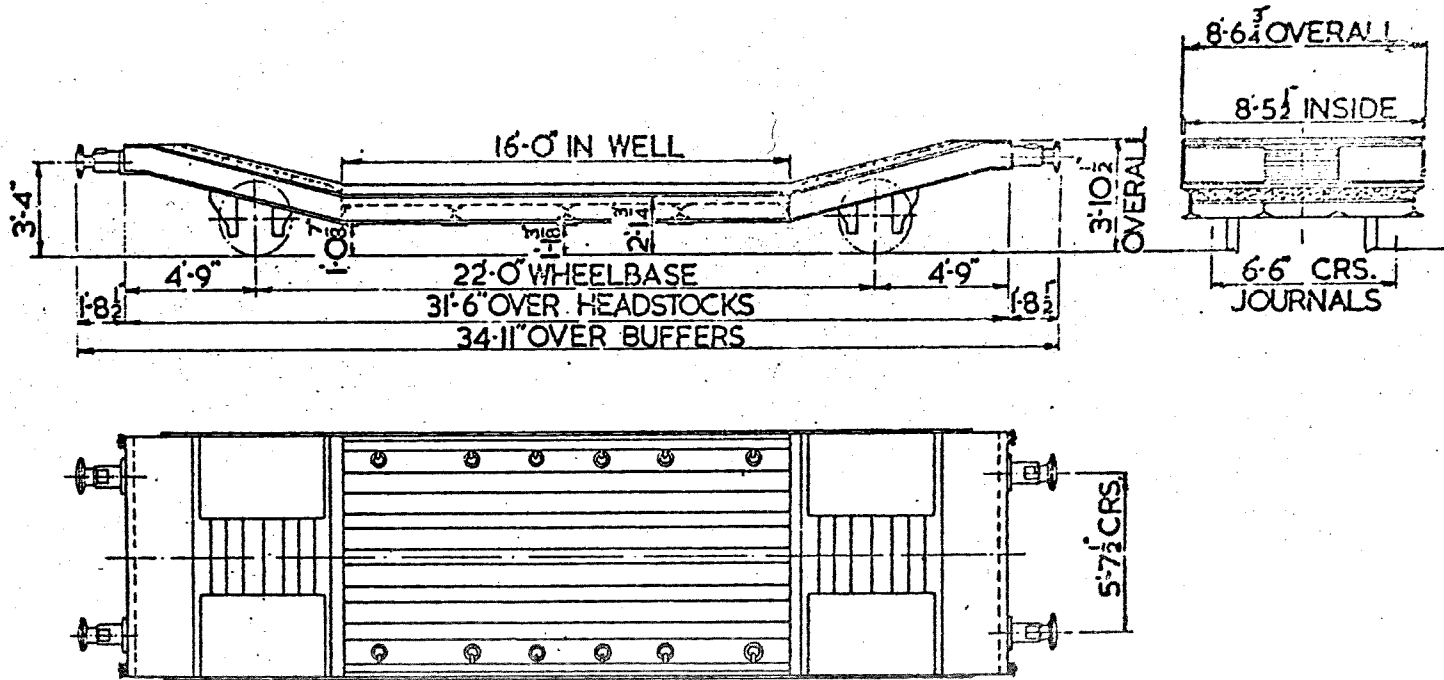


TARE:- 12 TONS · 18CWTs
 BRAKE:- A.V.B. & HAND BRAKE
 MIN. CURVE. 2 CHAINS
 FLOOR:- WOOD

WHEELS:- 2'-8" DIA.
 JOURNALS:- 4 7/8" DIA.
 BUFFER HEADS 1 1/2" DIA.
 8 BINDING CHAINS WITH SCREW COUPLINGS

BUFFERS:- DOWTY HYDRAULIC
 * RUBBER SELF CONTAINED
 COUPLING:- STD. SCREW

LETTERED	TEL-CODE	LOT No.	QTY.	VEH.No.s
LOWMAC MS	LOWMAC MS	3172	10	B 904695 TO B 904704
LOWMAC SH	LOWMAC SH		5	B 904705 TO B 904709
LOWMAC MS	LOWMAC MS	3198	6	B 904710 TO B 904715
LOWMAC WP	LOWMAC WP		7	B 904716 TO B 904722



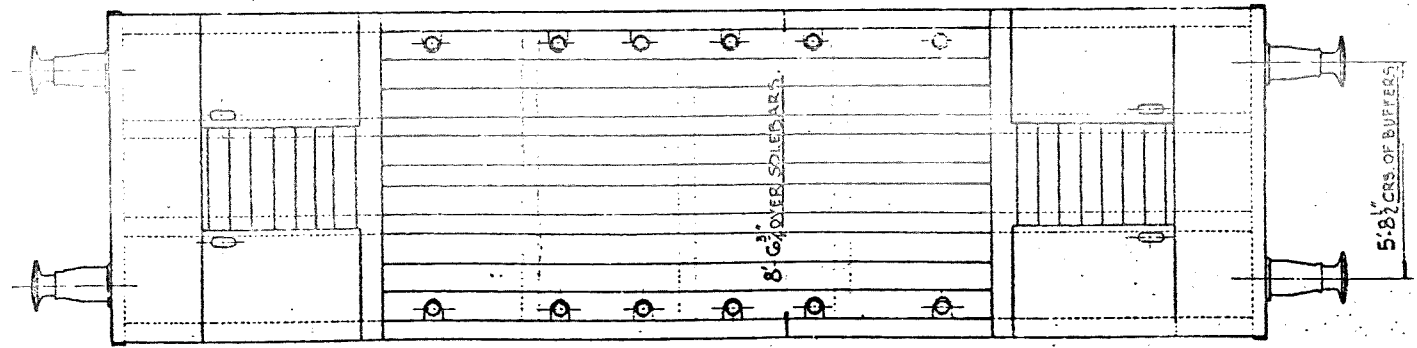
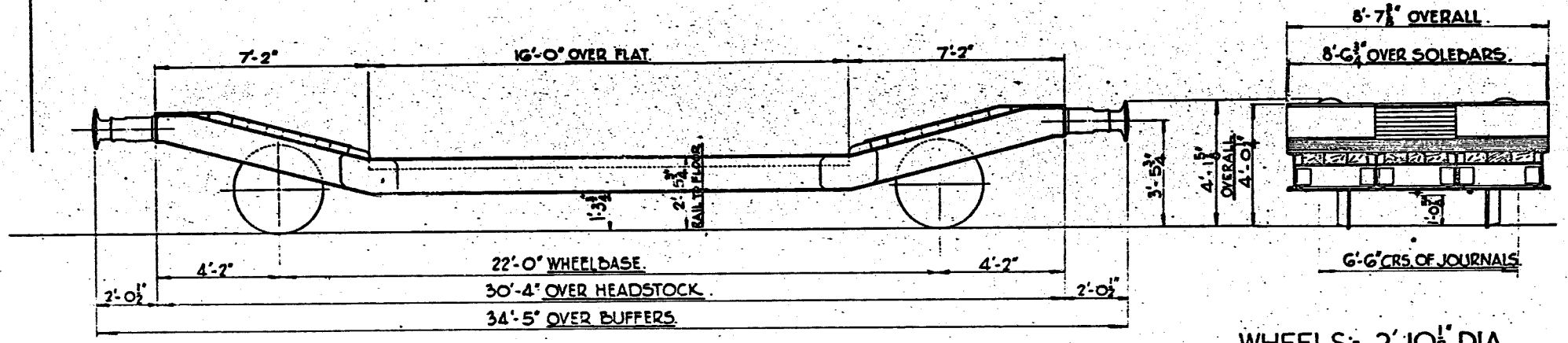
TARE: 13 TONS 14 CWTs.
 BRAKE. AV.B.& HANDLEVER.
 MIN.CURVE. 2 CHAINS.
 WOOD FLOOR.

WHEELS. 2'-8" DIA.
 JOURNALS. 5 1/2" DIA.
 BUFFERS. DOWTY HYDRAULIC.
 BUFFER HEADS. 1'-1" DIA.
 COUPLINGS. STD. SCREW.
 8 BINDING CHAINS WITH SCREW COUPLINGS.

LOT NO	DRG. NO
2645	SW.DN. 20138

N^{OS} 904634-904641.

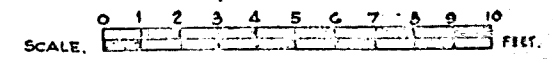
25TON LOWMAC.
LETTERED LOWMAC S.F



- WHEELS:- 2'-10 1/2" DIA.
- JOURNALS:- 10x 5 1/2"
- BUFFERS:- SELF-CONTAINED (U.I.C)
- BUFFER HEADS:- 1'-3 3/4" DIA.
- COUPLINGS:- SCREW (U.I.C)

TEL CODE:- LOWMAC S.F
 BRAKE:- VAC. & HAND (LEVER).
 THROUGH WESTINGHOUSE PIPE.
 MINIMUM CURVE:- 2 CHAINS.
 4 SETS OF BINDING CHAINS WITH SCREWS.

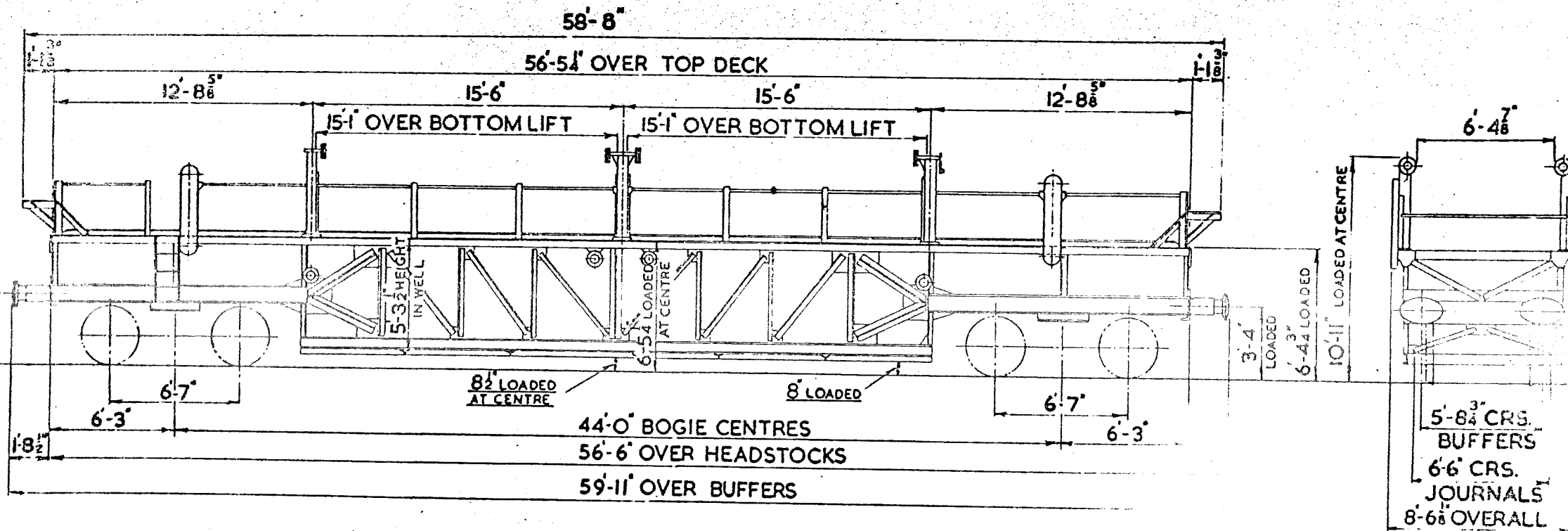
R.I.V
 TARE:- 13 TONS 15CWT.
 FLOOR AREA:- (EXCLUDING RAMP ENDS) 137 SQ.FT.
 FLOOR:- WOOD & STEEL.
 BODY:- STEEL.



LETTERED	TEL.CODE	LOT No	QTY.	VEH. No's.
TIERWAG	TIERWAG	3260	6	B909200 TO E909205.

12½ TON TWO TIER CAR TRANSPORTER

293



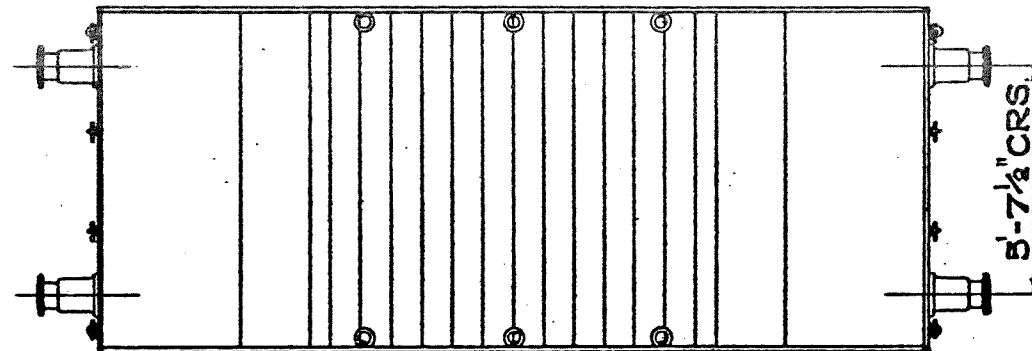
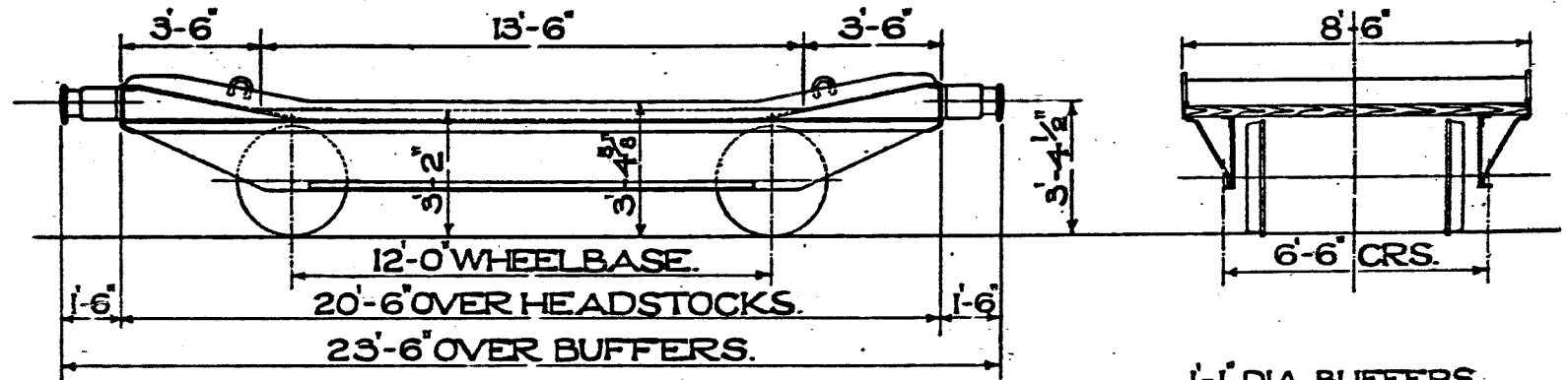
TARE :- 24 TONS 16 CWTS.
 BRAKE :- A.V.B. & HAND LEVER
 BUFFERS :- HYDRO-PNEUMATIC
 BUFFER HEADS :- 24x12'
 WHEELS :- 2-10½" DIA.

COUPLINGS :- SCREW
 JOURNALS :- 9' x 4½"
 BODY :- STEEL
 FLOOR :- STEEL & WOOD
 MIN. CURVE :- 70'-0"

20 TONS HIGH MACHINE TRUCK.

390.

LETTERED-HYMAC 'EP.'



1'-1" DIA. BUFFERS.
11" x 5" JOURNALS.
2'-9" DIA. WHEELS.
WOOD FLOOR.
METAL RAMPS.

QTY. 6.

LOT 2353.

No. B906000 TO
B906005.

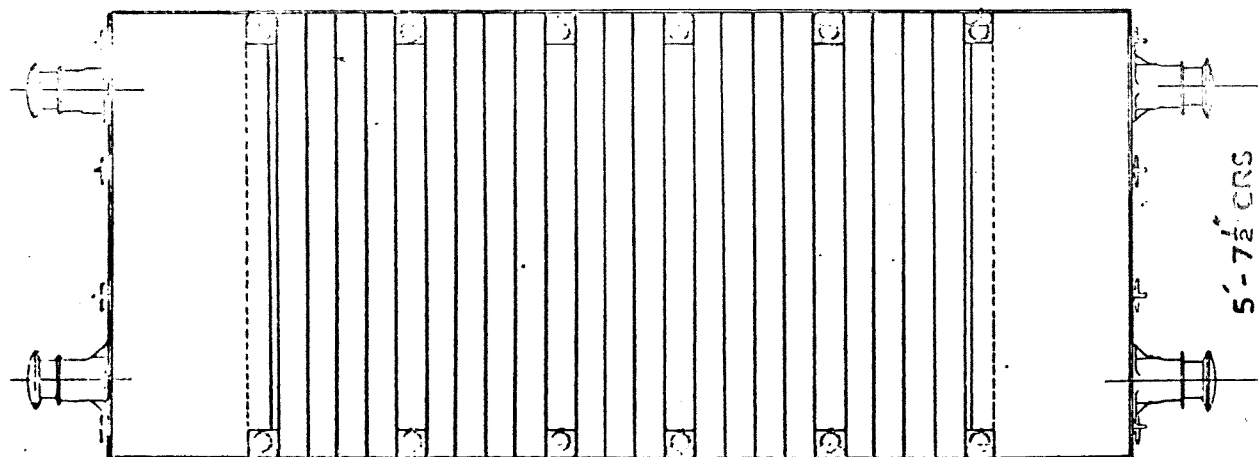
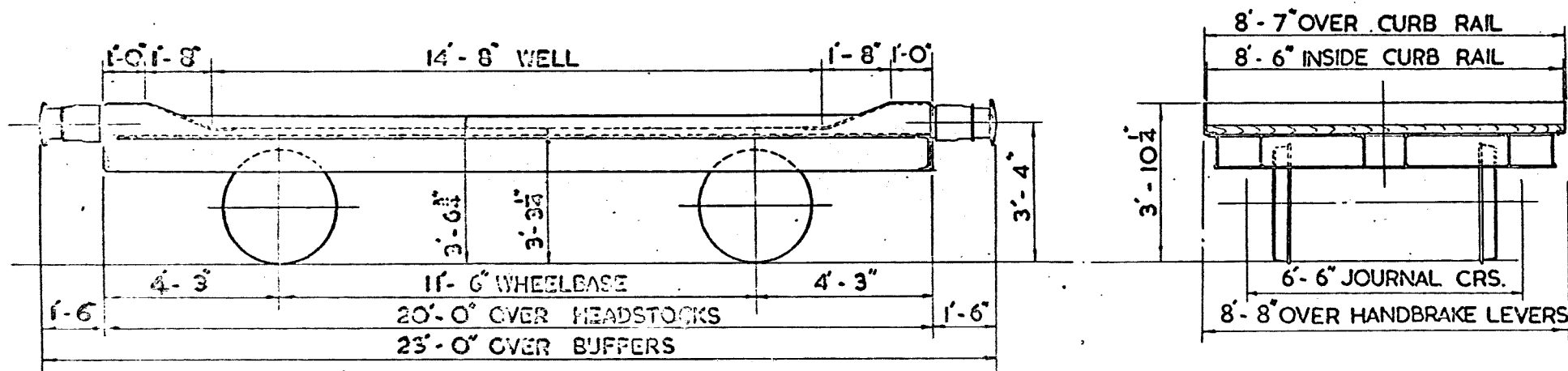
TEL. CODE-HYMAC EP.

TARE- 7 TONS 3 CWT.

LEVER HAND BRAKE.

MINIMUM CURVE-1 1/4 CHAINS.


21 TON HYMAC
LETTERED-HYMAC EX.



- JOURNALS: 10" x 5"
- DIA. OF WHEELS: 2'-9"
- BUFFERS: SELF CONTAINED
- BUFFER HEADS: 1'-1" DIA.
- COUPLINGS: 3 LINK
- FLOOR: WOOD WITH METAL RAMPS

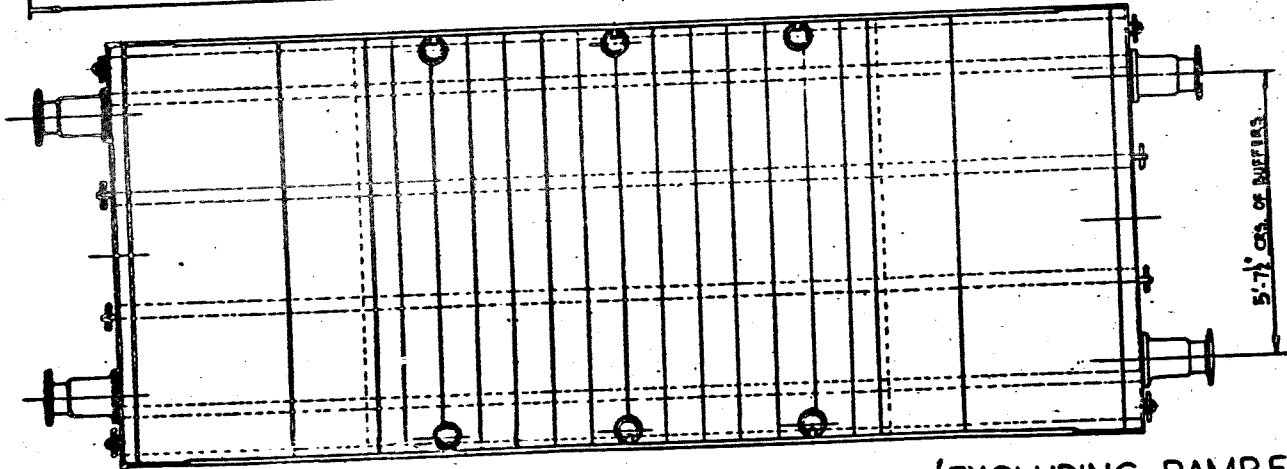
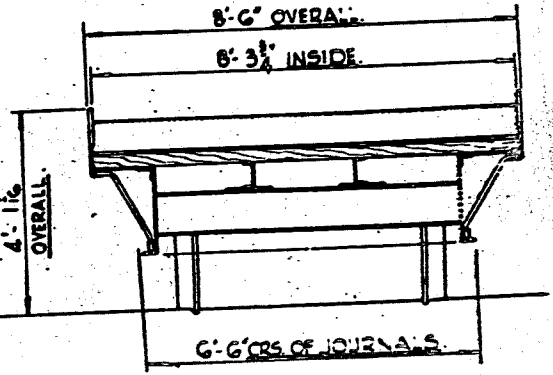
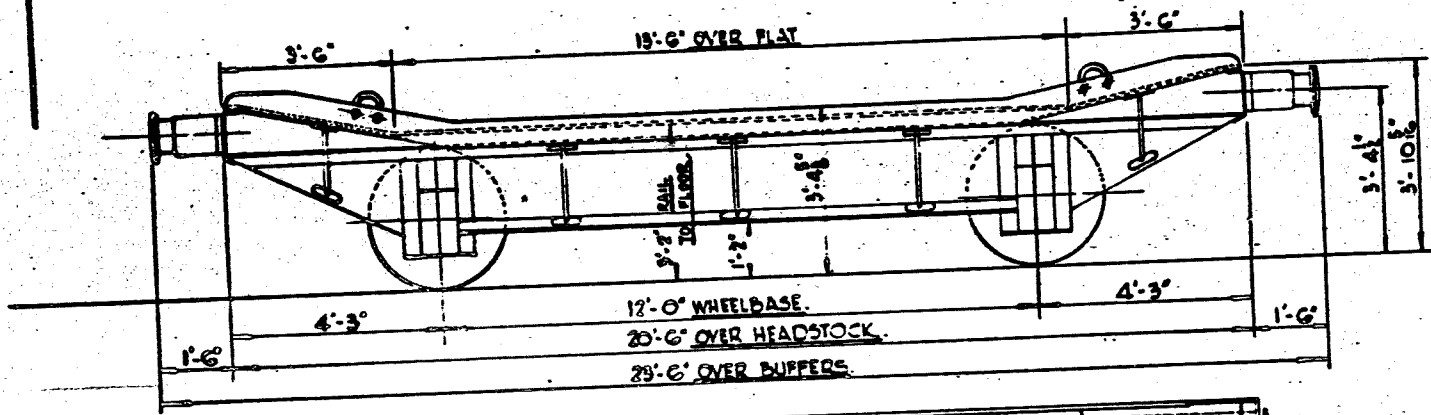
TEL. CODE: HYMAC EX.
 TARE: 7 T. 12 C. BRAKE: HAND LEVER
 MINIMUM CURVE: 1 CHAIN

LOT 2644
 QTY. 15
 NUMBERS: 906006 to 906020



20TON HYMAC. LETTERED HYMAC E.P.

VEHICLE	LOT NO	CRG. NO	NO. & 306021
	3019	183584	



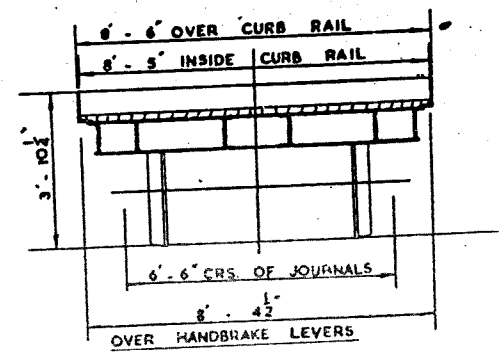
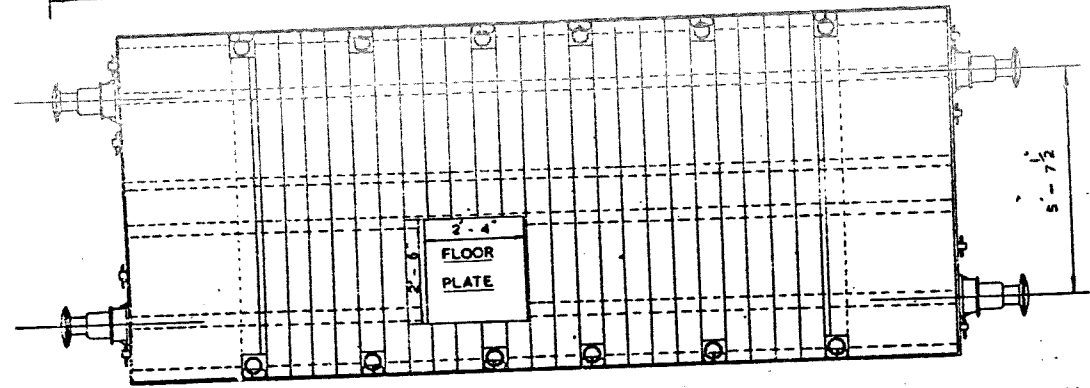
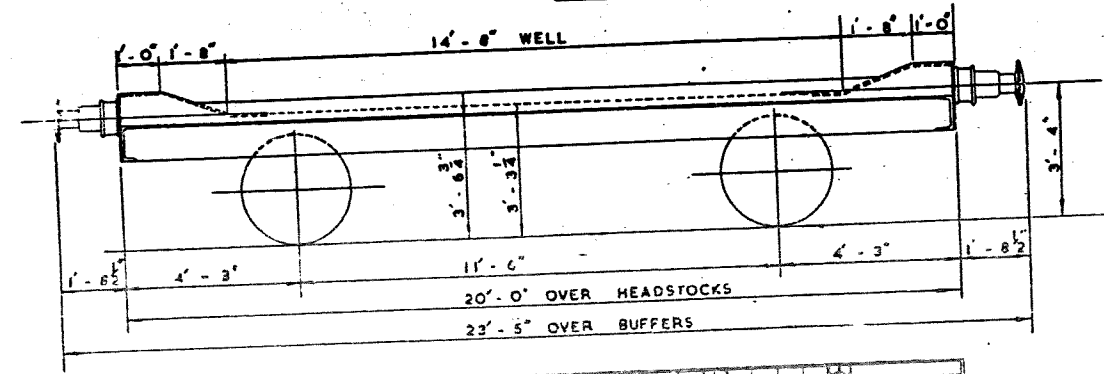
WHEELS:- 2'-9" DIA.
 JOURNALS:- 11" x 5"
 BUFFER:- SELF CONTAINED.
 BUFFER HEADS:- 1'-1" DIA.
 COUPLINGS:- 3 LINK.

TEL. CODE:- HYMAC E.P.
 BRAKE:- HAND (LEVER).
 MINIMUM CURVE:- 1 1/2 CHAINS.
 TARE:- 7 TONS 4CWT.

FLOOR AREA (EXCLUDING RAMP ENDS) 112 SQ. FT.
 FLOOR:- WOOD STEEL.
 BODY:- STEEL.




21 TON HYMAC LETTERED - HYMAC EX.



- WHEELS:- 2'-8" DIA.
- JOURNALS:- 48" DIA. (ROLLER BEARING)
- BUFFERS:- OLEO PNEUMATIC
- BUFFER HEADS:- 1'-1" DIA.
- COUPLINGS:- INSTANTER
- FLOOR:- WOOD WITH METAL RAMPS

TEL. CODE:- HYMAC EX.
TARE:- 8 TON
MINIMUM CURVE:- 1 CHAIN

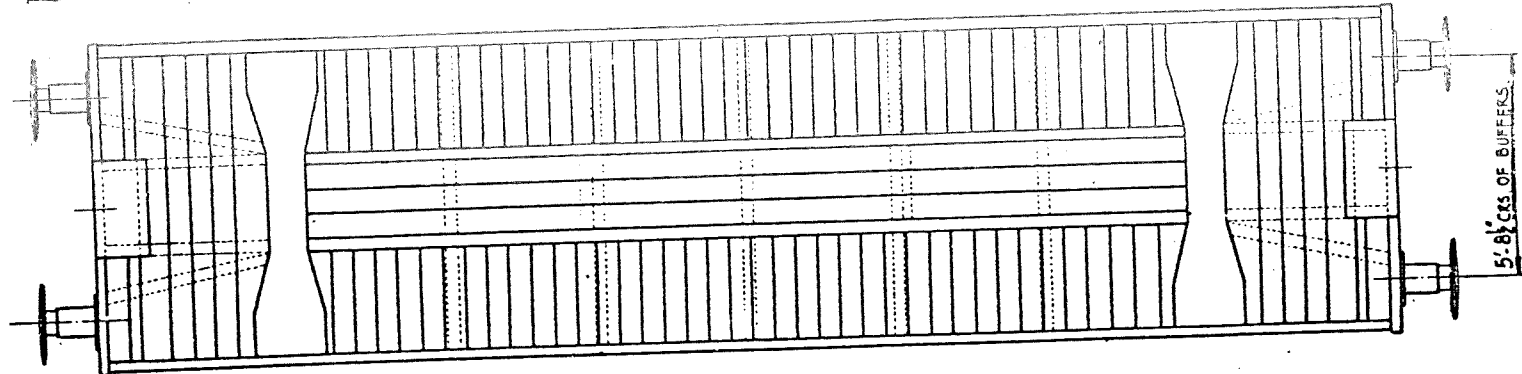
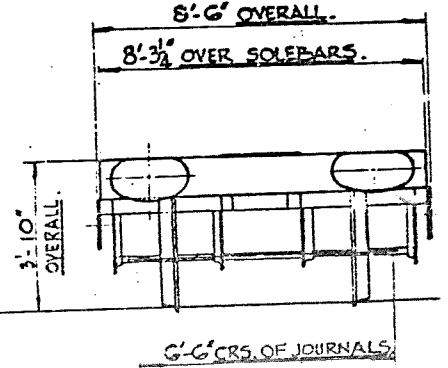
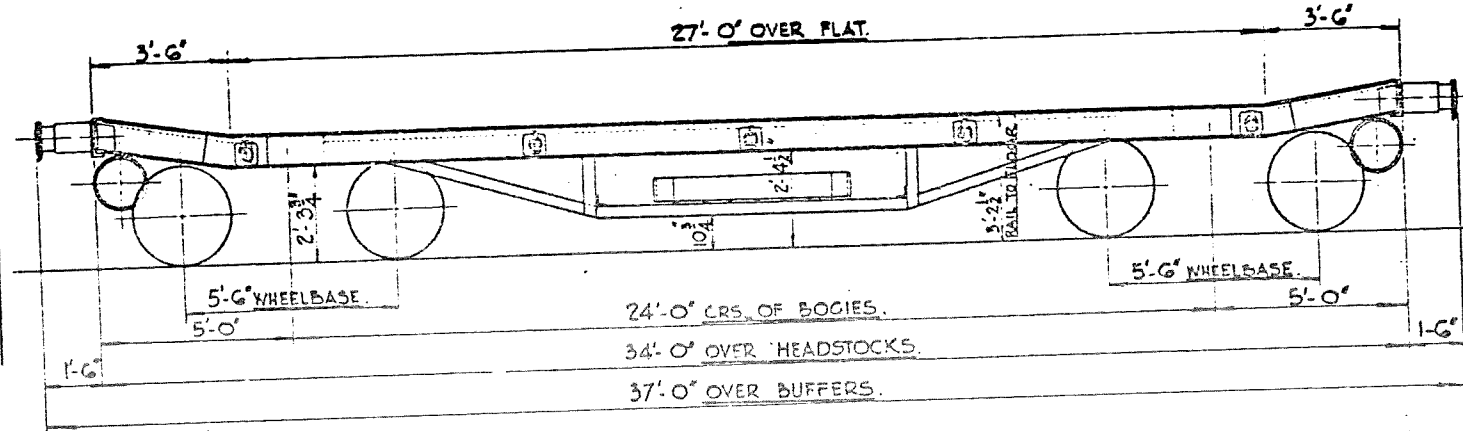
LOT No:- 3304 QUANTITY:- 5
VEHICLE Nos. B906022 TO B906026
A.V.B. & LEVER HAND BRAKE



38TON RECTANK WAGON.

LETTERED. RECTANK EC. RECTANK WC.

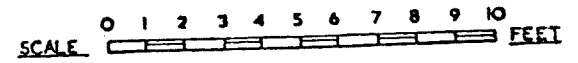
	LOT NO.	DRG. NO.
21 VEHICLES.	3165	DN. 28013
27 VEHICLES.	3259	



WHEELS - 2'-6" DIA.
 JOURNALS - 4 7/8" DIA. (ROLLER BEARING,
 BUFFERS - SELF CONTAINED.
 BUFFER HEADS - 24" x 14" OVAL.
 COUPLINGS - INSTANTER.

TELE. CODE. - RECTANK EC. RECTANK WC.
 BRAKE - STD. SLACK ADJUSTER (SCREW.)
 THROUGH VACUUM PIPE.
 MINIMUM CURVE - 70 FT.
 TARE - 15 TONS. 3 CWTS.

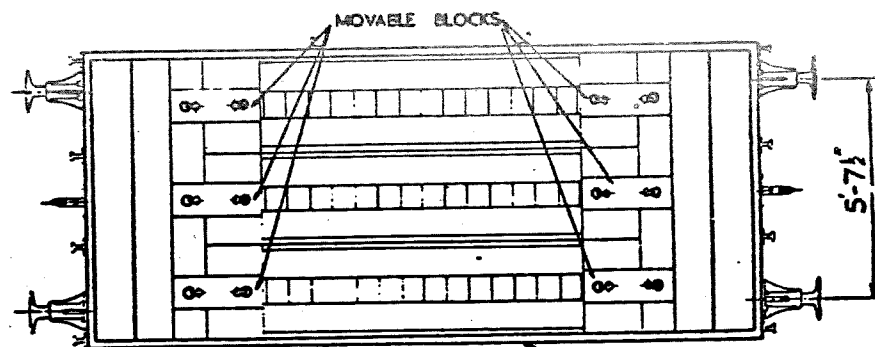
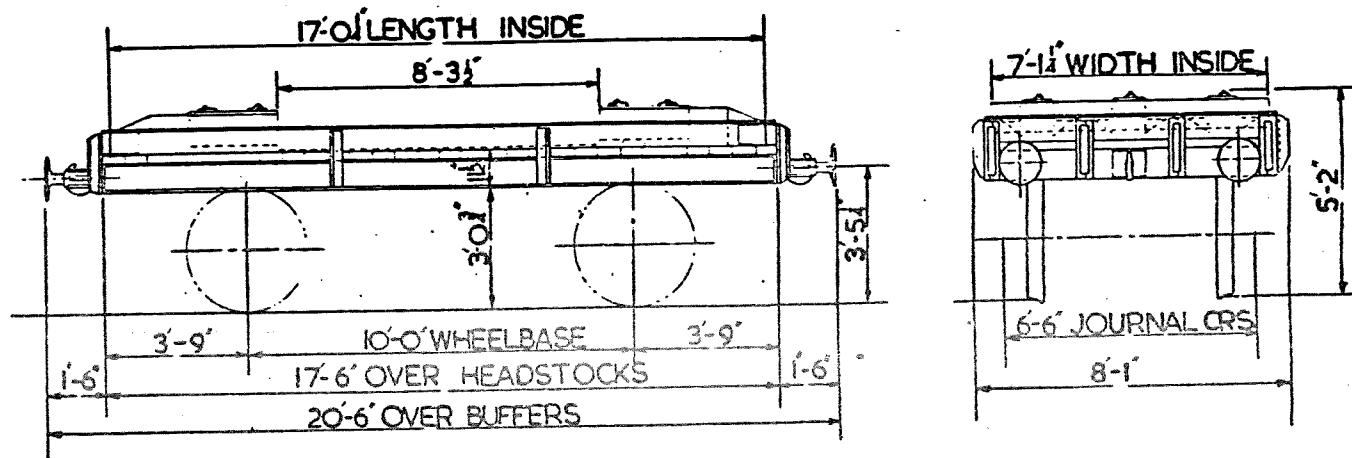
FLOOR AREA (EXCLUDING RAMP ENDS) - 223 SQ. FT.
 FLOOR - WOOD.
 BODY - STEEL.
 BODY BOLSTER - CAST STEEL.
 BOGIE - CAST STEEL.



LETTERED	TEL. CODE	LOT N ^o	QTY.	VEH N ^o
ROLL WC	ROLL WC	2877	10	B901850 TO B901859

12 TON ROLL WAGON

450



TARE :- 6 TONS 13 CWTs.

MIN. CURVE :- 1 CHAIN

BRAKE :- HAND LEVER.

FLOOR :- WOOD

WHEELS :- 3'-1 1/2" DIA.

JOURNALS :- 9" x 4 1/2"

BUFFERS :- SPINDLE

BUFFER HEADS :- 1'-1"

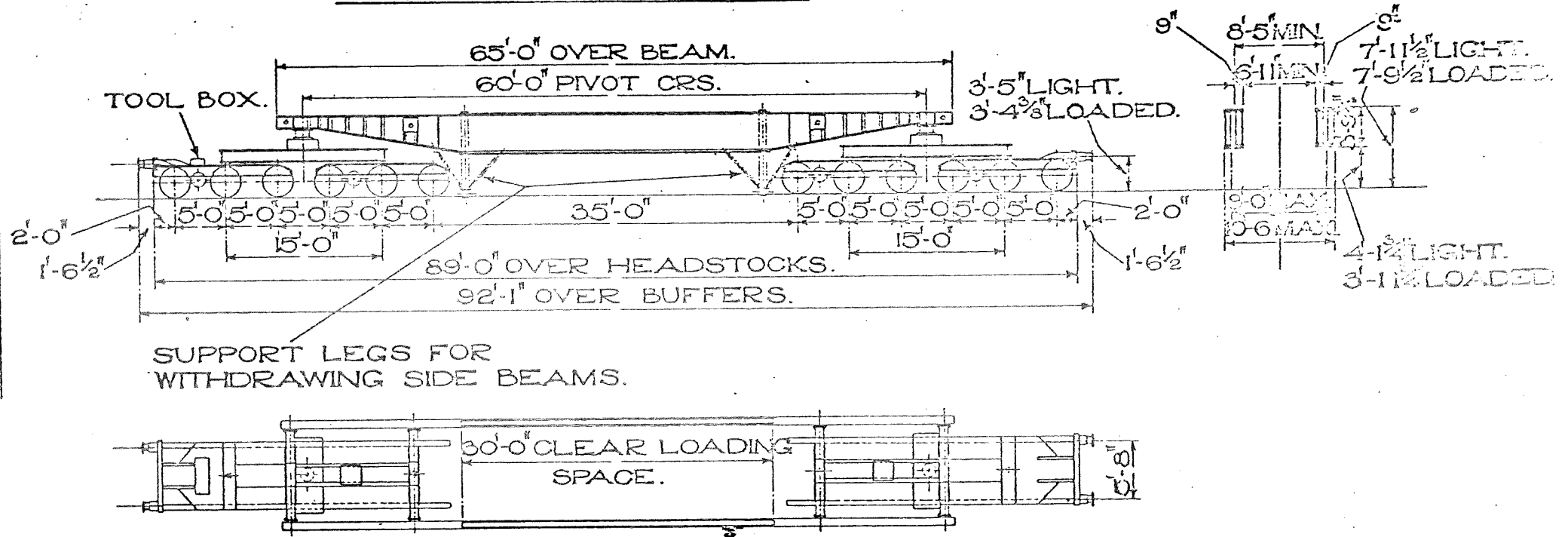
COUPLINGS :- THREE LINK

135 TON TRANSFORMER TROLLEY.

470.

LETTERED - TRANSFORMER 'MC'

LOT NO.	QTY	NUMBERS
249	2	301500 301801.



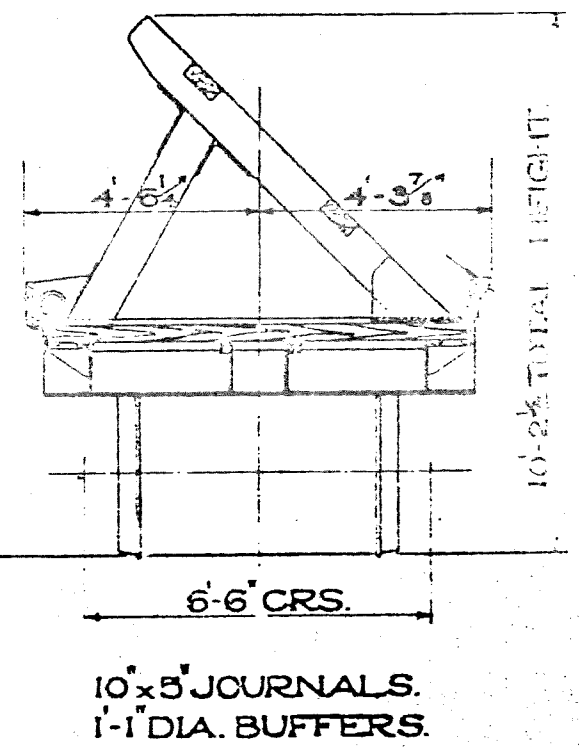
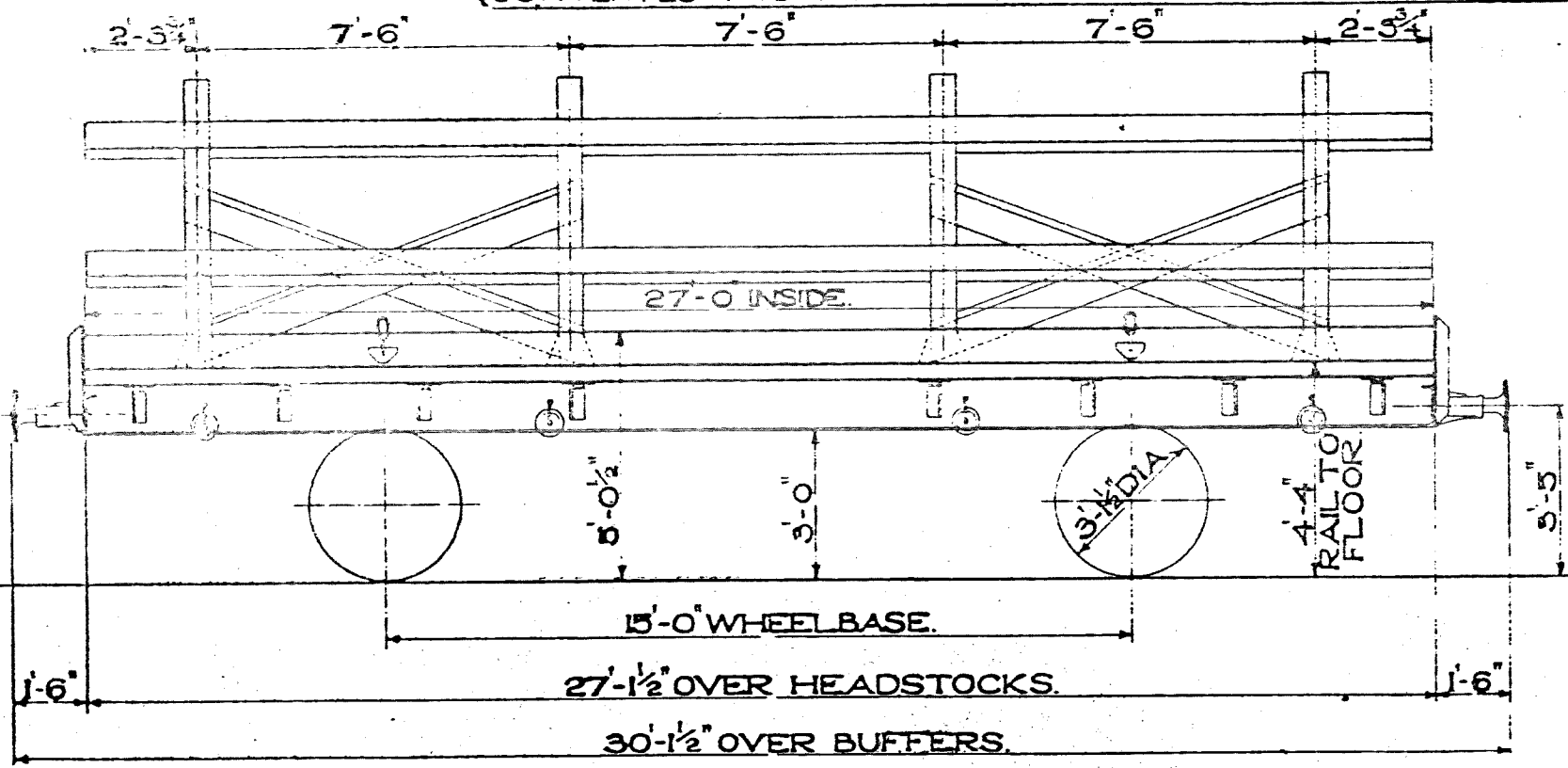
TEL. CODE - TRANSFORMER 'MC'. TARE - 72 TONS 11 CWT. SIZE OF JOURNALS - 12" x 7 1/2".
 BRAKE - HAND SCREW. WEIGHT OF A SIDE BEAM - 10 TONS 0 CWT. DIA. OF WHEELS - 3'-0"
 MIN. CURVE VEHICLE WILL NEGOTIATE - 1 1/2 CHAINS. BUFFERS - SELF CONTAINED.
 SIDE BEAMS DETACHABLE & ADJUSTABLE FROM 6'-11" MIN. TO 9'-0" MAX. BETWEEN BEAMS IN 5" REDUCTIONS OF 2 1/2" EACH SIDE. BUFFER HEADS - 1'-1" DIA.
 CROSS TRaversing GEAR TO GIVE A MAX. TRAVERSE OF 1'-0" ON EITHER SIDE OF ϕ COUPLINGS - SCREW.
 WHEN REQUIRED TO CLEAR ANY OBSTRUCTION.

21 TON TRESTLE WAGON.

LETTERED TRESTLE EA.

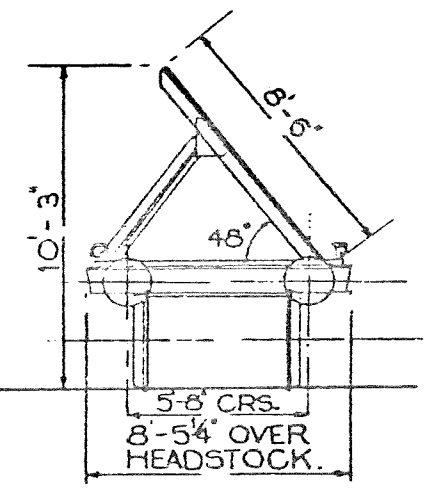
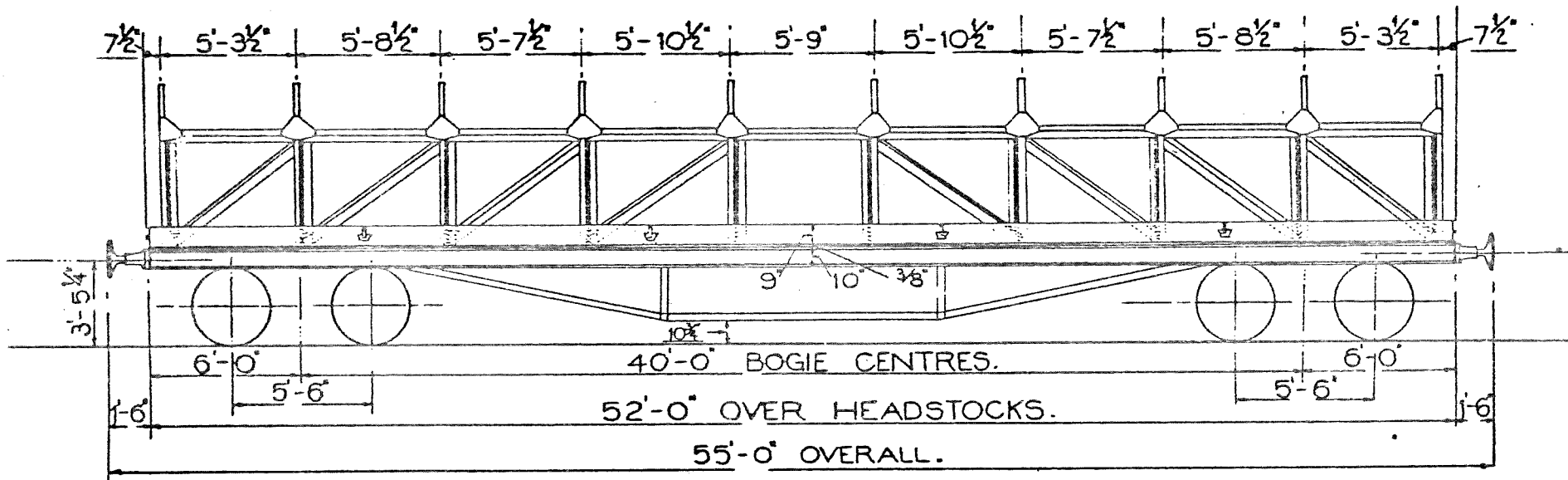
(CONVERTED FROM 21 TON DOUBLE BOLSTER WAGON FREIGHT DIAGRAMS 415 & 416)

NOS
9200001
9200016
9200044
9200056
9200059
9200078
9200087
9200089
9200116
9200200
9200201
9200203
9200213
9200215
9200272
9200319
9200322
9200339
9200361



TEL. CODE - TRESTLE EA. TARE - 9 TONS 16 CWT.
 20 TON STANDARD HAND LEVER BRAKE.
 MINIMUM CURVE 1 1/2 CHAINS.
 4 SETS OF BINDING CHAINS & SCREW COUPLINGS.

42 TON TRESTLE WAGON. LETTERED-TRESTLE E. D.



TEL.CODE = TRESTLE E.D.
 TARE = 20T. 3C.
 MINIMUM CURVE = 70'
 BRAKE = HAND LEVER.

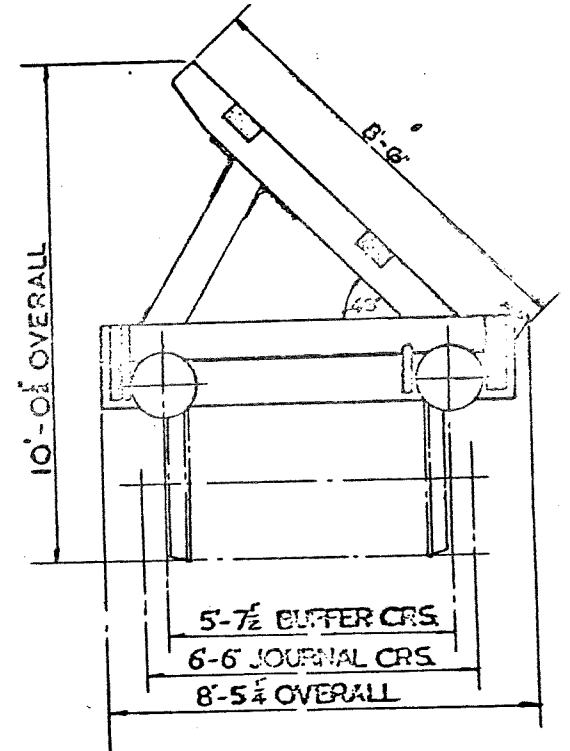
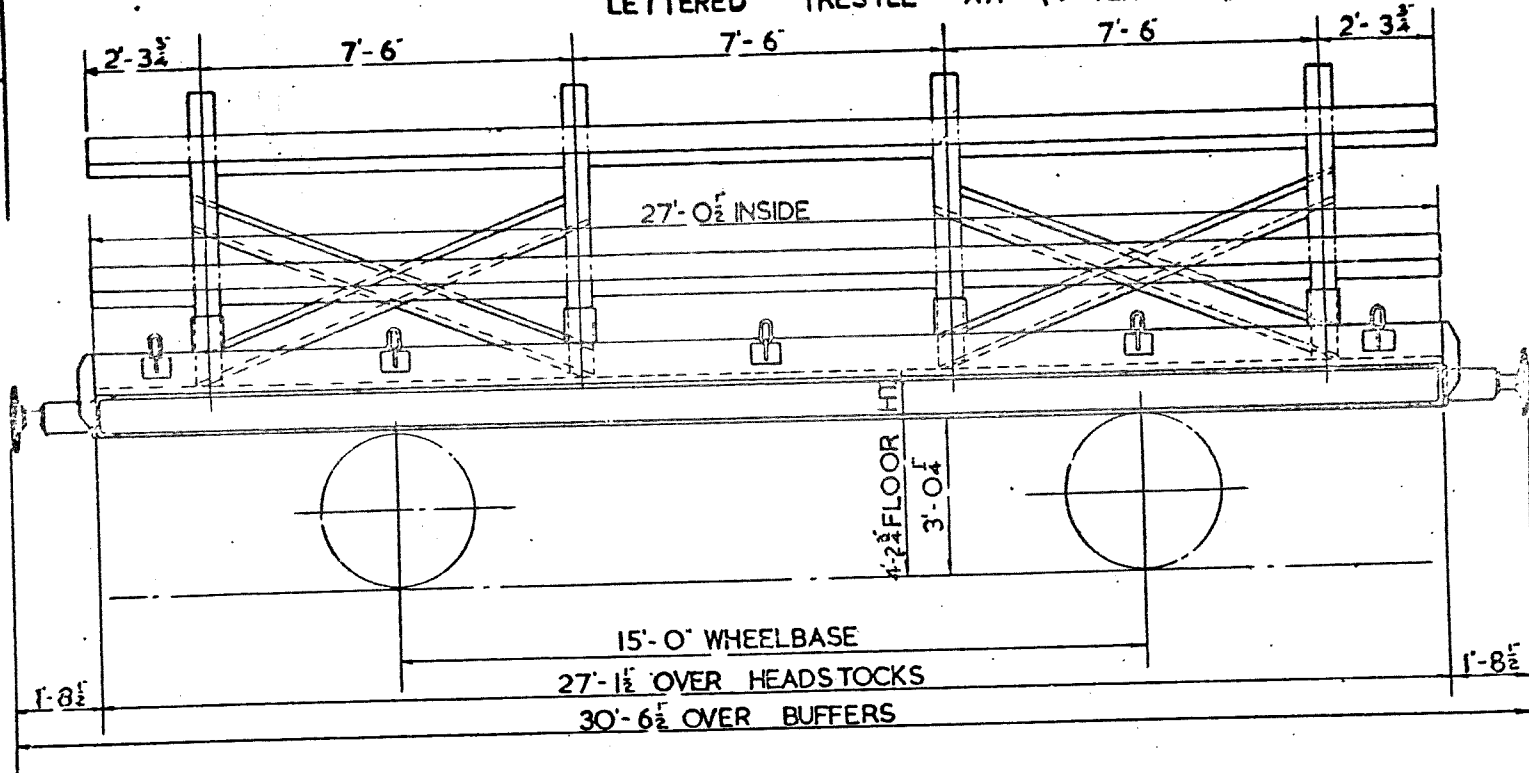
LOT. 2434
 QTY. 25
 Nos. B 903600 - B903624.

JOURNALS = 10' x 5'
 DIA OF WHEELS = 3'-1"
 BUFFERS = 1'-6" DIA.
 COUPLINGS = 3 LINK.
 BUFFERS - SPINDLE TYPE.

21 TON TRESTLE WAGON

LETTERED TRESTLE EA (7 VEHICLES)
 LETTERED TRESTLE AA (9 VEHICLES)

LIST 1A	EXL6 1A
3124 211,16	011 21020

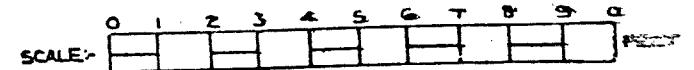


TEL. CODE: TRESTLE EA (7 VEHICLES)
 TRESTLE AA (9 VEHICLES)

TARE:
 MIN CURVE: 1 $\frac{1}{2}$ " CHAINS

BRAKE: A.V.B. & HANDBRAKE
 BUFFERS: DOWTY HYDRAULIC.
 BUFFER HEADS: 1'-4" DIA.

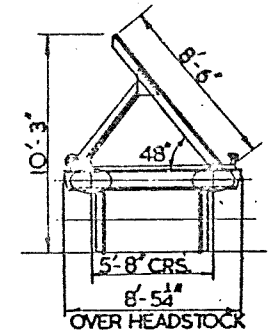
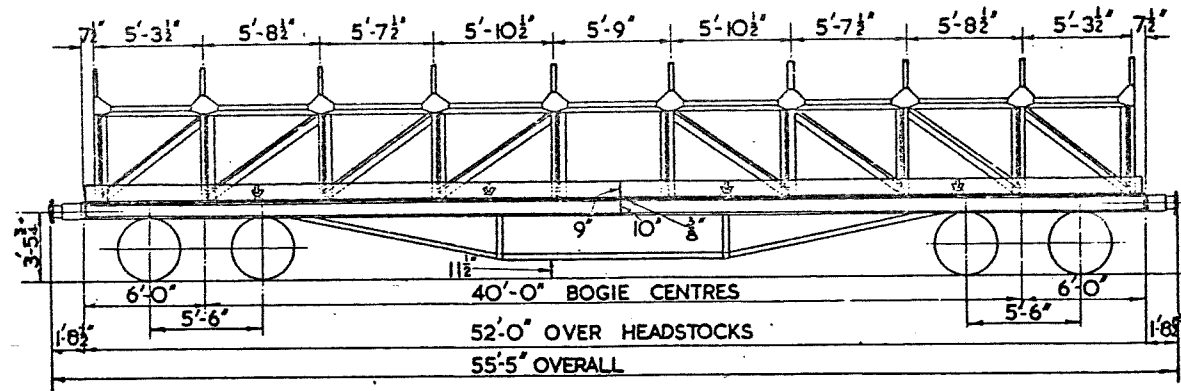
JOURNALS: 9" x 5"
 COUPLINGS: SCREW
 WHEELS: 3'-1 $\frac{1}{2}$ " DIA.



LOT N ^o	DRG. N ^o	QTY.	VEH.NOS.
3231	DN 21932	19	B903665 B903683

42 TON TRESTLE WAGON
LETTERED -TRESTLE E.D.

493



TEL. CODE :-TRESTLE E.D.
TARE :-20 T. 3 C.
MINIMUM CURVE :-70'-0" RAD.
BRAKE :-AVB & SCREW HAND
BRAKE WITH SAB REGULATOR

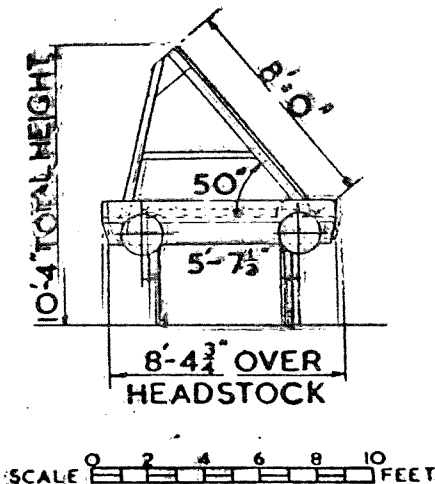
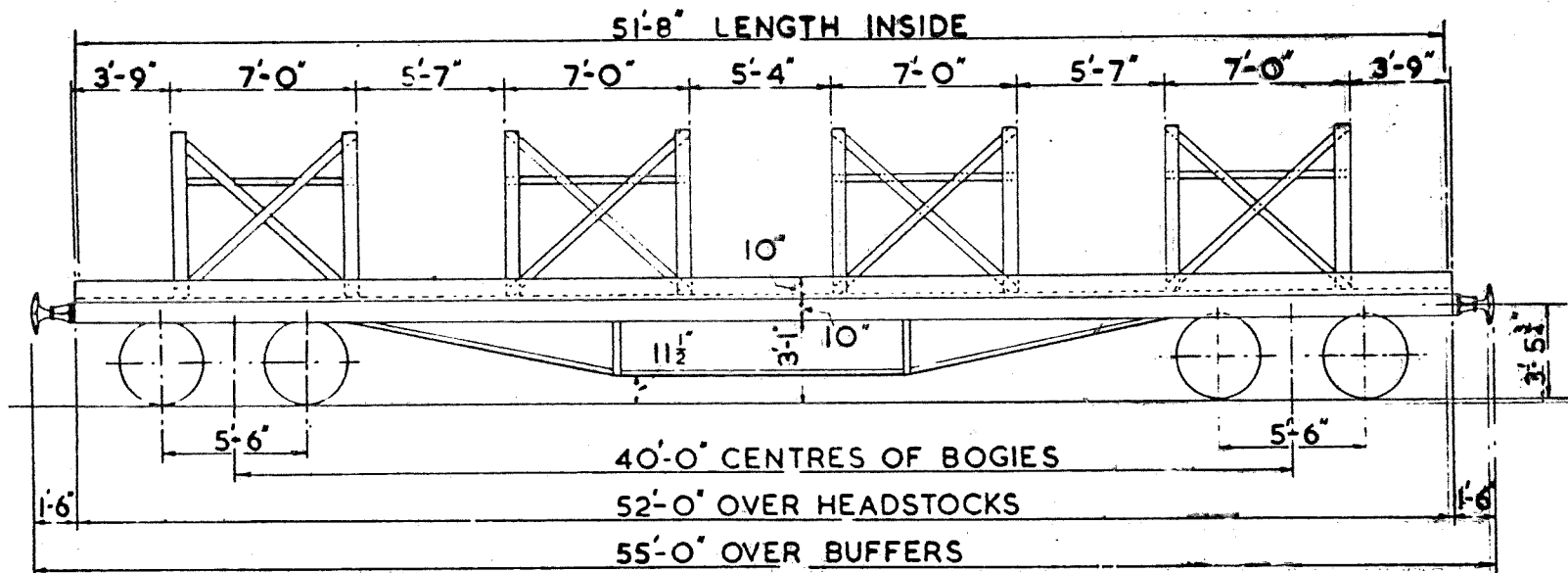
JOURNALS :-10'X 5"
DIA.OF WHEELS :-3'-1½"
BUFFERS :-24x14 OVAL HEAD
COUPLINGS :- INSTANTER
BUFFERS :-SELF CONTAINED

42 TON TRESTLE WAGON.

494

LETTERED TRESTLE AB.

(CONVERTED FROM 42 TON BOGIE BOLSTER WAGON, FREIGHT DIAGRAM No 472)



TEL. CODE - TRESTLE AB.
 TARE - 21 TONS 13 CWTS.
 MINIMUM CURVE - 70 Ft. RAD.
 BRAKE - HAND LEVER.

WAGON No.	LOT No.	DRG No.
B 942030	2691	
• 942077	•	
• 942109	•	18533 N.
• 942265	2690	
• 942375	2787	&
• 942571	2852	
• 942573	•	CO/22524
• 942581	•	
• 942593	•	
• 942751	2882	

WHEELS - 3'-1½" DIA.
 JOURNALS 10" x 5"
 BUFFERS - SPINDLE.
 BUFFER HEADS - 1'-6" DIA.
 COUPLINGS - 3 LINK.

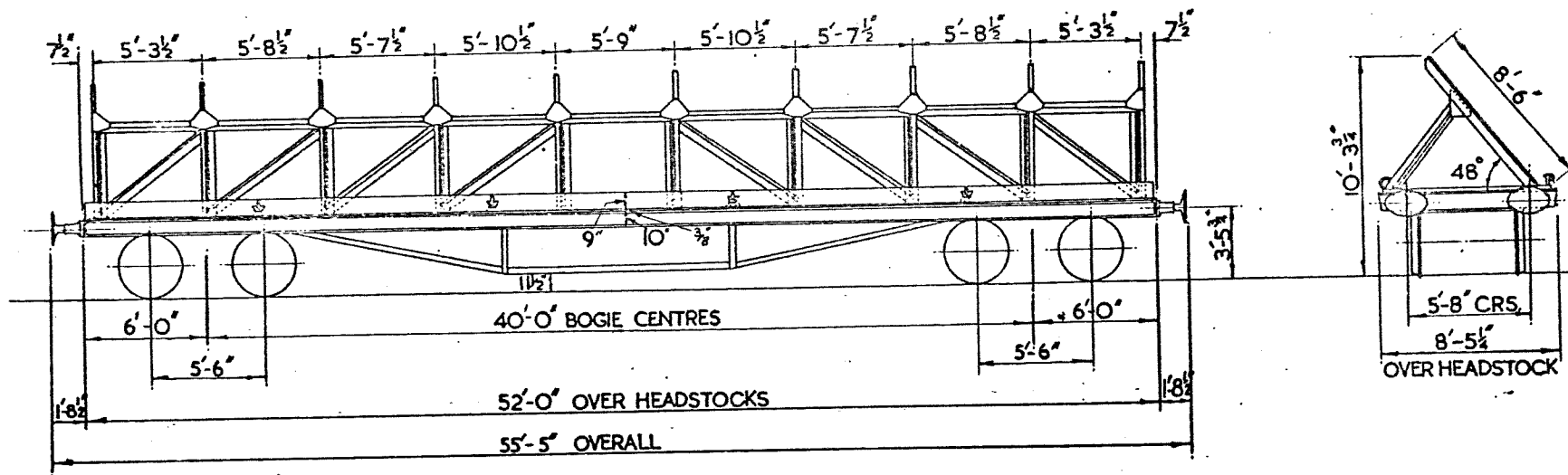


42 TON TRESTLE WAGON
LETTERED - TRESTLE E.D.

495

20 VEHICLES	LOT N°	DRG. N°
	3410	DN 29758

NOS. B 903684 TO B 903703



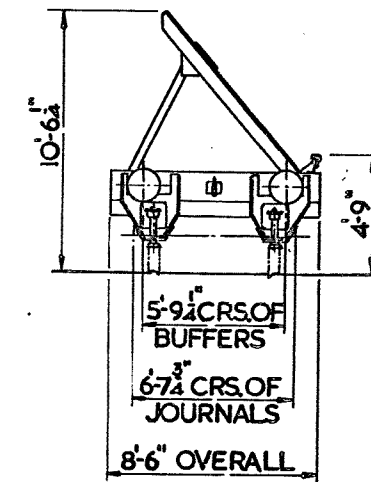
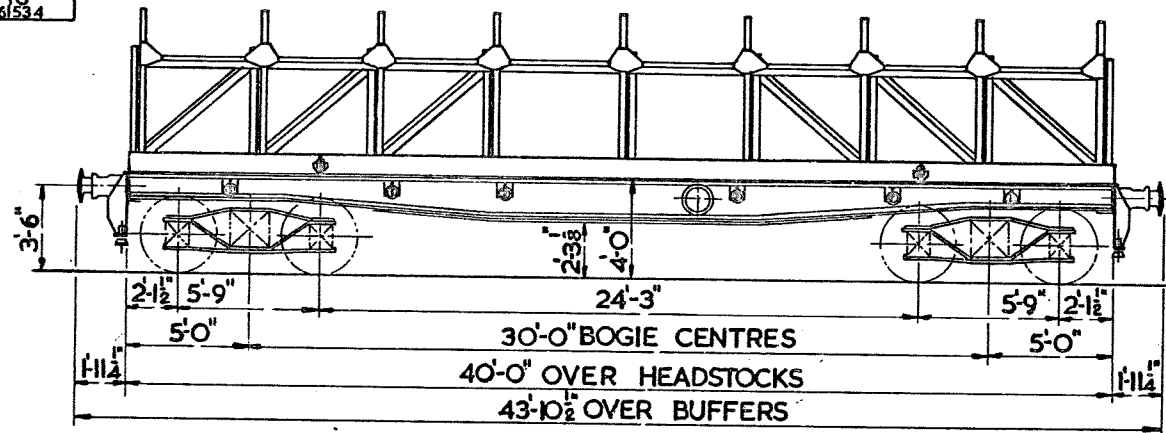
TEL. CODE :- TRESTLE E.D.
 TARE :- 20 TONS 15CWTS.
 COUPLINGS :- INSTANTER
 MINIMUM CURVE :- 70'-0"
 BRAKE. HAND LEVER & A.V.B.
 WITH S.A.B. REGULATOR

JOURNALS :- 4 7/8" DIA. ROLLER BEARINGS.
 DIA OF WHEELS :- 3'-1 1/2"
 BUFFERS :- SELF CONTAINED
 BUFFER HEADS :- 24" X 14" OVAL.
 BOGIE :- CAST STEEL.

50 TON TRESTLE PLATE WAGON (EX WARFLAT)

496

LETTERED	TEL-CODE	LOT N ^o	QTY.	VEH.N ^o
TRESTLE.EH	TRESTLE.EH	3417	35	W161500 W161534

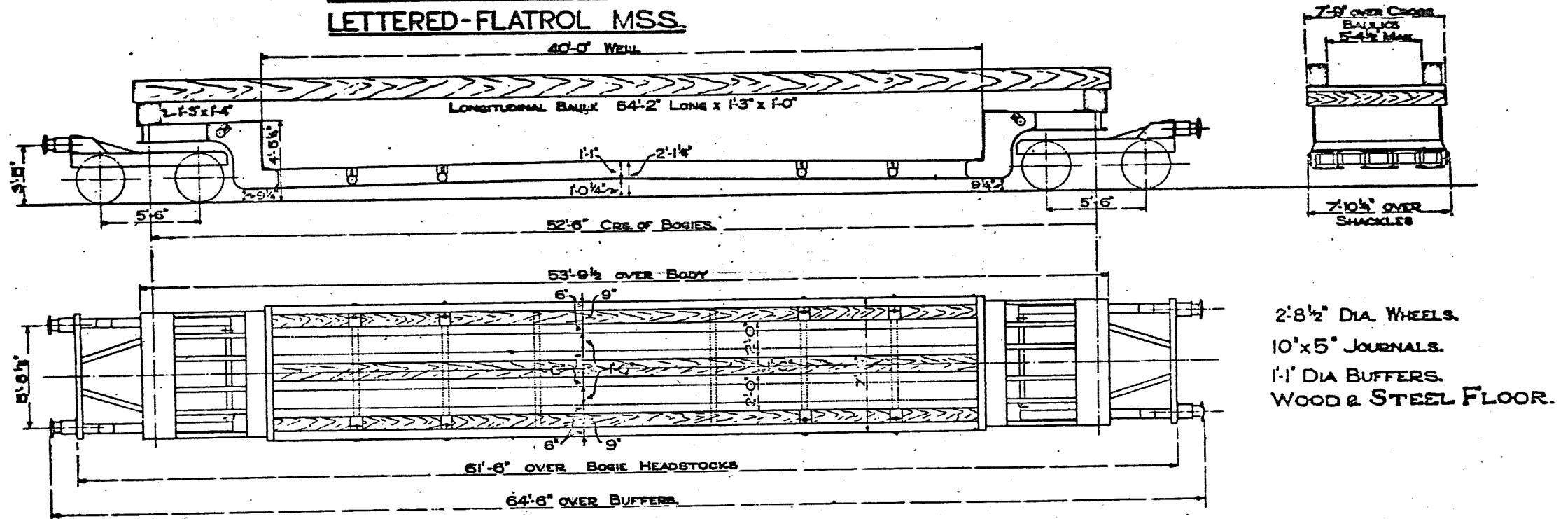


TARE :- 21 TONS 3 CWTS
 MIN CURVE :- 120 FT.
 BODY :- STEEL
 BRAKE :- SCREW
 (SOME VAC. FITTED)

WHEELS :- 3'-0" DIA.
 JOURNALS :- 11" x 5 1/2"
 BUFFER HEADS :- 1'-3 3/4" DIA.
 BUFFERS :- SELF CONTAINED
 COUPLINGS :- SCREW

**20 TON BOGIE TROLLEY.
LETTERED-FLATROL MSS.**

510




2'-8 1/2" DIA. WHEELS.
10"x5" JOURNALS.
1'-1" DIA BUFFERS.
WOOD & STEEL FLOOR.

LOT 2006. QTY. 10. NUMBERS:-
B 900300, B 900301, B 900302, B 900303, B 900304,
B 900305, B 900306, B 900307, B 900308, B 900309.

TEL CODE-FLATROL MSS.

MINIMUM CURVE TROLLEY



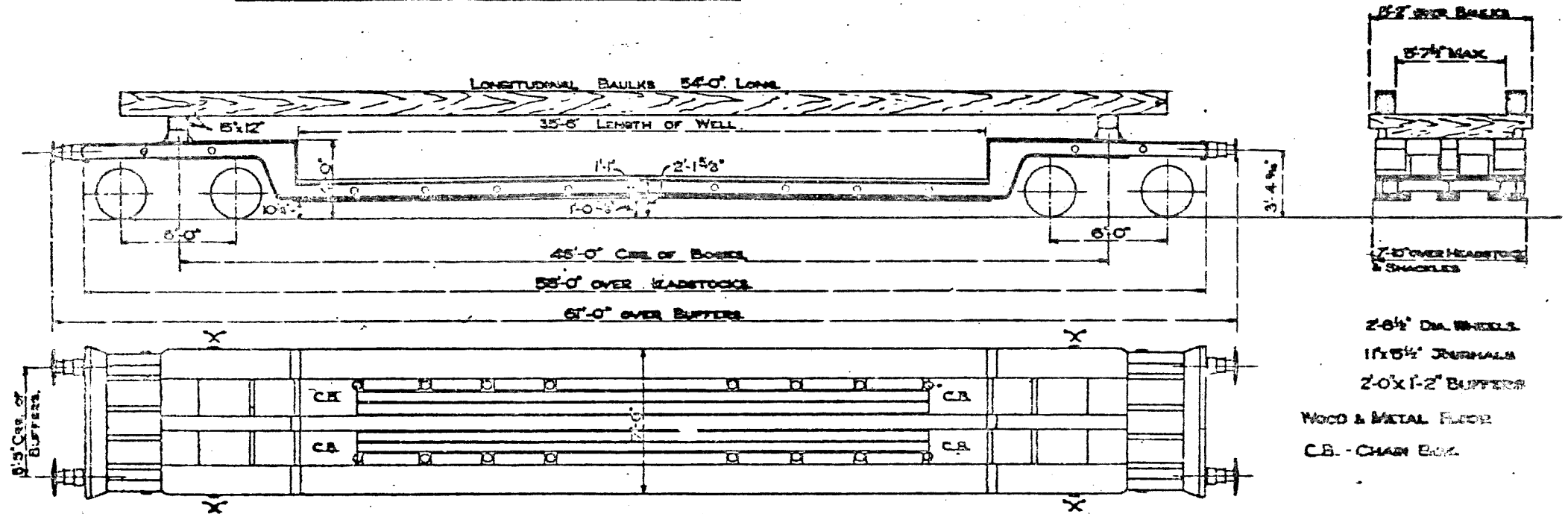
WILL NEGOTIATE IS 1 CHAIN

TARE 28 TONS 7 CWT. WITH BAULK

26 TONS 8 CWT. WITHOUT BAULK.

LEVER BRAKE ON EACH BOGIE.

40 TON BOGIE TROLLEY. LETTERED-FLATROL MHH.



LOT. 2005. QTY. 10. NUMBERS:-
 B 900400, B 900401, B 900402, B 900403, B 900404,
 B 900405, B 900406, B 900407, B 900408, B 900409.

TELCODE - FLATROL MHH.
 7-11" OVER SHACKLES MARKED 'X'

MINIMUM CURVE TROLLEY WILL SCALE FEET.

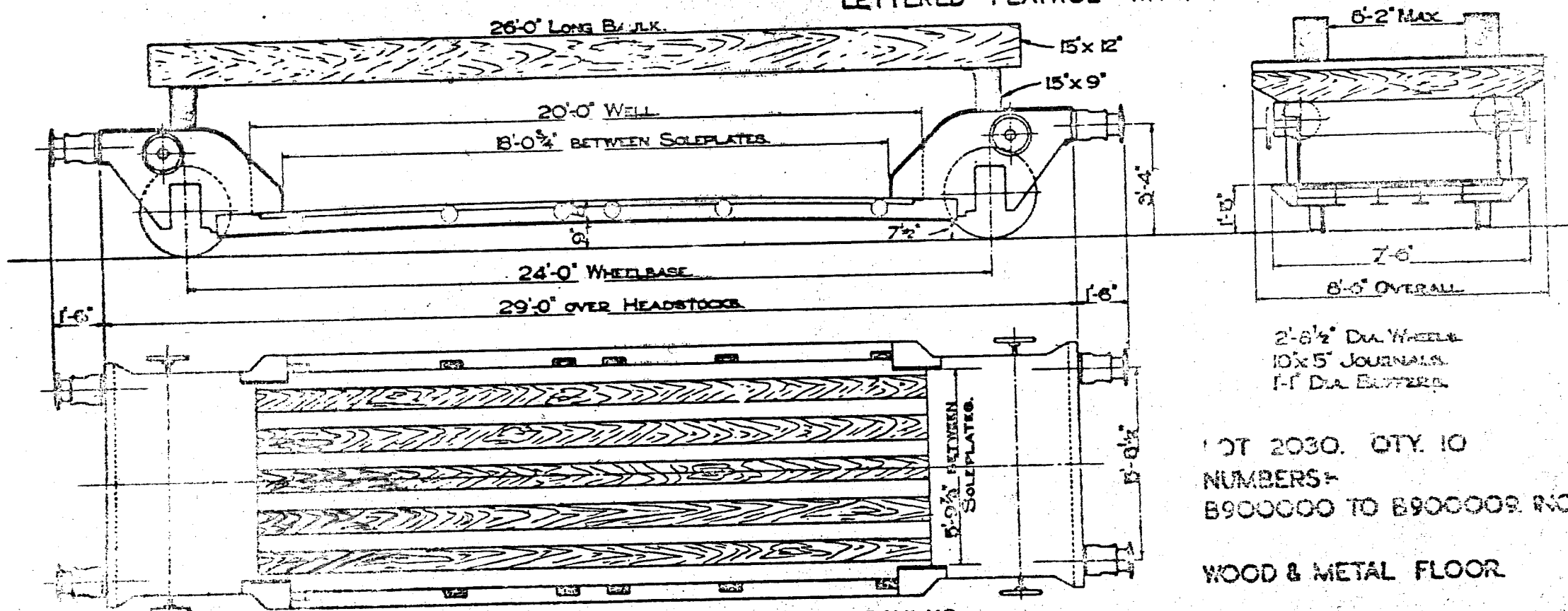
NEEDLE IS 1 CHAIN

TAKE 36 TONS 7 CHAINS WITH BAULKS.
 33 TONS 17 CHAINS WITHOUT BAULKS.

HAND LEVER BRAKE.

20 TON FOUR WHEELED TROLLEY.

LETTERED - FLATROL MVV.




LOT 2030. QTY. 10
 NUMBERS -
 B900000 TO B900009 INCL.

WOOD & METAL FLOOR

TEL CODE - FLATROL MVV. TARE 11 TONS 16 CWTs WITH BAULKS.
 10 TONS 14 CWTs WITHOUT BAULKS.

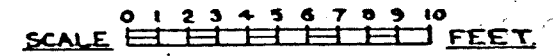

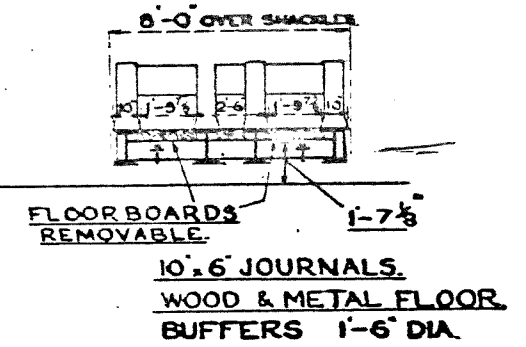
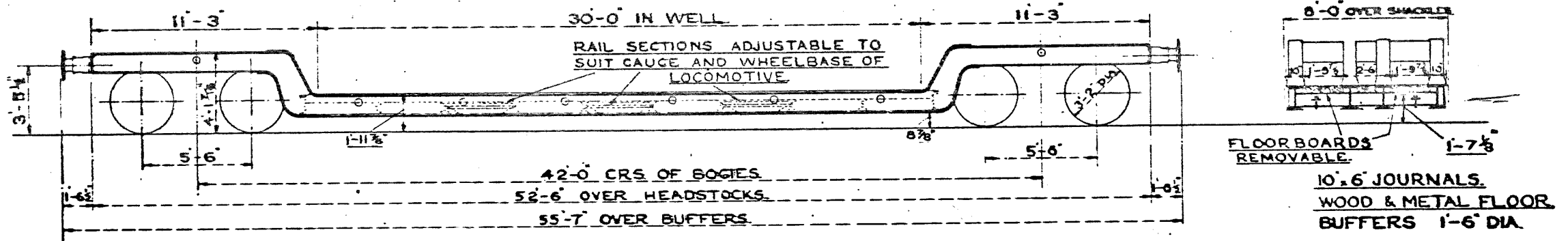
MINIMUM CURVE 2 CHAINS. SCREW HAND BRAKE.
 2 SETS OF BINDING CHAINS WITH SCREW COUPLINGS.



40 TON BOGIE TROLLEY

LETTERED - "FLATROL WX."

513.




LOT 2078. QTY. 6.
 NUMBERS:-
 B901000 TO B901005. INC.
 LEVER BRAKE.

TEL CODE:- "FLATROL WX."
 MIN. CURVE 1/2 CHAINS. TARE 26 TONS 11 CWTS.
 CARRYING CAPACITY:- 40 TONS DISTRIBUTED OVER WELL.
 25 TONS CONCENTRATED AT CENTRE.

50 TON BOGIE TROLLEY.
LETTERED FLATROL EZ

514.



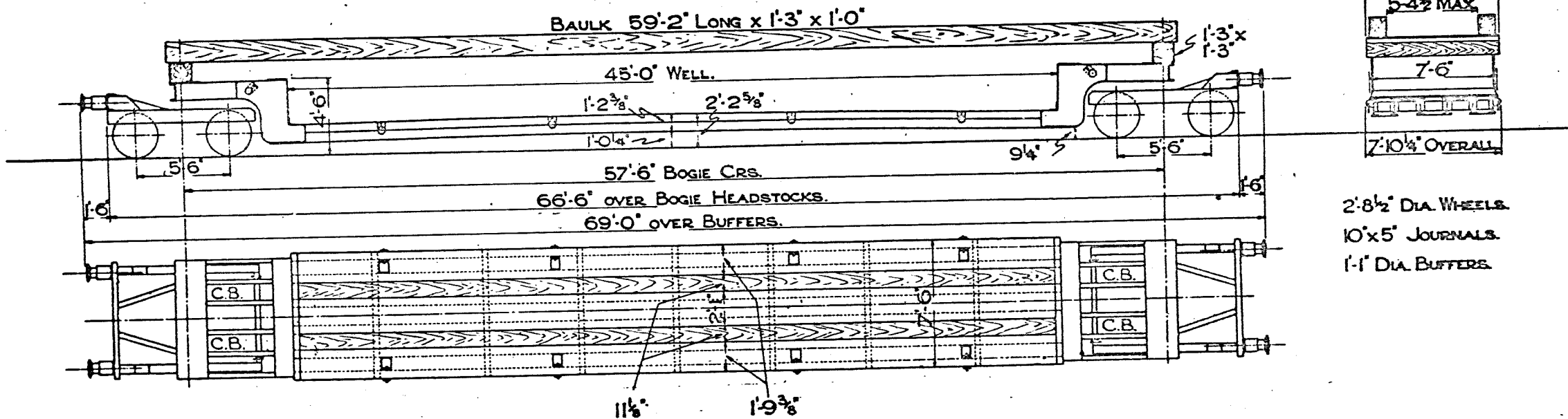
TEL CODE- FLATROL EZ. MIN CURVE 99 FT.
 TARE- WITH BALKS 40 TONS 4 CWT.
 WITHOUT BALKS 35 TONS 6 CWT.
 CARRYING CAPACITY 50 TONS OVER WHOLE WELL.
 25 TONS IN CENTRE OVER 12 FT.

WHEEL BRAKE.
 BINDING CHAINS- 4 SETS WITH 2 SCREW COUPLINGS.

QUANTITY 4.
 LOT 2176.
 Nos B900500 TO B900503.



20 TON BOGIE TROLLEY.
LETTERED-FLATROL MUU.



TEL.CODE-FLATROL MUU.

MINIMUM CURVE 1/2 CHAINS.
 WOOD & METAL FLOOR.
 C.B.-CHAIN BOX.

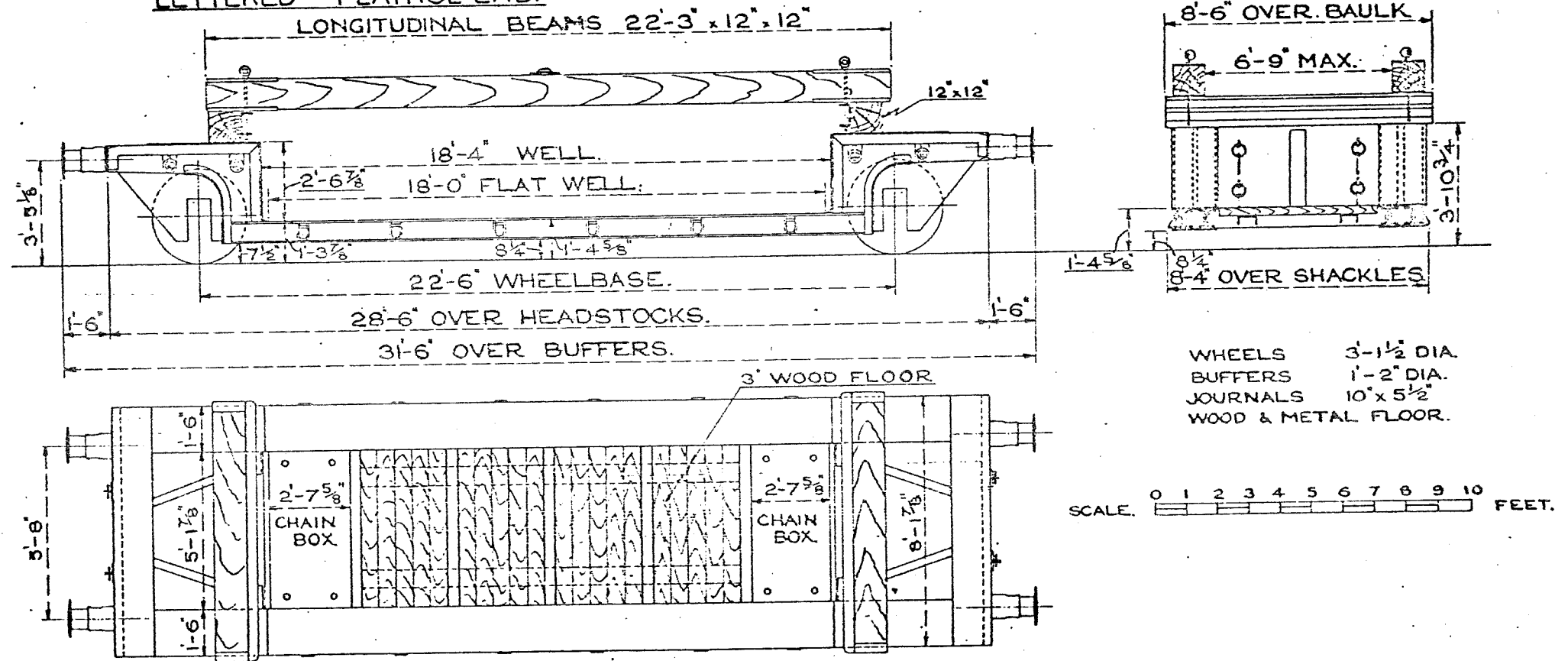
TARE 30 TONS 19 CWTS WITH BAULKS.
 27 TONS 17 CWTS WITHOUT BAULKS.
 LEVER BRAKE ON EACH BOGIE.
 4 SETS OF BINDING CHAINS.

QTY. 4.
 LOT. 2304.
 No. B900310 TO B900313.



21 TON FOUR WHEELED TROLLEY.
LETTERED FLATROL EAB.

516.



TEL.CODE:- FLATROL EAB.

TARE:-WITH BEAMS 14t. 3c.

WITHOUT BEAMS 12t 15c.

MIN CURVE 72 FEET. HAND LEVER BRAKE.

CARRYING CAPACITY. 21 TONS.

QUANTITY. 5.

LOT 2218.

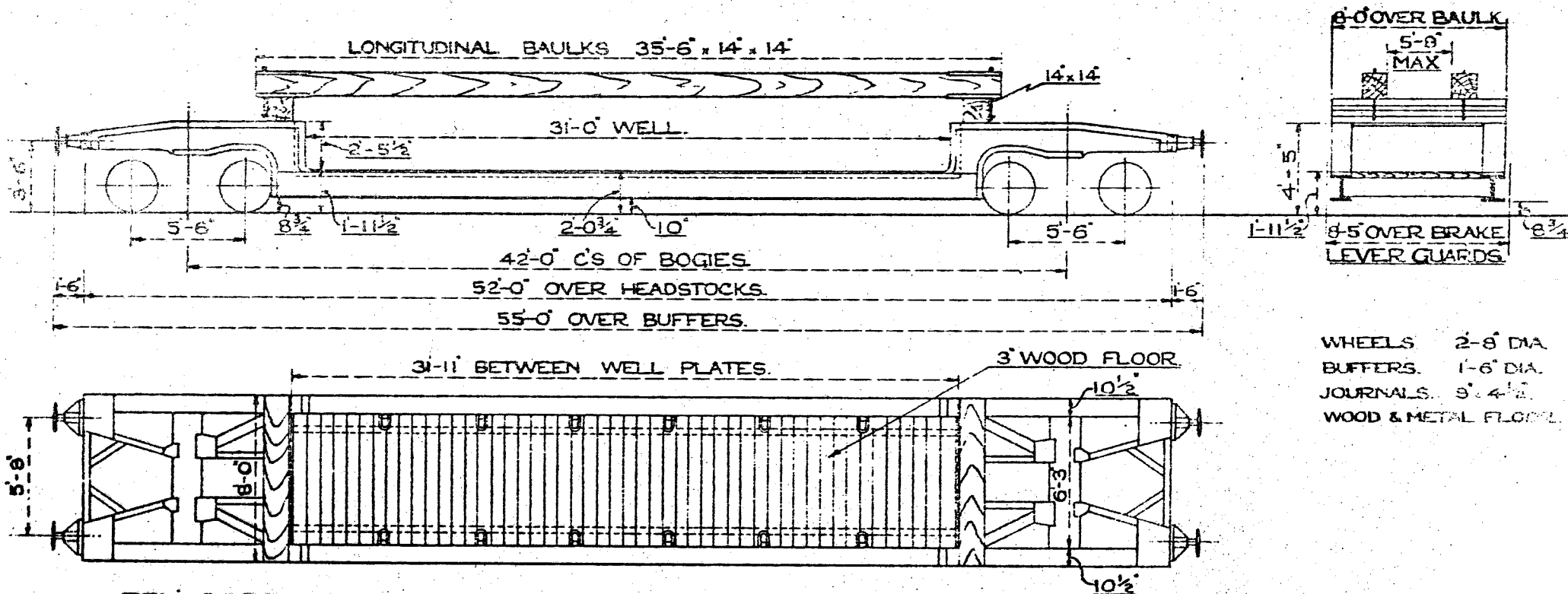
Nos. B900100 TO B900103.

LOT 2452 NO 900104.

25 TON BOGIE TROLLEY.

517.


LETTERED FLATROL ED.



WHEELS 2-8" DIA.
 BUFFERS 1-6" DIA.
 JOURNALS 9" x 4 1/2"
 WOOD & METAL FLOOR.

TEL. CODE:- FLATROL E.D.
 MIN. CURVE 70 FEET.
 TARE WITH BAULKS. 24 T. 12 C
 WITHOUT BAULKS. 22 T 3 C.
 CARRYING CAPACITY. 25 TONS.
 HAND LEVER BRAKE.

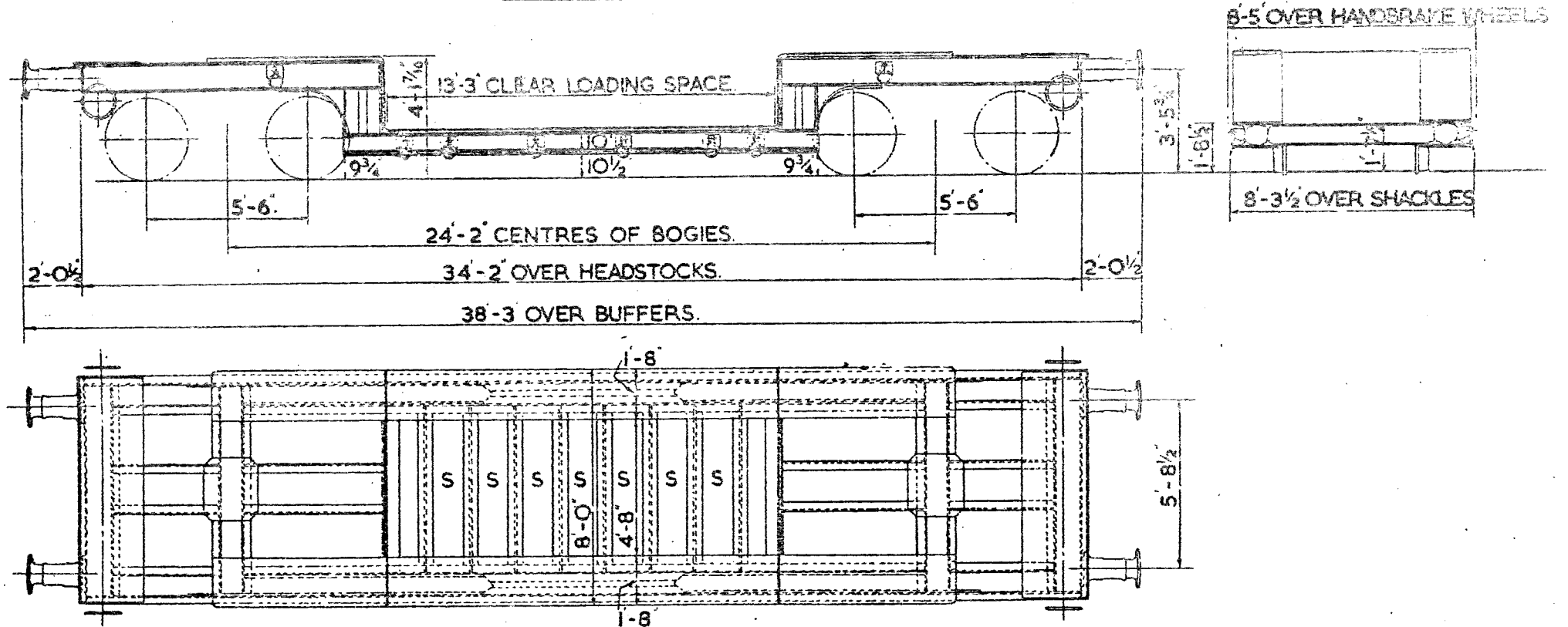
QUANTITY. 1.
 LOT. 2219.
 No. B900350.



35 TON BOGIE TROLLEY

518

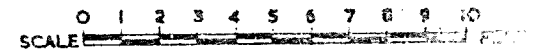
LETTERED FLATROL EN.



LOT 2947
 QTY. 1
 NUMBER B900603

TEL CODE - FLATROL EN
 MIN. CURVE - 1 CHAIN
 TARE 18 TONS 9 CWTs
 SCREW HAND BRAKE EACH END
 WESTINGHOUSE THRO. PIPE


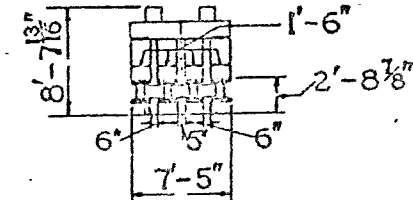
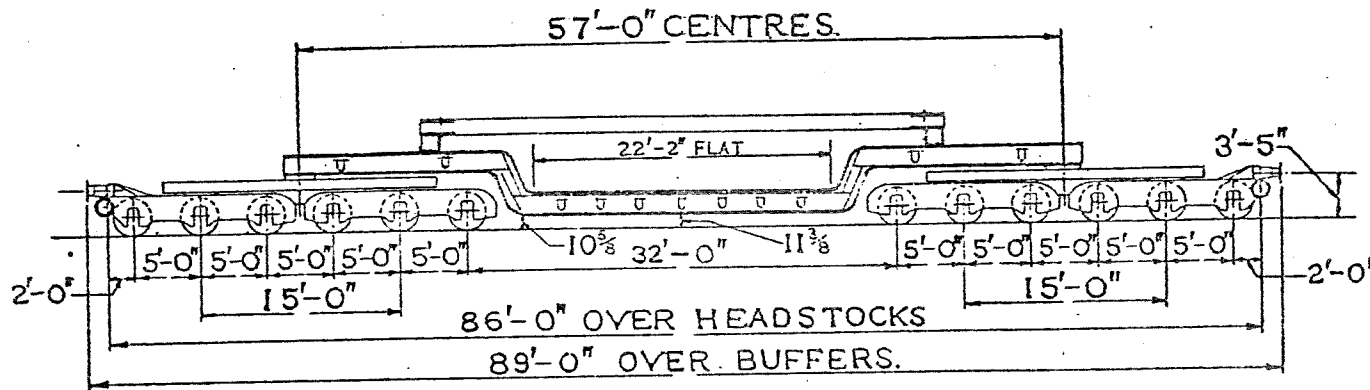
JOURNALS 10 x 5"
 DIA. OF WHEELS 2'-10 1/2"
 BUFFERS - 400 MM. DIA (1'-3 3/4")
 COUPLINGS - SCREW (U TYPE)
 BUFFERS - SELF CONTAINED



120 TON TROLLEY WAGON. B.R.
LETTERED FLATROL E.A.A.

519

LOT N°	QTY	VECH. N°
2893	1	B 900675

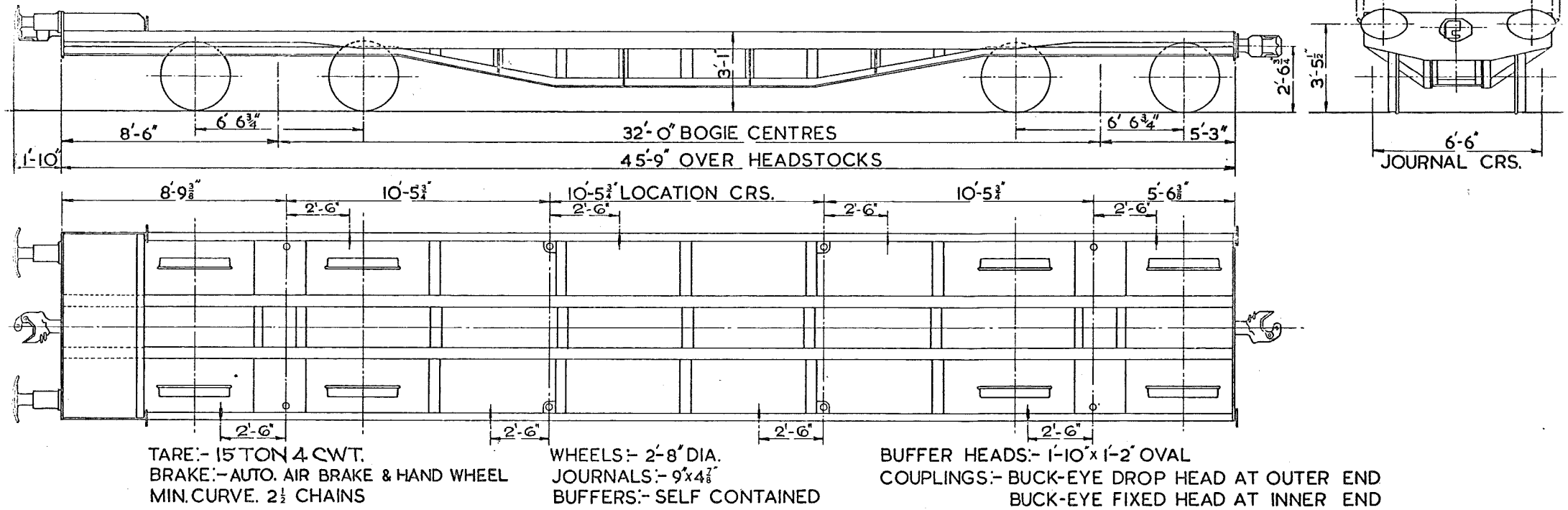


TEL. CODE FLATROL E.A.A.	BRAKE-HAND SCREW.	DIA. OF WHEELS 3'-0".	JOURNALS 10" x 5 1/2"
TARE WITH BAULKS	96 TONS 10 CWT.	BUFFERS - SELF CONTAINED.	
TARE - WITHOUT BAULKS.	92 TONS 12 CWT.	BUFFER HEADS 1'-6" DIA. MIN. CURVE 70 FT.	
		COUPLINGS - 3 LINK.	
FLOOR - STEEL. BAULKS 1'-2" SQ.			

LETTERED	TEL. CODE	LOT No	QTY	VEH No
		3480	2	B 601001 B 601002

42'-6" PLATFORM LEADING & TRAILING
PROTOTYPE LINER TRAIN VEHICLE

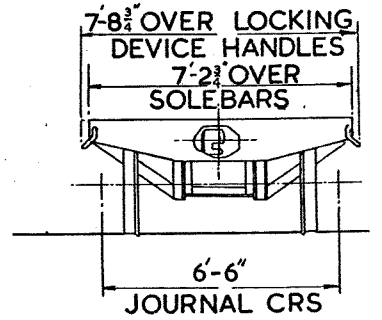
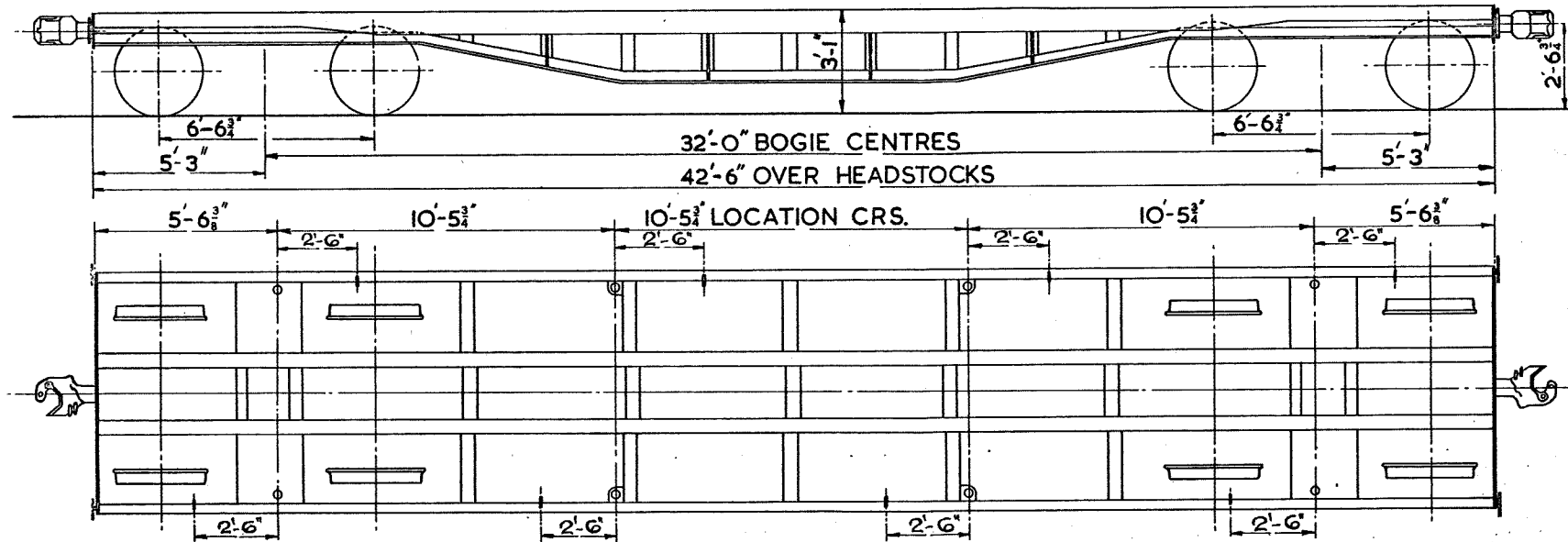
80



LETTERED	TEL.CODE	LOT. №	QTY	VEH №
		3480	2	B.602001 & B.602002

**42'-6" PLATFORM INTERMEDIATE
PROTOTYPE LINER TRAIN VEHICLE**

81

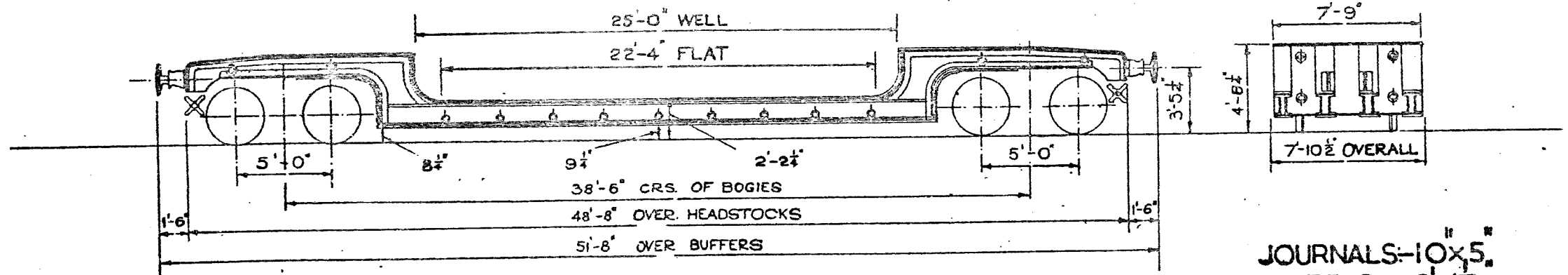


TARE:- 14 TON 7 CWT.
 BRAKE:- AUTO. AIR BRAKE & HAND WHEEL
 MIN. CURVE. 2 1/2 CHAINS

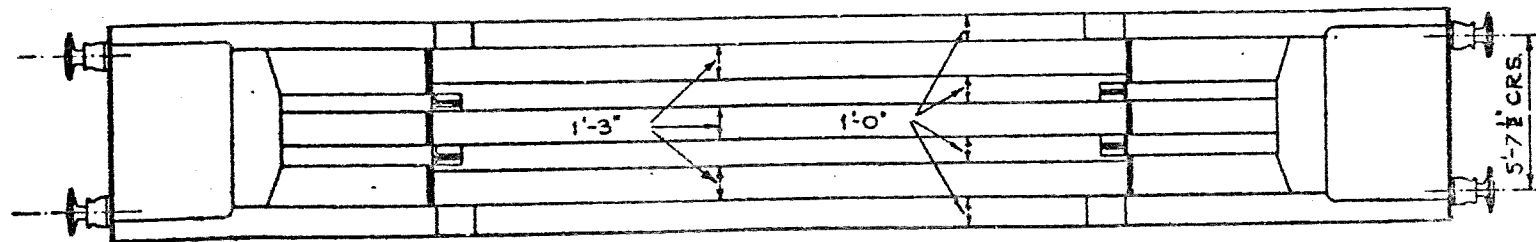
WHEELS:- 2'-8" DIA.
 JOURNALS:- 9x4 1/2"
 COUPLINGS:- BUCK-EYE FIXED HEAD

50 TON BOGIE TROLLEY
LETTERED FLATROL EX

520



JOURNALS:—10" x 5"
 WHEELS:—3'-1 1/2" DIA.
 BUFFERS:—1'-6" DIA.
 COUPLINGS:—3 LINK



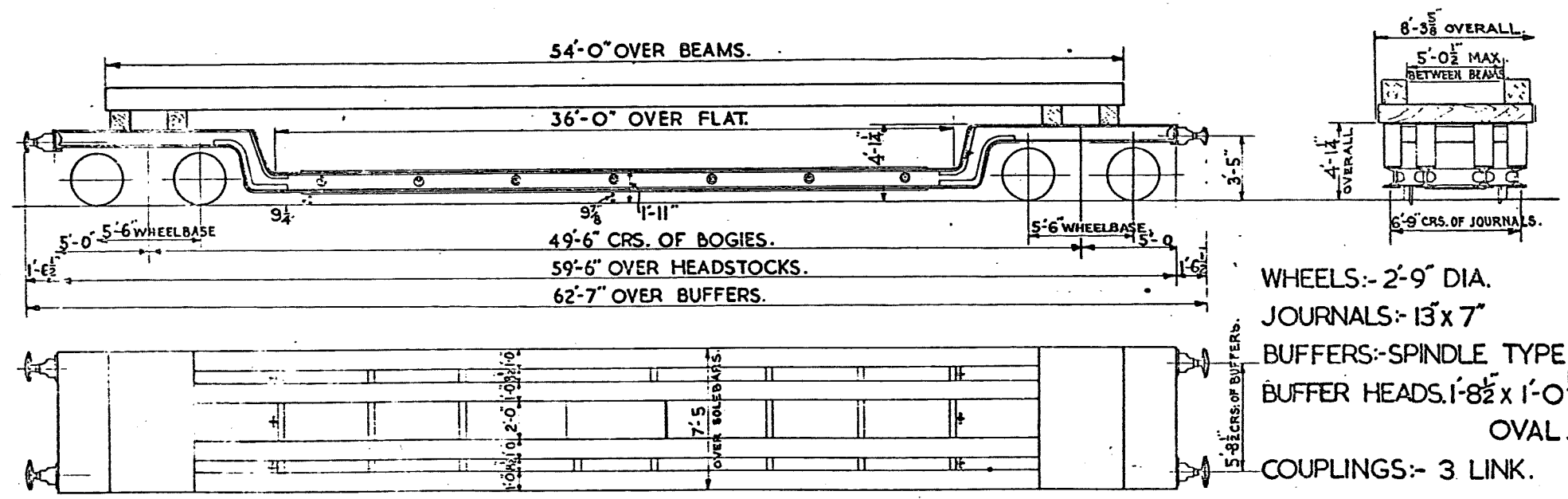
LOT.	QTY.	NOS.
2572	2	900504 & 5

TEL. CODE :— FLATROL EX
 TARE :— 30 TONS. 6 CWTs.
 MIN. CURVE :— 50 FT.
 CARRYING CAPACITY :— 50 TONS.

BRAKE :— WHEEL ON BOGIE

30 TON TROLLEY WAGON. LETTERED FLATROL E L.

2 VEHICLES	LOT Nº	DRG Nº	Nº B.900600-900601.
	2571	DN 20261	



WHEELS:- 2'-9" DIA.
 JOURNALS:- 13" x 7"
 BUFFERS:- SPINDLE TYPE.
 BUFFER HEADS. 1'-8 1/2" x 1'-0 1/2"
 OVAL.
 COUPLINGS:- 3 LINK.

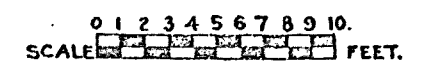
TEL. CODE :- FLATROL EL
 BRAKE :- HAND (SCREW)
 MINIMUM CURVE :- 99 FT.

TARE WITH BEAMS. 40 T. 2 C.
 TARE WITHOUT BEAMS. 35 T. 3 C.
 BODY :- STEEL.

THERE ARE CROSS AND LONGITUDINAL BEAMS FOR EACH OF THESE WAGONS AND WHEN REQUIRED SHOULD BE REQUISITIONED ALONG WITH THE WAGON. A CENTRAL LOAD OF 15 TONS MAY BE CARRIED IF DISTRIBUTED OVER A LENGTH OF 16 FEET.

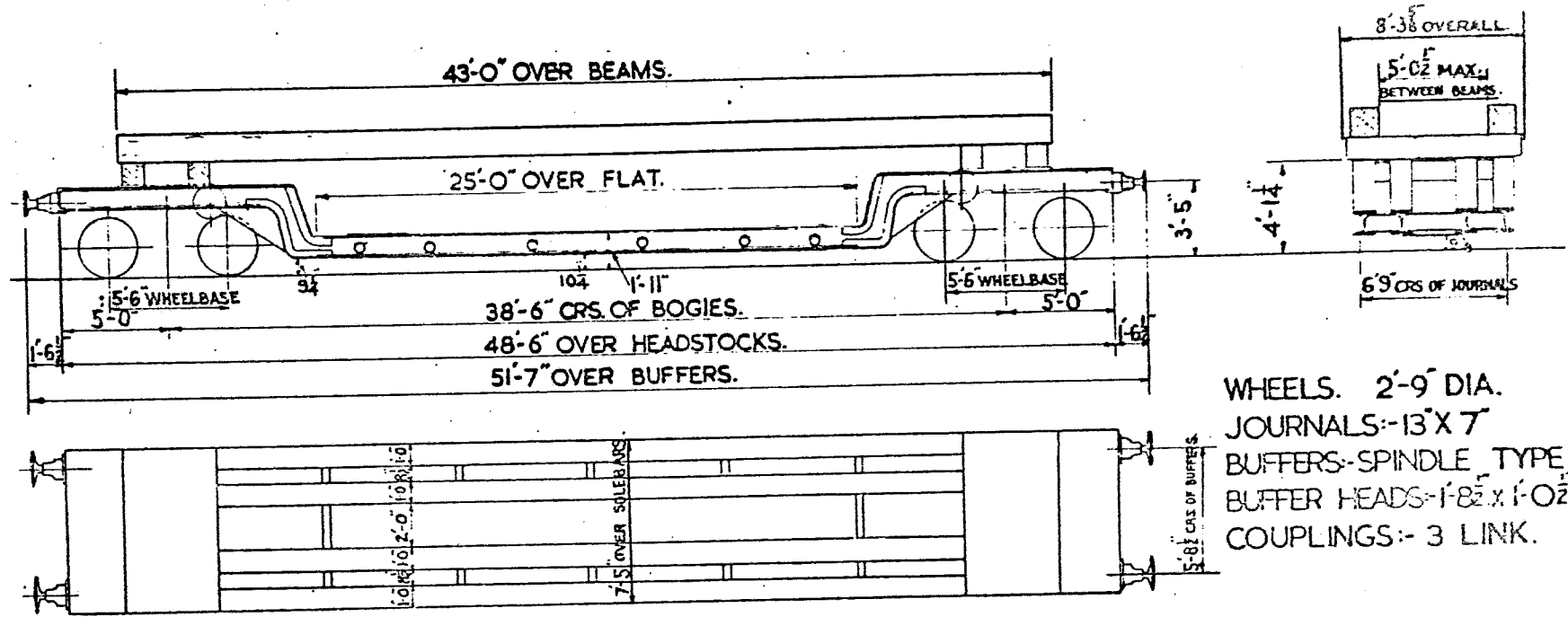
WAGON Nºs 900600 & 900601 HAVE BEEN MODIFIED TO RUN ON THE CONTINENT.
 MODIFICATIONS:-

1'-8 1/2" BUFFER PROJECTION
 STD. SCREW COUPLING & WESTINGHOUSE PIPE FITTED.



	LOT NO	DRG. NO	
VEHICLE	2573	20258	Nº B. 900506

50 TON TROLLEY WAGON.
LETTERED FLATROL 'E Y'

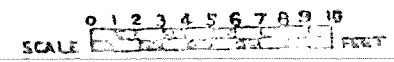


WHEELS. 2'-9" DIA.
JOURNALS:-13" X 7"
BUFFERS:-SPINDLE TYPE.
BUFFER HEADS:-1'-8" X 1'-02" OVAL.
COUPLINGS:- 3 LINK.

TEL. CODE:- FLATROL 'E Y'
BRAKE :- HAND (SCREW)
MINIMUM CURVE:- 50 FT

TARE WITH BEAMS:-35 TONS, 14 CWT.
TARE WITHOUT BEAMS:- 31 TONS, 10 CWT.
BODY :- STEEL.

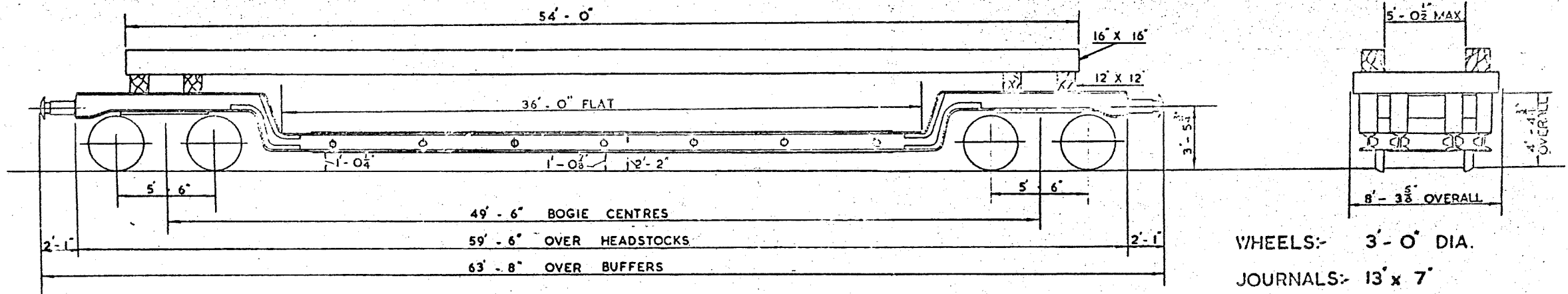
THERE ARE CROSS AND LONGITUDINAL BEAMS FOR THIS WAGON, AND WHEN REQUIRED THEY SHOULD BE REQUISITIONED ALONG WITH THE WAGON. A CENTRAL LOAD OF 25 TONS MAY BE CARRIED IF DISTRIBUTED OVER A LENGTH OF 12'-0"



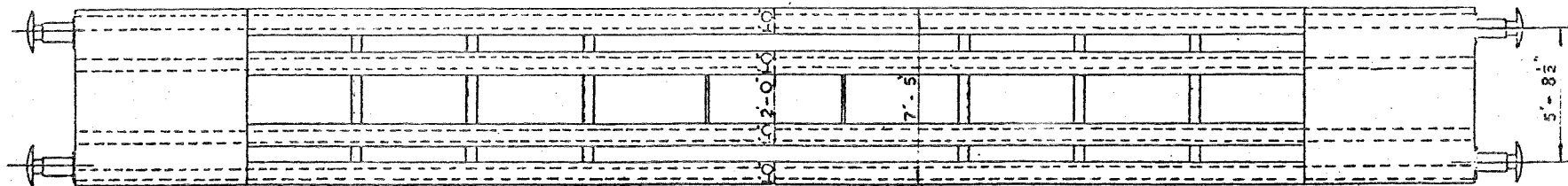
30 TON TROLLEY WAGON R.I.V.

523

LETTERED FLATROL EL.



- WHEELS:- 3'-0" DIA.
- JOURNALS:- 13' x 7'
- BUFFERS:- SELF CONTAINED
- BUFFER HEADS:- 1'-9" x 1'-4 1/4"
- COUPLINGS:- SCREW (U TYPE)



QTY.	LOT No.	VEH.No.	BUILT AT
1	2753	900602	LANCING

TEL. CODE:- FLATROL EL. TARE WITH BEAMS:- 41T. 16C. 3Q

BRAKE:- HAND SCREW TARE WITHOUT BEAMS:- 36T. 8C. 3Q.

MIN. CURVE:- 99 FT. WESTINGHOUSE THROUGH PIPE

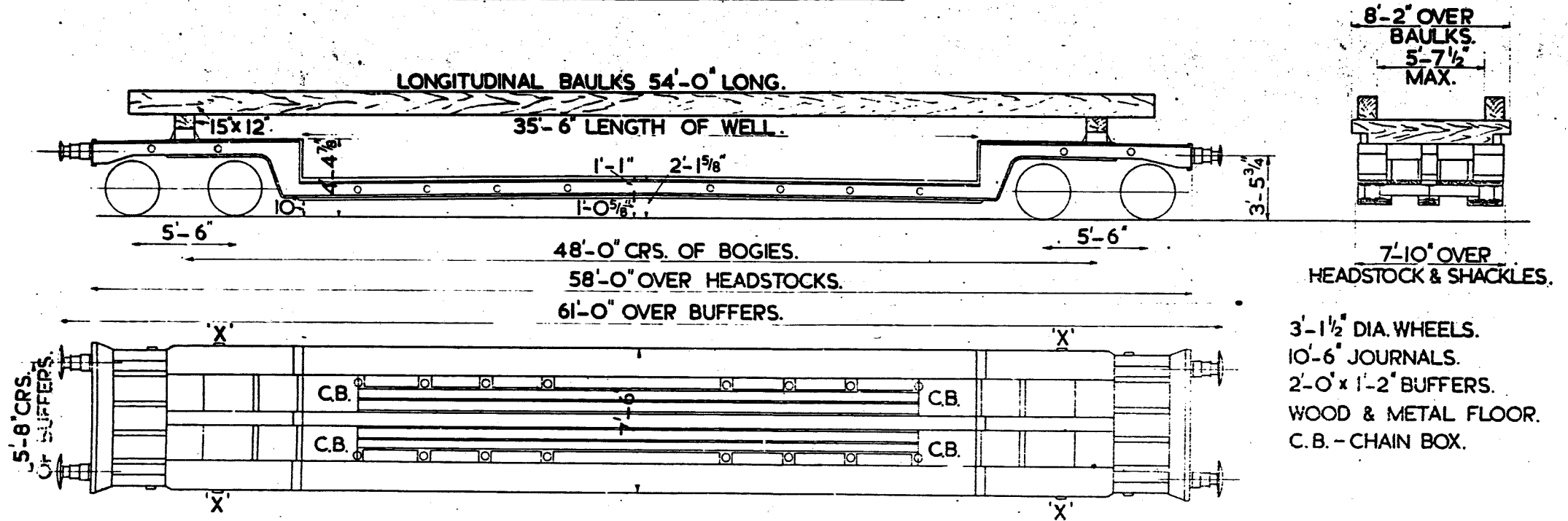
THERE ARE CROSS AND LONGITUDINAL BEAMS FOR THIS WAGON & WHEN REQUIRED SHOULD BE REQUISITIONED ALONG WITH THE WAGON.

A CENTRAL LOAD OF 15 TONS MAY BE CARRIED IF DISTRIBUTED OVER A LENGTH OF 16 FEET.



40 TON BOGIE TROLLEY.
LETTERED - FLATROL E.T. & M.H.H.

524



(M.H.H.) LOT. 2451. QTY. 5. B.900415 TO 900419 INCLUSIVE.
 (E.T.) LOT. 2948. QTY. 2. B.900423 & 900424.

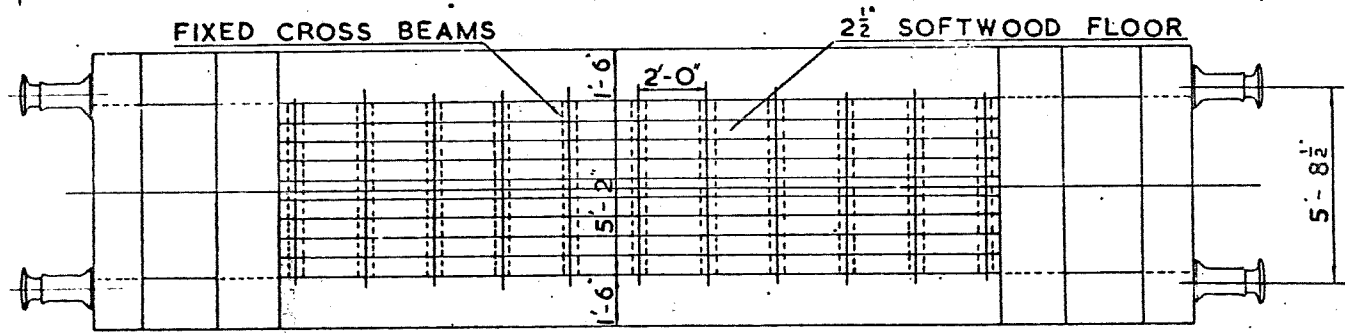
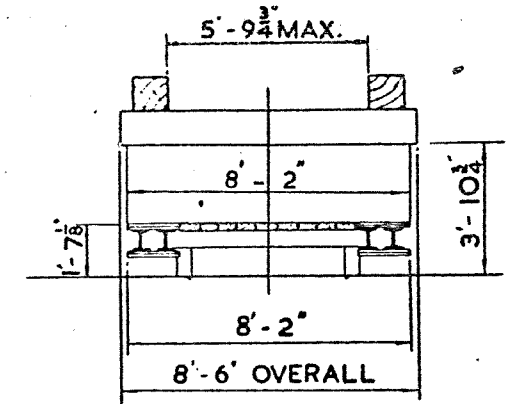
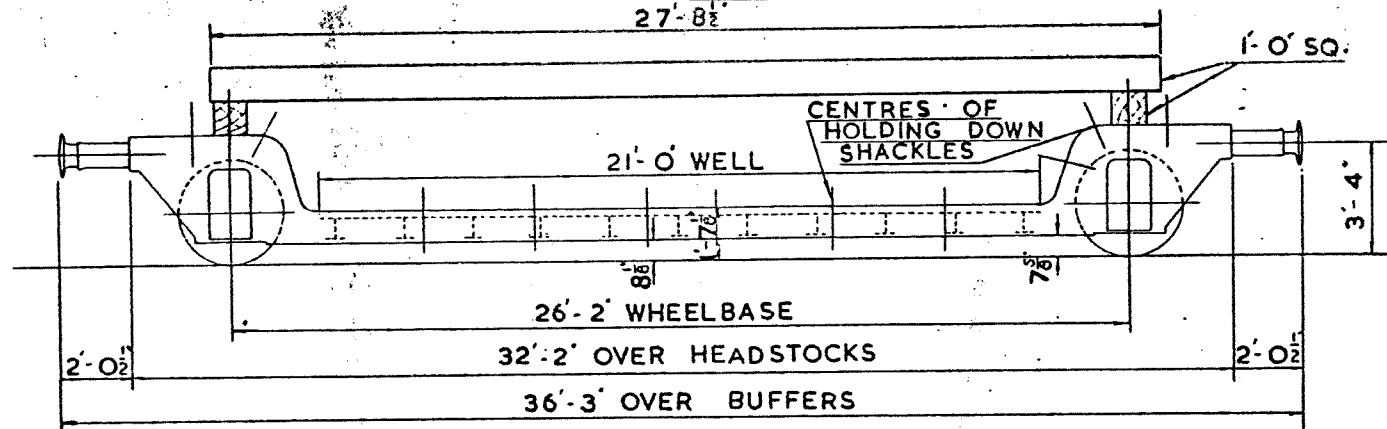
TEL. CODE - FLATROL E.T. & M.H.H.
 7'-11" OVER SHACKLES MARKED 'X'
 MINIMUM CURVE TROLLEY WILL NEGOTIATE IS 1 CHAIN.
 TARE. 38 TONS. 0 CWTS. WITH BAULK.
 35 TONS. 10 CWTS. WITHOUT BAULK.
 WHEEL BRAKE.

SCALE 0 2 4 6 8 10 FEET.

20 TON FOUR WHEELED TROLLEY

LETTERED - FLATROL S.B.

525



WHEELS:- 3'-1 1/2" DIA.
 JOURNALS:- 10 x 5" 6'-6" CENTRES
 BUFFERS:- 1'-3 1/4" DIA. (400 MM)
 SELF-CONTAINED
 COUPLINGS:- SCREW (U TYPE)

LOT	QTY.	NOS.
PART 2927	8	B 900027 B 900029 B 900030 B 900032 TO B 900036

TEL. CODE:- FLATROL S.B.
 TARE:- WITH BAULKS 16 T. 12 C.
 WITHOUT BAULKS 15 T. 0 C.
 MINIMUM CURVE:- 3 CHAINS
 GROSS LOAD NOT TO EXCEED 35 T.

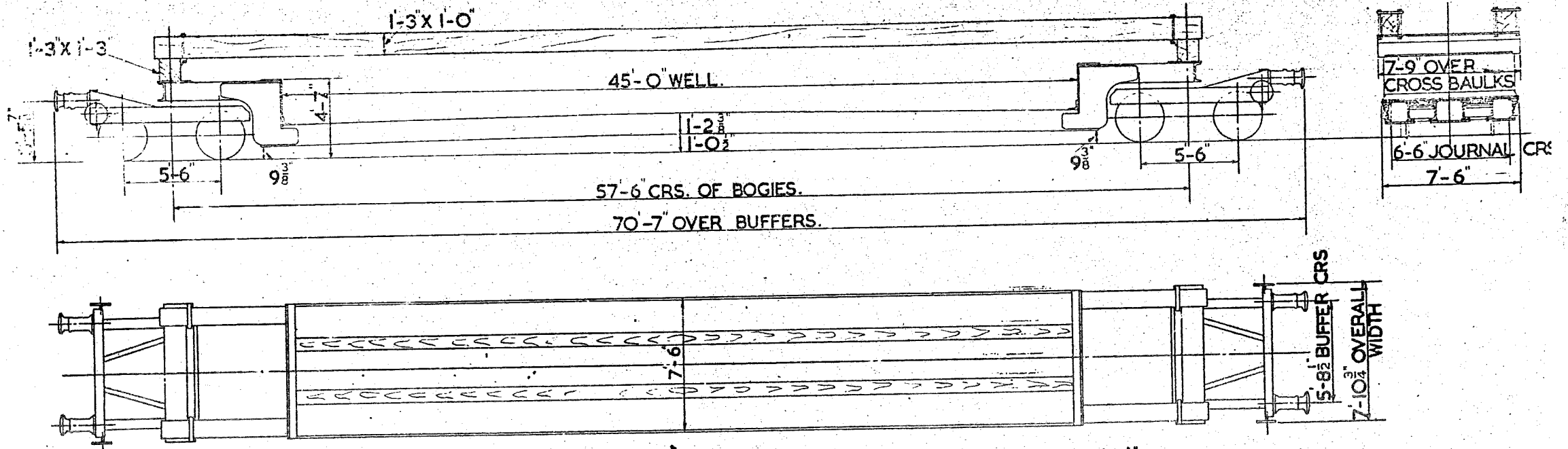
MAXIMUM LOAD:- 20 T. DISTRIBUTED IN WELL
 15 T. DISTRIBUTED OVER 10 FT.
 AT CENTRE OF WELL

BRAKE:- HAND LEVER
 WESTINGHOUSE THRO' PIPE



25 TON BOGIE TROLLEY LETTERED FLATROL EV


526



TEL. CODE - FLATROL EV
 BRAKE - SCREW HAND, A.V.P. & WESTINGHOUSE PIPE
 TARE - 31 TON 19 CWT. WITH BAULKES
 29 TON 10 CWT WITHOUT BAULKES
 MINIMUM CURVE - 1/2 CHAINS
 LOT NUMBER - 2953 QTY 1
 VEHICLE NUMBER B900355

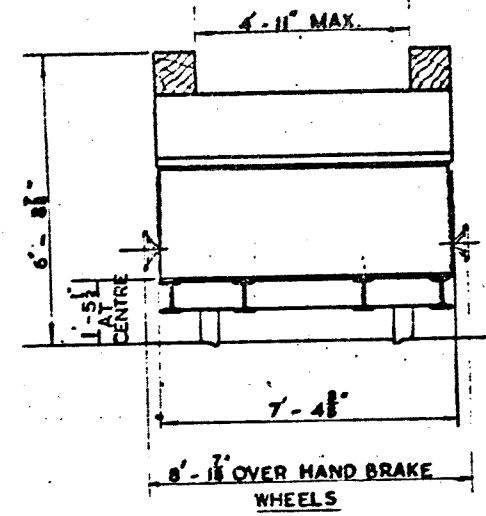
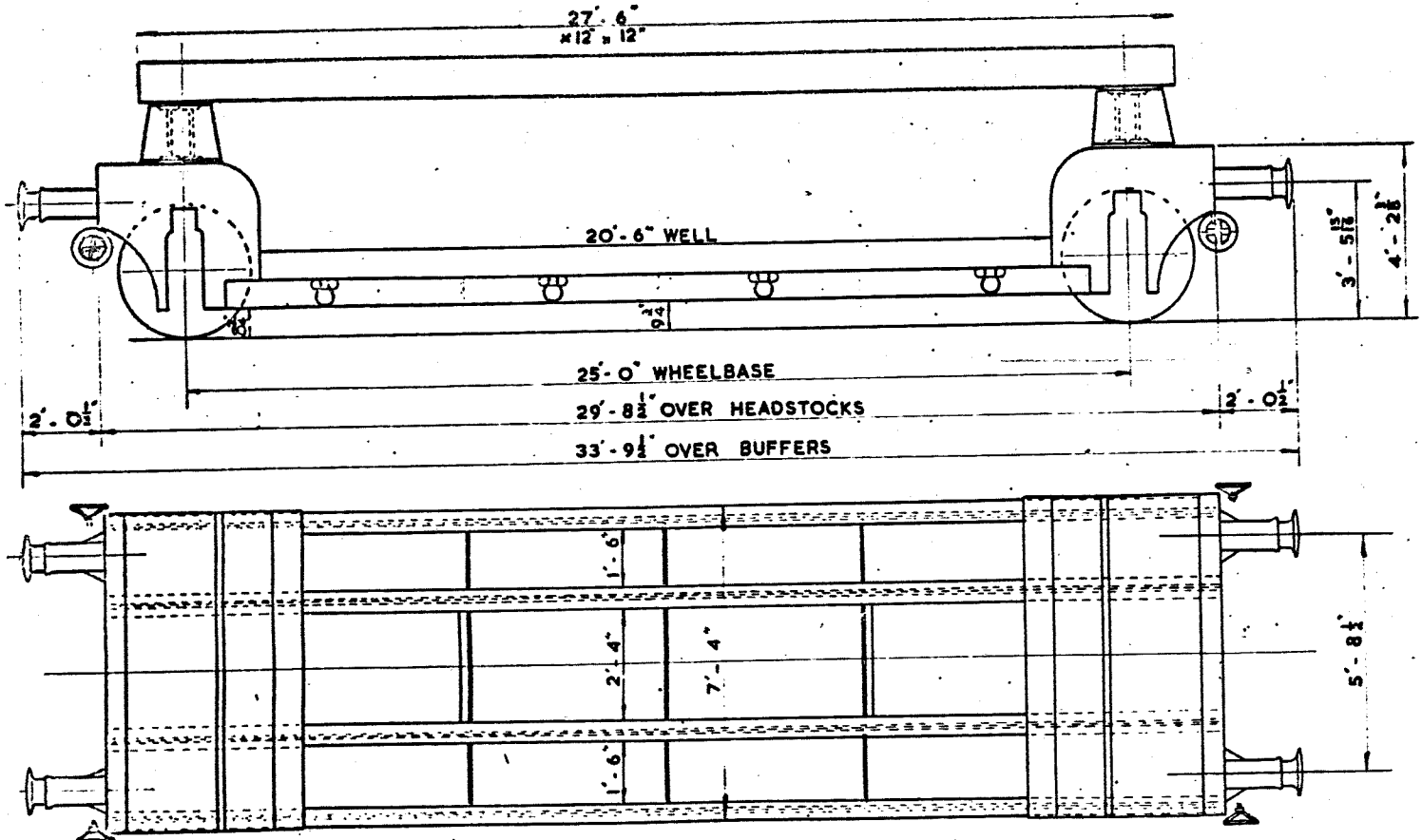
WOOD & METAL FLOOR

WHEELS - 2'-10 1/2" DIA.
 JOURNALS - 4 7/8" DIA.
 BUFFERS - SELF CONTAINED.
 BUFFER HEAD - 400 M.M.
 COUPLINGS - SCREW U TYPE.



20 TON FOUR WHEELED TROLLEY (R.I.V)

LETTERED - FLATROL E.G.



- WHEELS - 3'-6" DIA.
- JOURNALS- 10" x 5" 6'-6" CENTRES
- BUFFERS- 1'-3 3/4" DIA. (40MM)
- SELF-CONTAINED
- COUPLINGS- SCREW (U TYPE)

LOT	QTY.	NO.
2949	1	B.900043

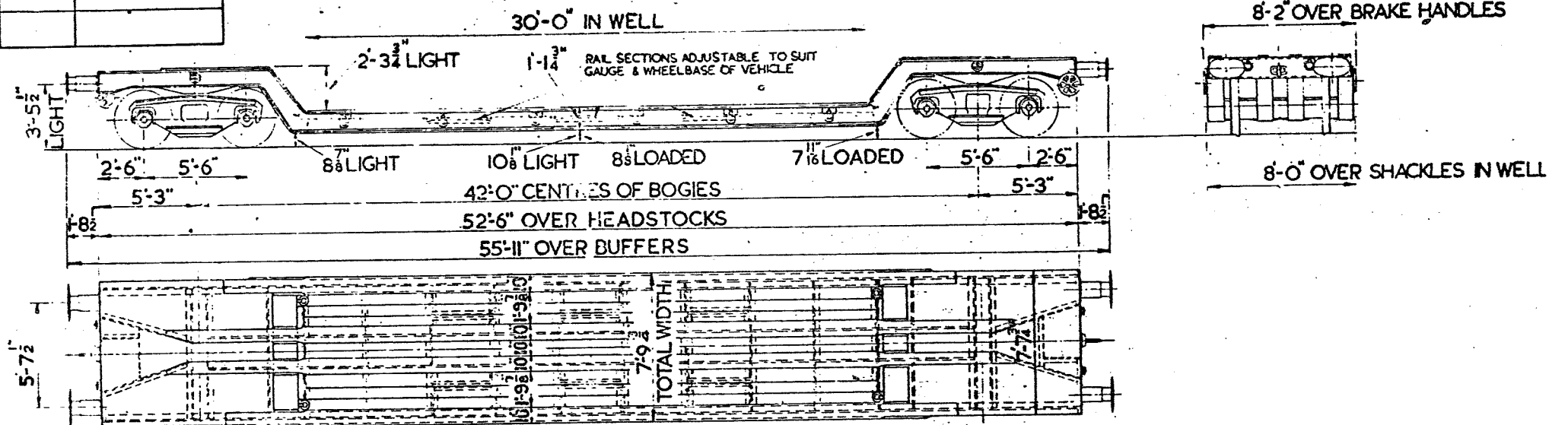
TEL. CODE-FLATROL E.G. MAXIMUM LOAD-20 TON.
 TARE - WITH BAULKS-13T. 7C. SCREW HAND BRAKE.
 WITHOUT BAULKS-12T. 9C. WESTINGHOUSE THRO' PIPE.
 MINIMUM CURVE - 2 CHAINS.



LETTERED	LOT No.	QTY.	VEH.No.
FLATROL MDD	3266	2	B.900429 - B.900430

40 TON BOGIE WELL WAGON

529

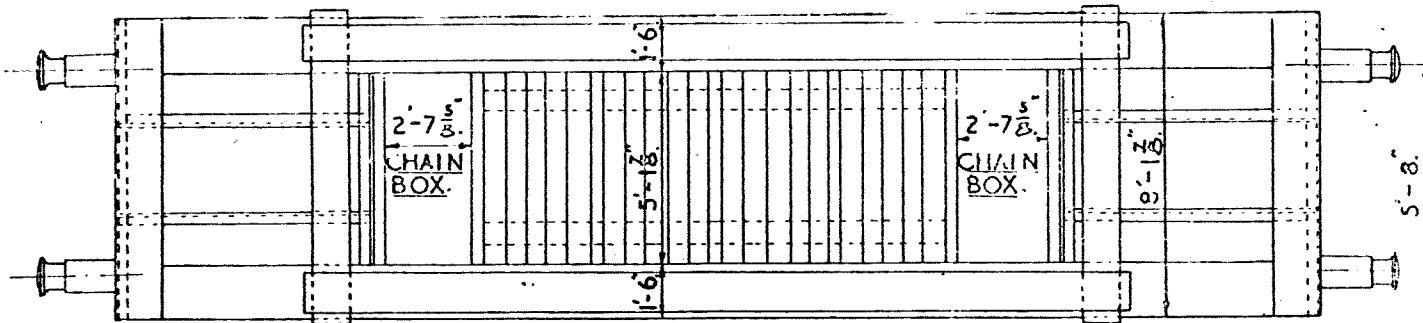
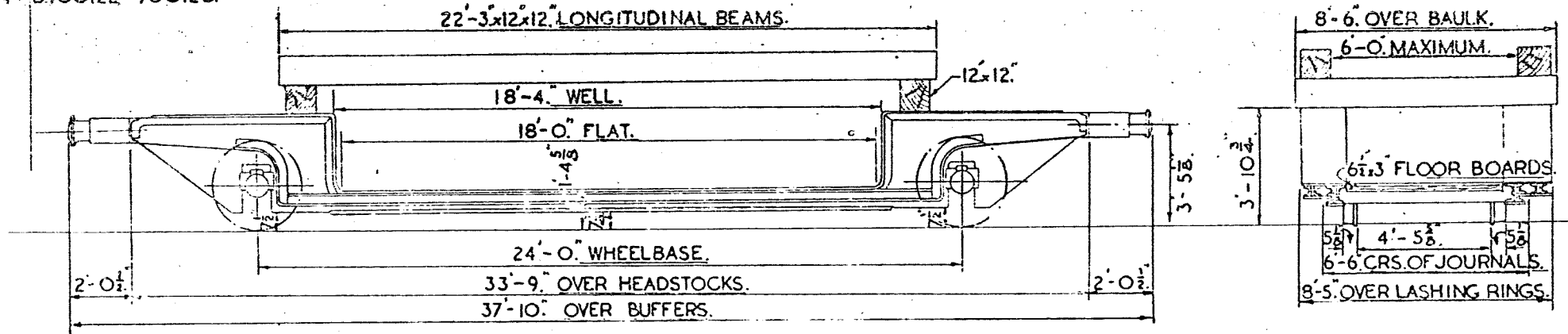


TEL. CODE:- FLATROL MDD
 TARE:-
 MIN. CURVE:- 1 1/2 CHAINS
 BRAKE:- HAND SCREW
 (VAC. PIPED)

WHEELS:- 3'-1 1/2" DIA.
 JOURNALS:- 4 1/8" DIA.
 BUFFERS:-
 BUFFER HEADS:- 2'-0" X 1'-2"
 COUPLINGS - INSTANTER

21 TON FLATROL WAGON.
LETTERED. FLATROL E.A.C.

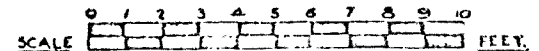
	LOT NO.	DRG. NO.	NOS.
13. VEHICLES	3252	21949	B.900109.-900121.
7. VEHICLES	3253	21949	B.900122.-900128.



WHEELS.- 3'-1 1/2" DIA.
JOURNALS.- 5 1/2" DIA. (ROLLER BEARING)
BUFFERS.- SELF CONTAINED.
BUFFER HEADS.- 400MM. DIA.
COUPLINGS.- SCREW (U-TYPE).

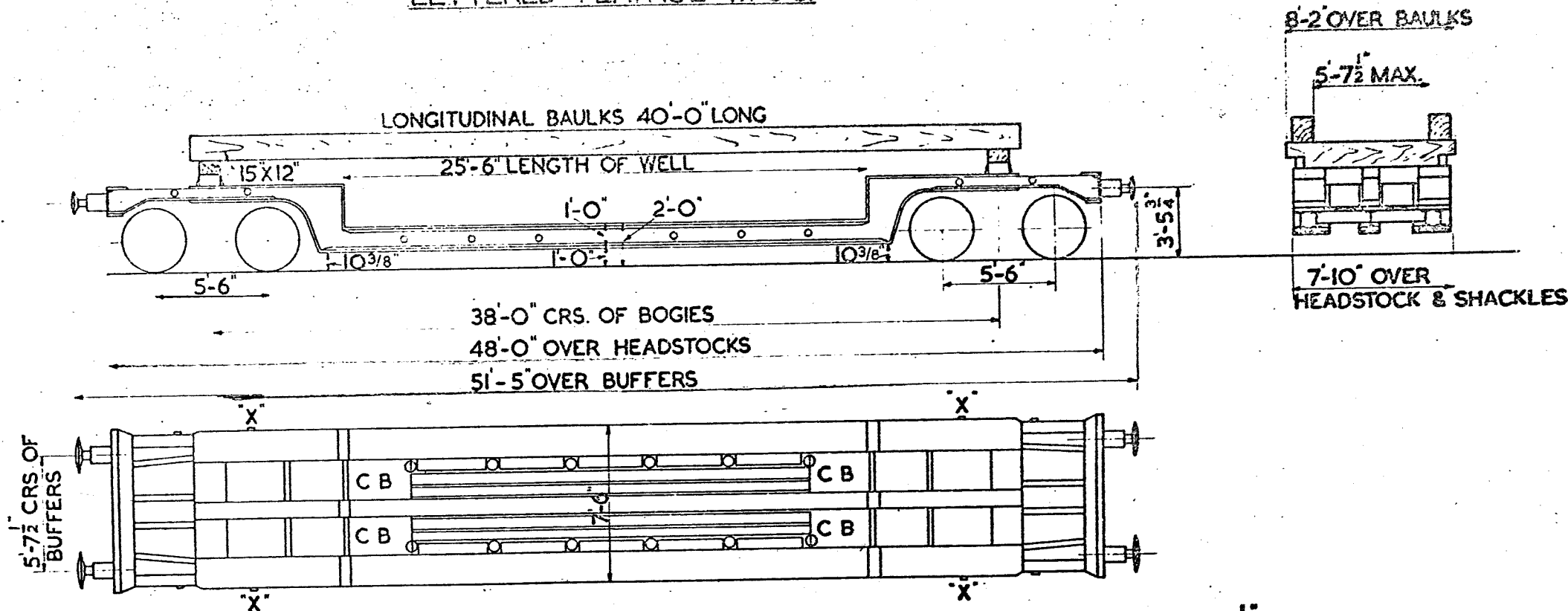
TELE. CODE.- FLATROL E.A.C.
CARRYING CAPACITY.- 21 TONS.
BRAKE.- HAND LEVER.- A.V.B.
THROUGH WESTINGHOUSE PIPE.
MINIMUM CURVE.- 72 FT.

TARE.- WITH BEAMS. 16T.-16C.
- WITHOUT BEAMS. 14T.-17C.
FLOOR.- WOOD & STEEL.
R.I.V.



40 TON BOGIE TROLLEY

LETTERED FLATROL M.C.C.



TEL CODE-FLATROL M.C.C.
 CARR. CAP.- 40 TONS OVER NOT LESS THAN
 14 FT IN CENTRE OF WELL.
 SCREW HAND BRAKE AND A.V. PIPE.
 TARE TONS CWT WITH BAULKs.
 TONS CWT WITHOUT BAULKs.
 MINIMUM CURVE 1 CHAIN.

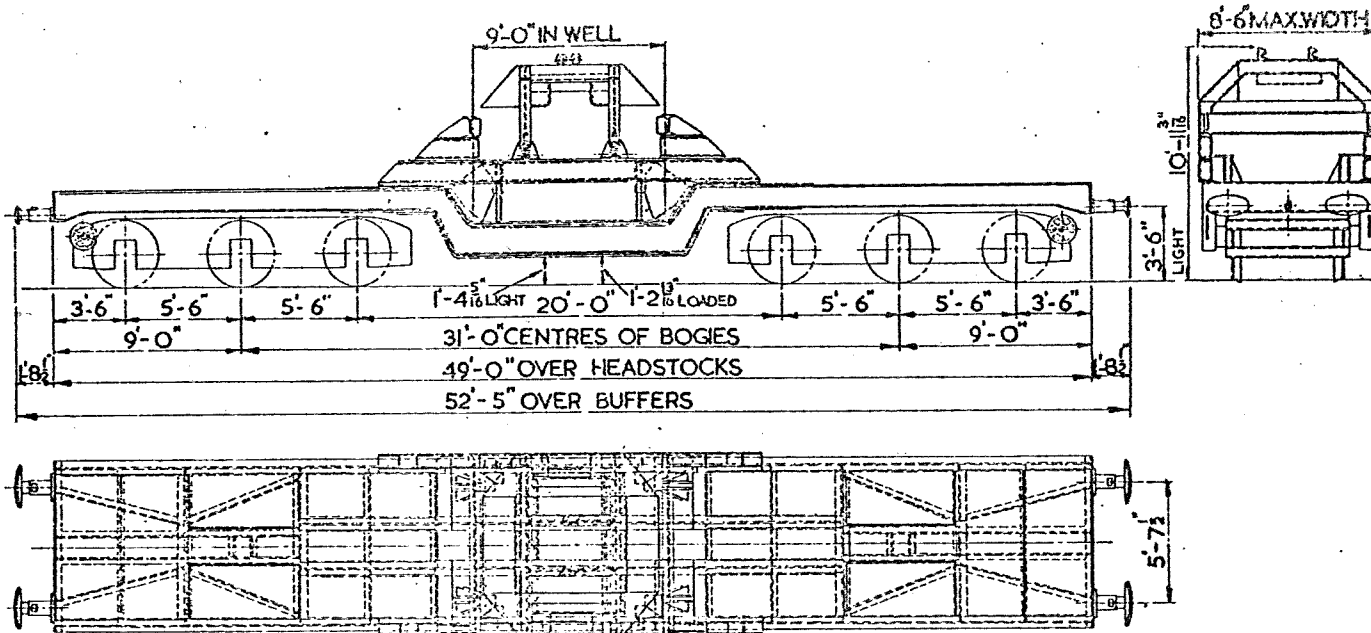
WOOD & METAL FLOOR.
 C B - CHAIN BOX.
 7'-11" OVER SHACKLES
 MARKED THUS 'X'.

3'-1^{1/2}" DIA. WHEELS.
 5^{1/2}" DIA. ROLLER BEARINGS.
 INSTANTER COUPLINGS.
 2'-0" X 1'-2" BUFFER HEADS.
 DOWTY HYDRAULIC BUFFERS.

LETTERED	LOT NO.	QTY.	VEH. NO.
FLATROL-MJ	3300	24	900509 TO 900532 INCL

50 TON FLATROL

532

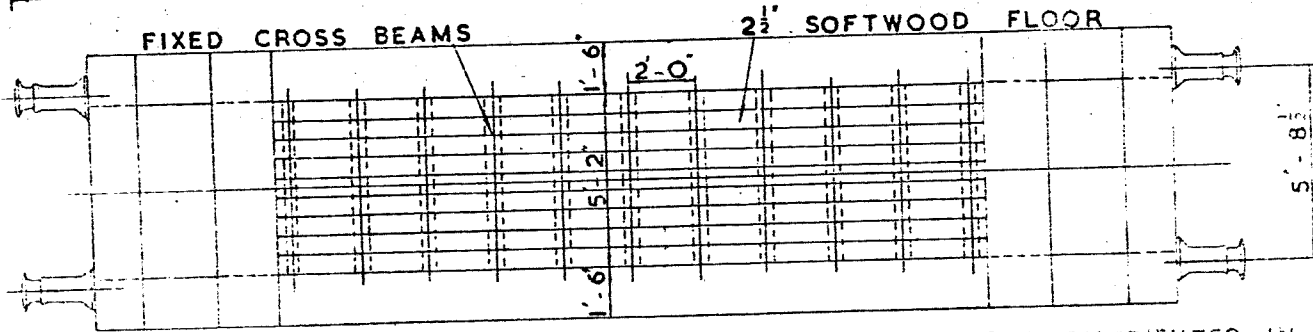
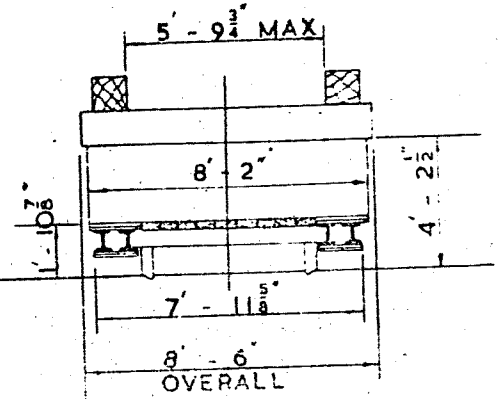
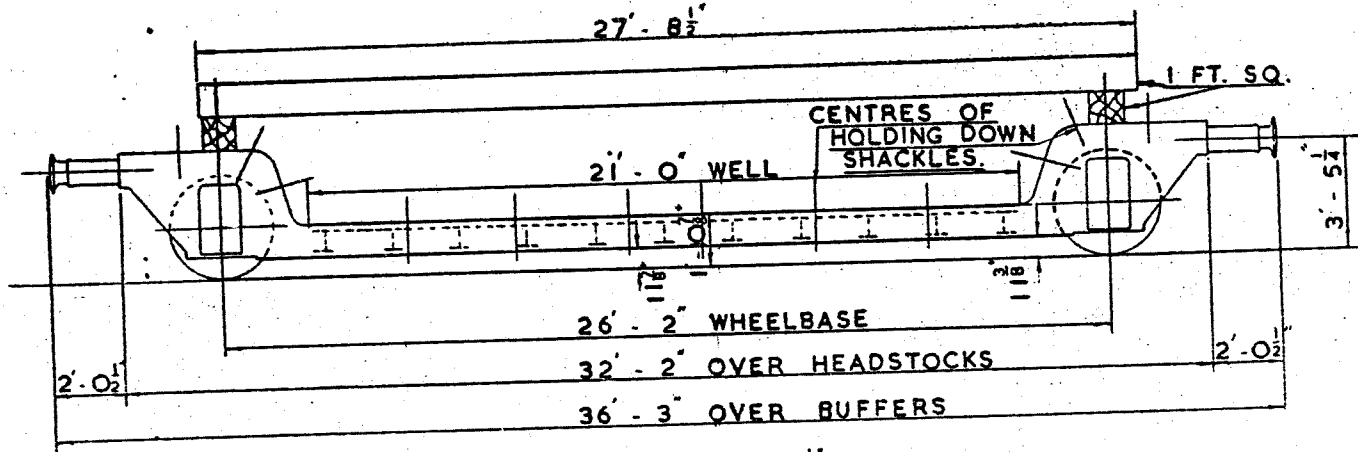


TEL CODE :- FLATROL MJ.
TARE :- 38 TONS - 18 CWTs
MIN. CURVE :- 1/2 CHAINS
BRAKE :- HANDWHEEL & A.V.B.

WHEELS :- 3'-1 1/2" DIA.
JOURNALS :- 4 1/8" DIA.
BUFFERS :- SELF CONTAINED
HYDRAULIC
BUFFER HEAD :- 24" x 14" OVAL
COUPLINGS :- INSTANTER

20 TON FOUR WHEELED TROLLEY

LETTERED FLATROL S.B.C.



- WHEELS: 3'-12" DIA.
- COUPLINGS: SCREW U TYPE
- JOURNALS: 10 X 5 6-6 CENTRES
- BUFFERS: 1-3 1/2" DIA. 400MM.


SELF-CONTAINED

LOT No.	QTY	VEHICLE	NO.
PART 2927	2	GB 900028 & GB.900031	

TEL CODE: FLATROL S.B.C.
 TARE: WITH BAULKS 16T. 12C.
 WITHOUT BAULKS 15T. 0C.
 MINIMUM CURVE: 3 CHAINS
 GROSS LOAD NOT TO EXCEED 35 T.

MAXIMUM LOAD: 20T. DISTRIBUTED IN WELL
 15T. DISTRIBUTED OVER 10 FT.
 AT CENTRE OF WELL

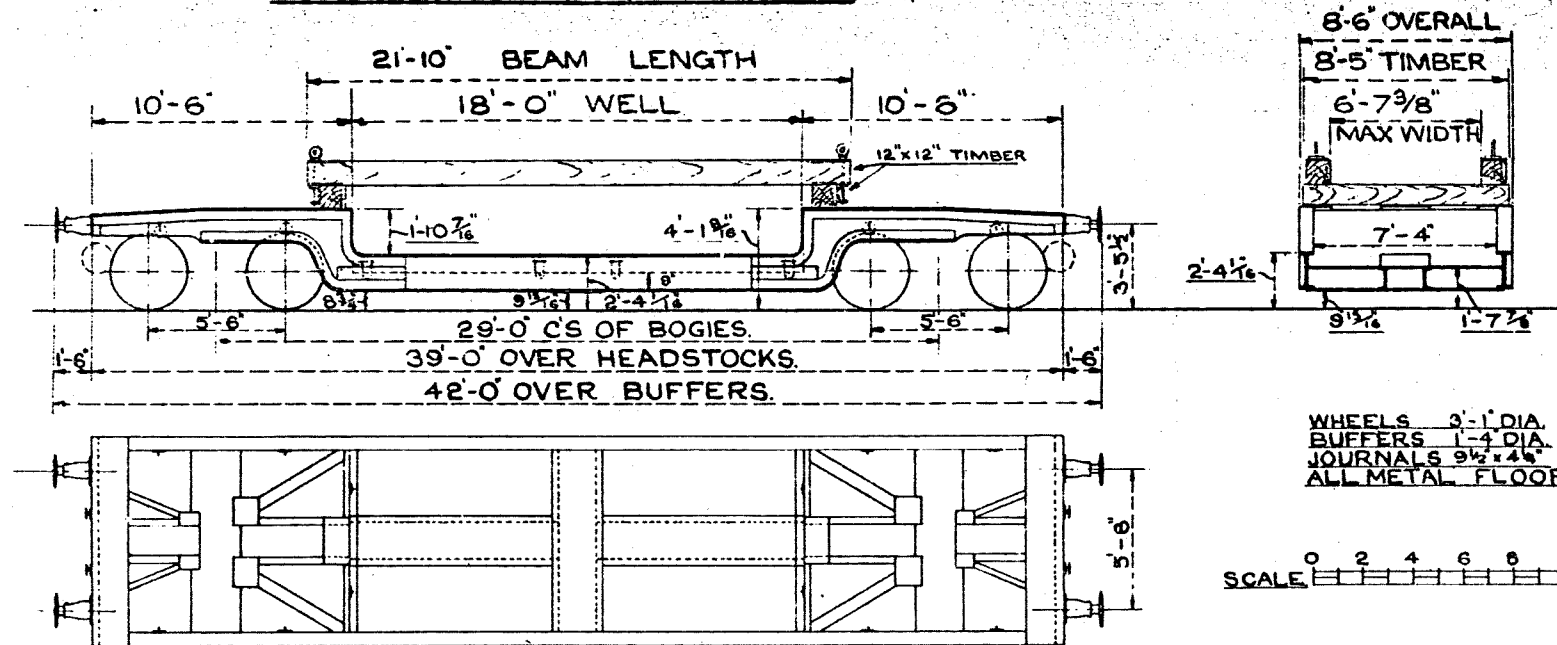
BRAKE: HAND LEVER
 WESTINGHOUSE THROUGH PIPE



20 TON PROPELLOR TROLLEY.

660.

LETTERED PROTROL E.D.

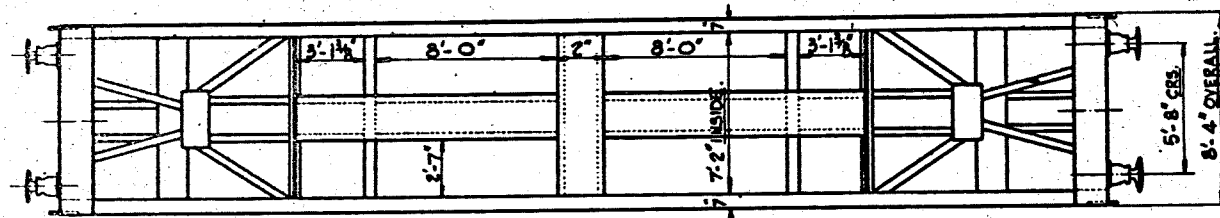
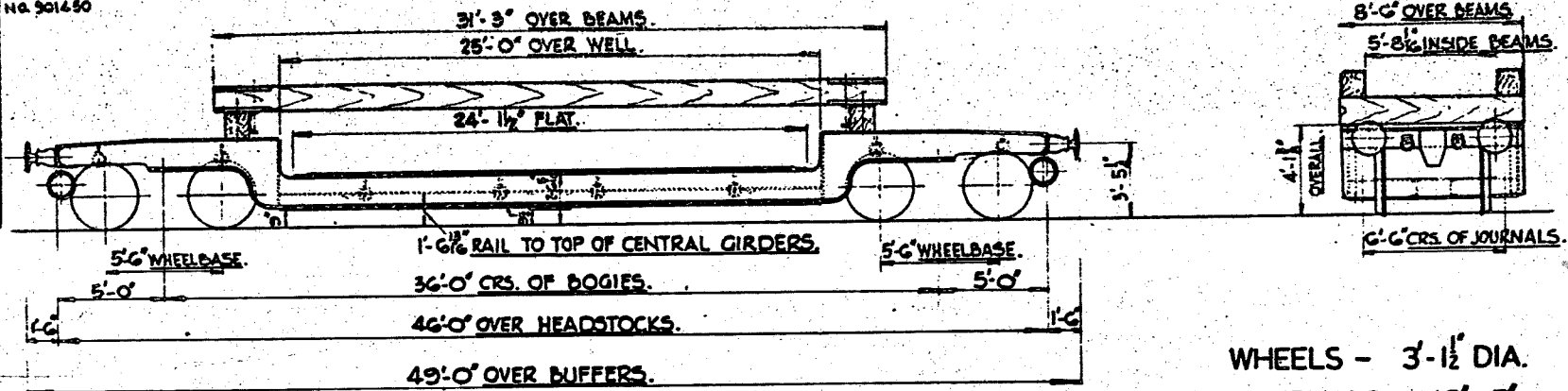


TEL. CODE:- PROTROL E.D.
 TARE. 18 TONS 18 CWTS.
 MIN. CURVE 1 CHAIN.
 WHEEL BRAKE.

QTY. 3.
 LOT. 2177.
 Nos B901400 TO B901402

**40 TON TROLLEY WAGON,
LETTERED PROTROL 'E.G'**

VEHICLE NO.	UJT NO.	DRG. NO.	NO.
2574	5018	20164	NO. 901452
	2574	20164	NO. 901450

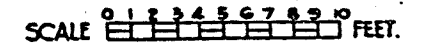


- WHEELS - 3'-1 1/2" DIA.
- JOURNALS - 10' x 5'
- BUFFERS - SELF CONTAINED.
- BUFFER HEADS - 1'-6" DIA.
- COUPLINGS - 3 LINK.

THERE ARE CROSS AND LONGITUDINAL BEAMS FOR EACH OF THESE WAGONS, AND WHEN REQUIRED, THEY SHOULD BE REQUISITIONED ALONG WITH THE WAGON. THE WELL PLATES MUST NOT BE LOADED BEYOND 1/2 CENTS PER SQ. FT. THE TRANSVERSE CENTRAL GIRDERS WILL CARRY A DISTRIBUTED LOAD OF 25 TONS, OR A CONCENTRATED LOAD OF 15 TONS. THE LONGITUDINAL CENTRAL GIRDERS WILL SUPPORT 1 1/4 TONS PER FOOT RUN.

TEL. CODE - PROTROL 'E.G'
BRAKE - HAND (SCREW)
MINIMUM CURVE - 70 FT.

TARE - WITH BEAMS 24 TONS. 4 CWT. 3 Q.
TARE - WITHOUT BEAMS 22 TONS. 2 CWT.
FLOOR - STEEL.
BODY - STEEL.

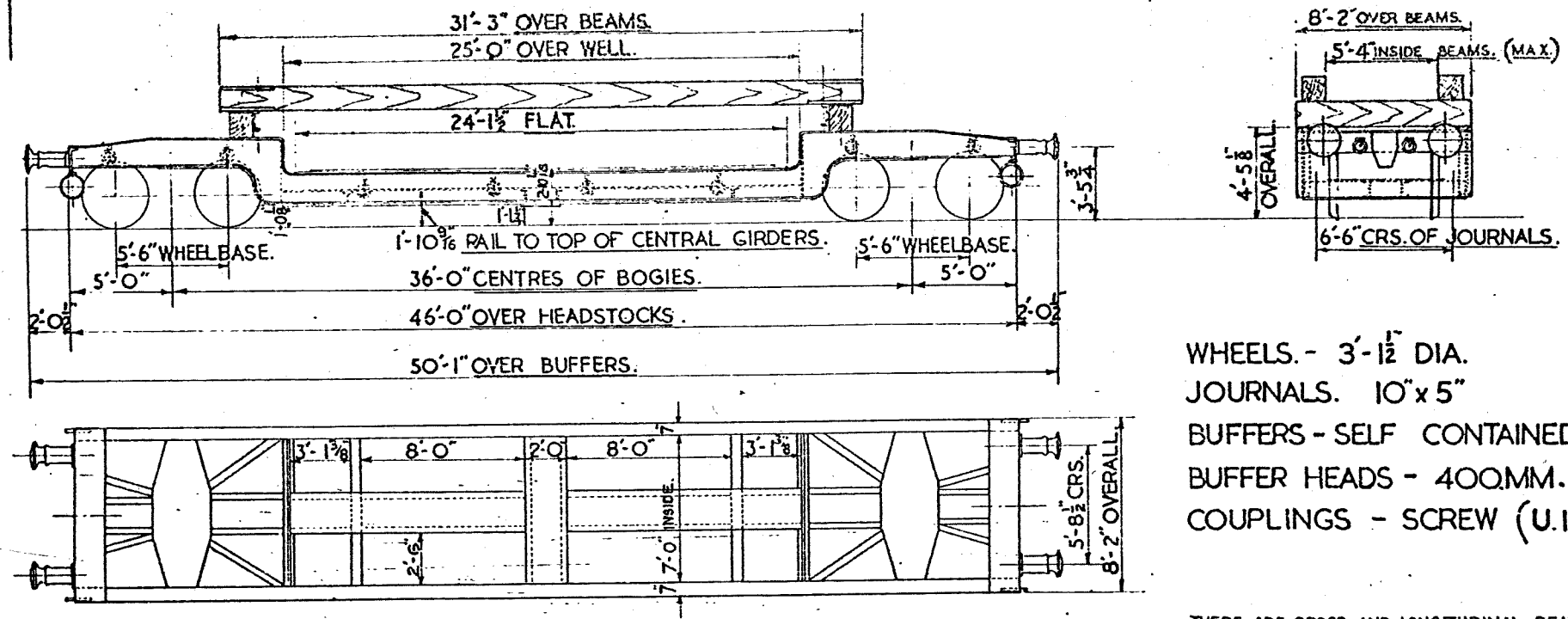


VEHICLE	LOT NO	DRG. NO
	2950	DN 21025

NO. 901451.

40 TON TROLLEY WAGON

LETTERED PROTROL 'E.G.

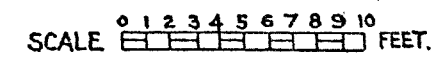


WHEELS. - 3'-1 1/2" DIA.
 JOURNALS. 10" x 5"
 BUFFERS - SELF CONTAINED. U.I.C.
 BUFFER HEADS - 400MM. DIA.
 COUPLINGS - SCREW (U.I.C.)

THERE ARE CROSS AND LONGITUDINAL BEAMS FOR EACH OF THESE WAGONS, AND WHEN REQUIRED THEY SHOULD BE REQUISITIONED ALONG WITH THE WAGON. THE WELL PLATES MUST NOT BE LOADED BEYOND 1 1/2 CWT'S PER SQ. FT. THE TRANSVERSE CENTRAL GIRDERS WILL CARRY A DISTRIBUTED LOAD OF 25 TONS OR A CONCENTRATED LOAD OF 15 TONS. THE LONGITUDINAL CENTRAL GIRDERS WILL SUPPORT 1 1/4 TONS PER FOOT RUN.

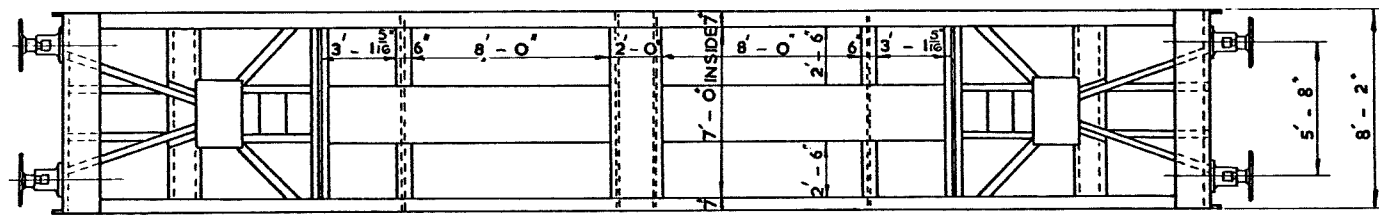
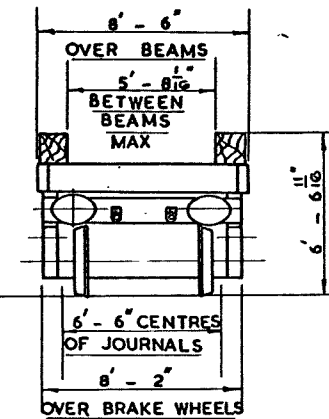
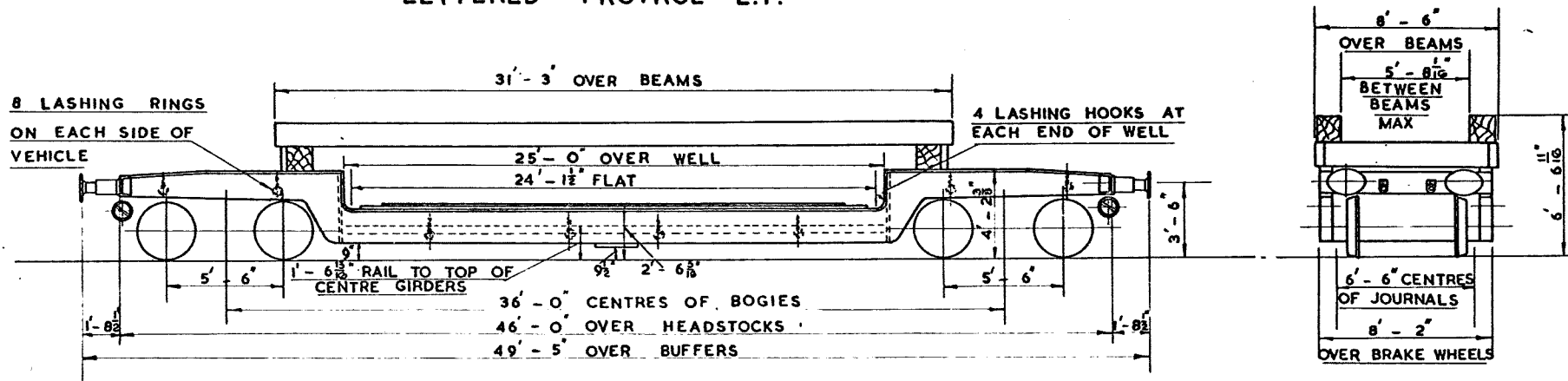
TEL. CODE PROTROL 'E.G.
 BRAKE - HAND (SCREW)
 THROUGH WESTINGHOUSE PIPE.
 MINIMUM CURVE - 70 FT.

TARE - WITH BEAMS. 25 TONS. 6 CWT. 0 Q
 TARE - WITHOUT BEAMS. 23 TONS. 2 CWT.
 FLOOR - STEEL.
 BODY - STEEL.



40 TON WELL TROLLEY WAGON

LETTERED PROTROL E.F.



- WHEELS:- 2' - 8" DIA.
- JOURNALS:- 4 7/8" DIA.
- BUFFERS:- HYDRAULIC TYPE
- BUFFER HEADS:- 24' X 14" OVAL
- COUPLINGS:- INSTANTER

TEL CODE:- PROTROL E.F. TARE WITH BEAMS:- 25 TONS
 BRAKE:- HAND SCREW TARE WITHOUT BEAMS:- 22 TONS. 8 CWT. 1 QT.
 VACUUM THROUGH PIPE
 MINIMUM CURVE:- 70 FEET

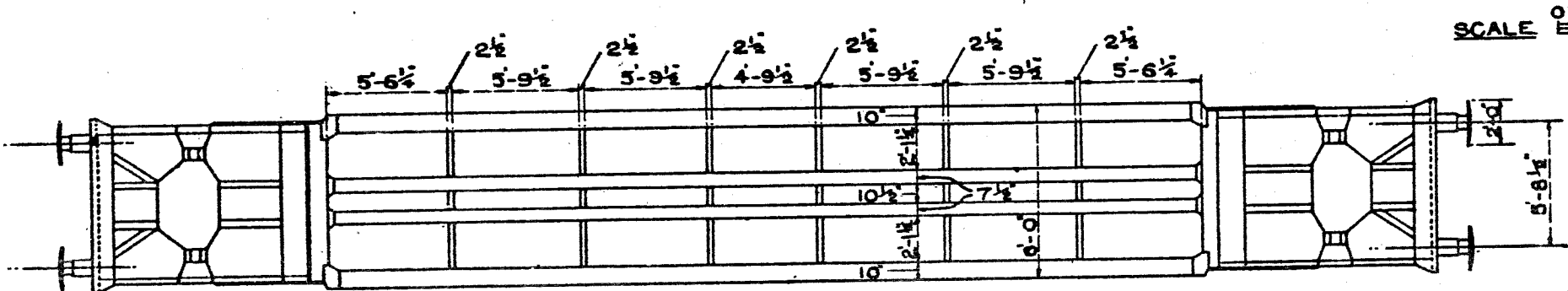
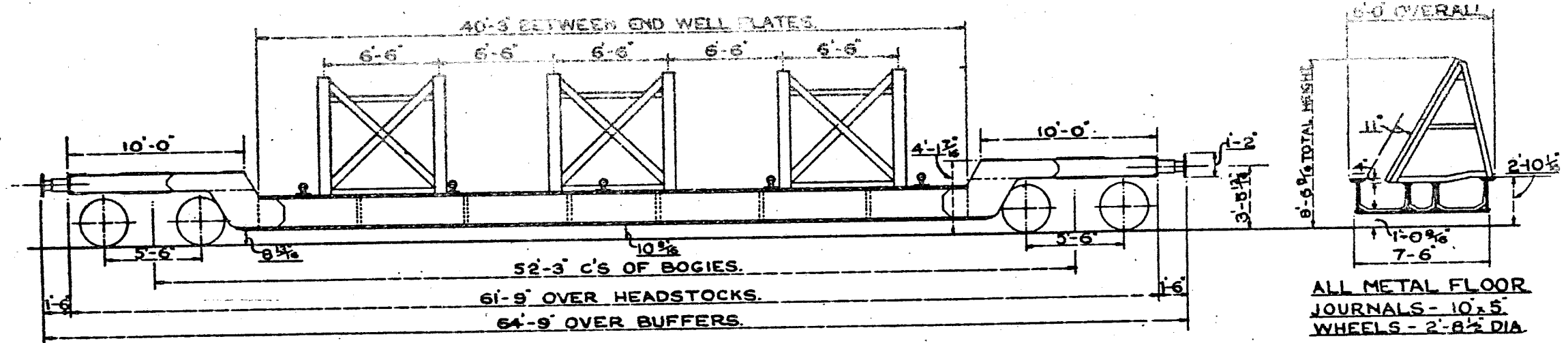


THERE ARE CROSS & LONGITUDINAL BEAMS FOR EACH OF THESE WAGONS, & WHEN REQUIRED THEY SHOULD BE REQUISITIONED ALONG WITH THE WAGON. THE WELL PLATES MUST NOT BE LOADED BEYOND 1 1/2 CWTs. PER SQ FOOT. THE TRANSVERSE CENTRAL GIRDERS WILL CARRY A DISTRIBUTED LOAD OF 25 TONS. OR A CONCENTRATED LOAD OF 15 TONS. THE LONGITUDINAL CENTRAL GIRDERS WILL SUPPORT 1 1/2 TONS PER FOOT RUN.

40 TON BOGIE TROLLEY

LETTERED TRESTOL MO.

380

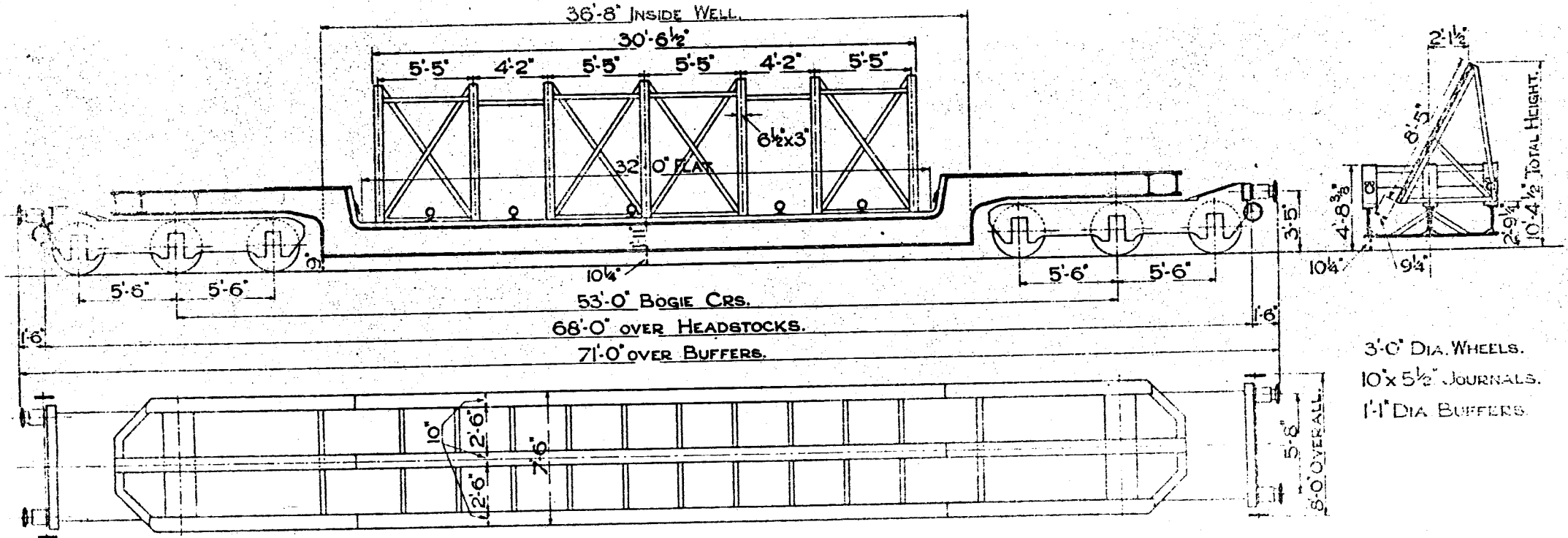


SCALE 0 2 4 6 8 10 FEET.

TEL CODE:- TRESTOL MO. MIN CURVE $1\frac{1}{2}$ CHAIN UNCOUPLED.
 TARE:- WITH TRESTLES 27 TONS 1 CWT
 WITHOUT TRESTLES 25 TONS 2 CWT.
 CARRYING CAPACITY 40 TONS OVER WHOLE WELL
 30 TONS OVER 10 FEET.
 HAND LEVER BRAKE.

QUANTITY 10.
 LOT 2205.
 Nos. B901500 TO B901509.

55 TON TRESTLE TROLLEY.
 LETTERED- TRESTROL EC.



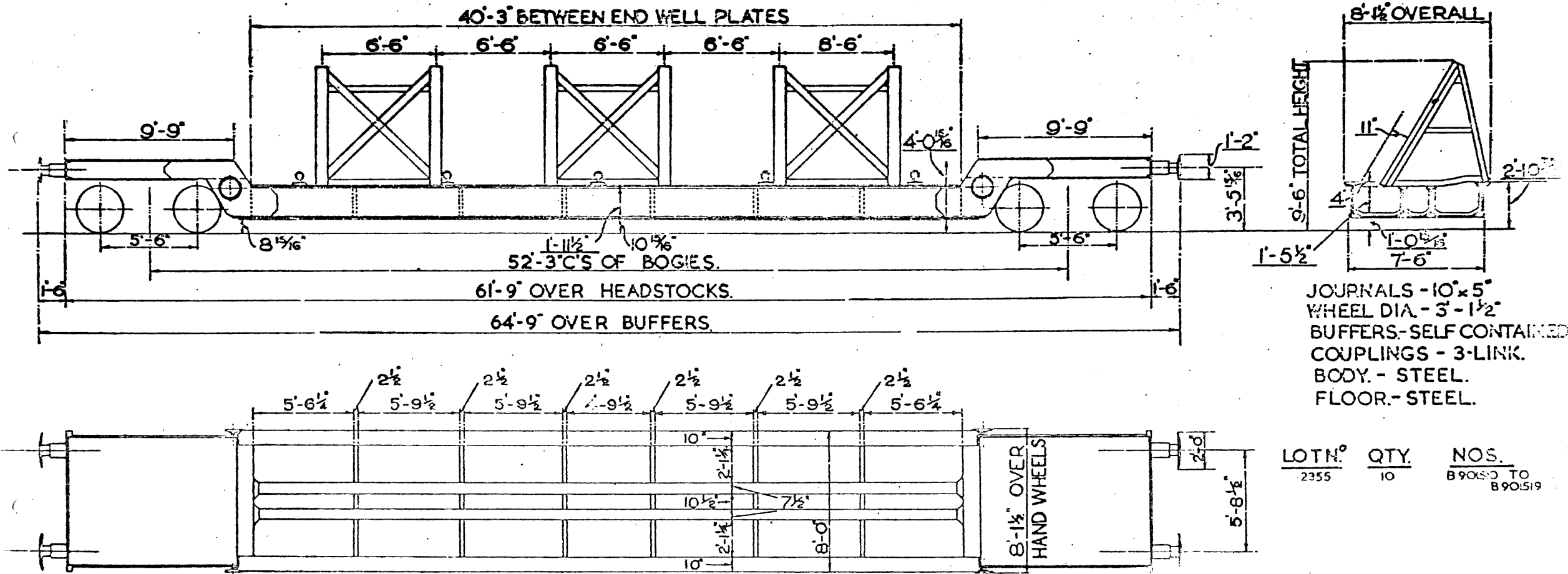
TEL.CODE - TRESTROL EC. TARE 38 TONS 0 CWTS. WITH TRESTLES.
 35 TONS 8 CWTS. WITHOUT TRESTLES.
 CARRYING CAPACITY 55 TONS OVER WHOLE WELL.
 45 TONS OVER 16 FEET AT CENTRE.
 MINIMUM CURVE 70 FEET. SCREW HAND BRAKE.

QTY. 4
 LOT 2175
 No.B901600 TO B901603.

SCALE 0 2 4 6 8 10 FEET.

40 TON BOGIE TROLLEY. LETTERED-TRESTOL.M.O.

682



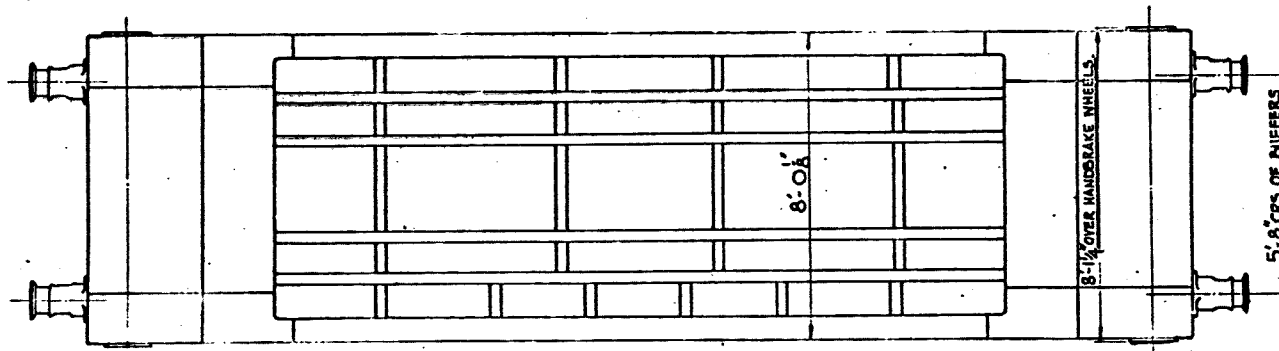
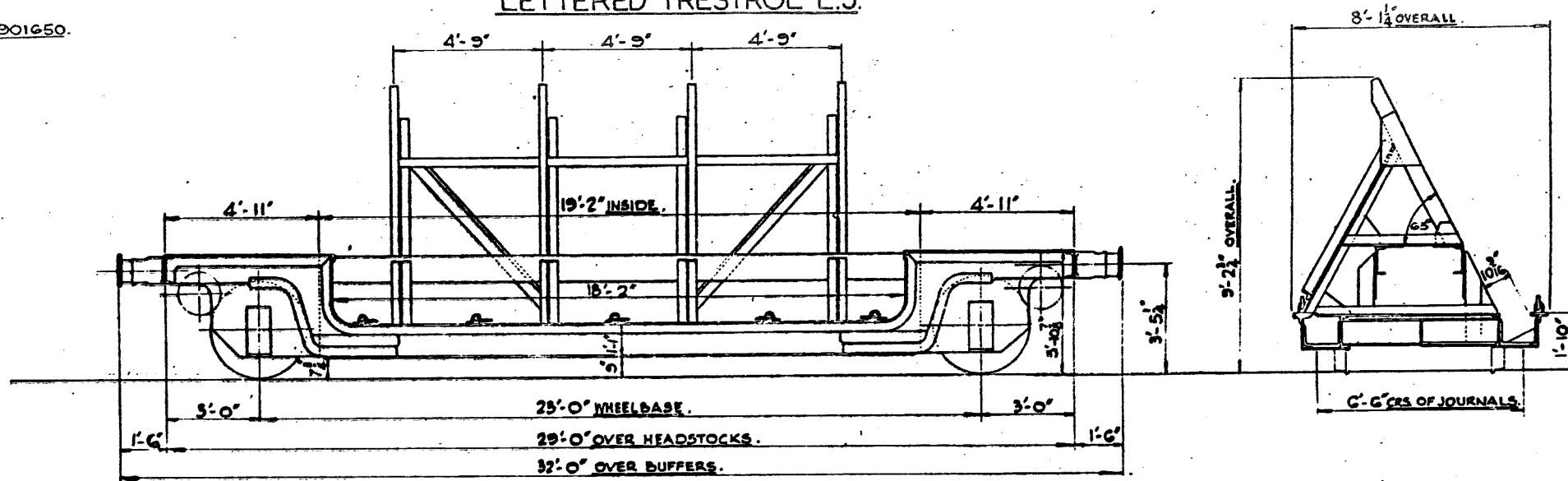
TEL. CODE-TRESTOL.M.O.
TARE. WITH TRESTLES-28 TONS. 11 CWTS.
WITHOUT -26 TONS 12 CWTS
MIN CURVE: 1 1/2 CHAINS UNCOUPLED
HAND-WHEEL BRAKE

LOT N ^o	QTY.	NOS.
2355	10	B9050 TO B90519

20TON FOUR WHEELED TRESTLE TROLLEY. LETTERED TRESTROL E.J.

683

	LOT No	DRG. No	
VEHICLE	2575	20285	No B.901650.




- WHEELS:- 3'-1 1/2" DIA.
- JOURNALS:- 11' x 5'
- BUFFERS:- SELF CONTAINED.
- BUFFER HEADS:- 1'-1" DIA.
- COUPLINGS:- 3 LINK.

SPECIAL CHOCKS ARE PROVIDED FOR CONVEYING CIRCULAR PLATES.

TEL. CODE:- TRESTROL E.J.
BRAKE:- HAND (SCREW)
MINIMUM CURVE:- 80FT.

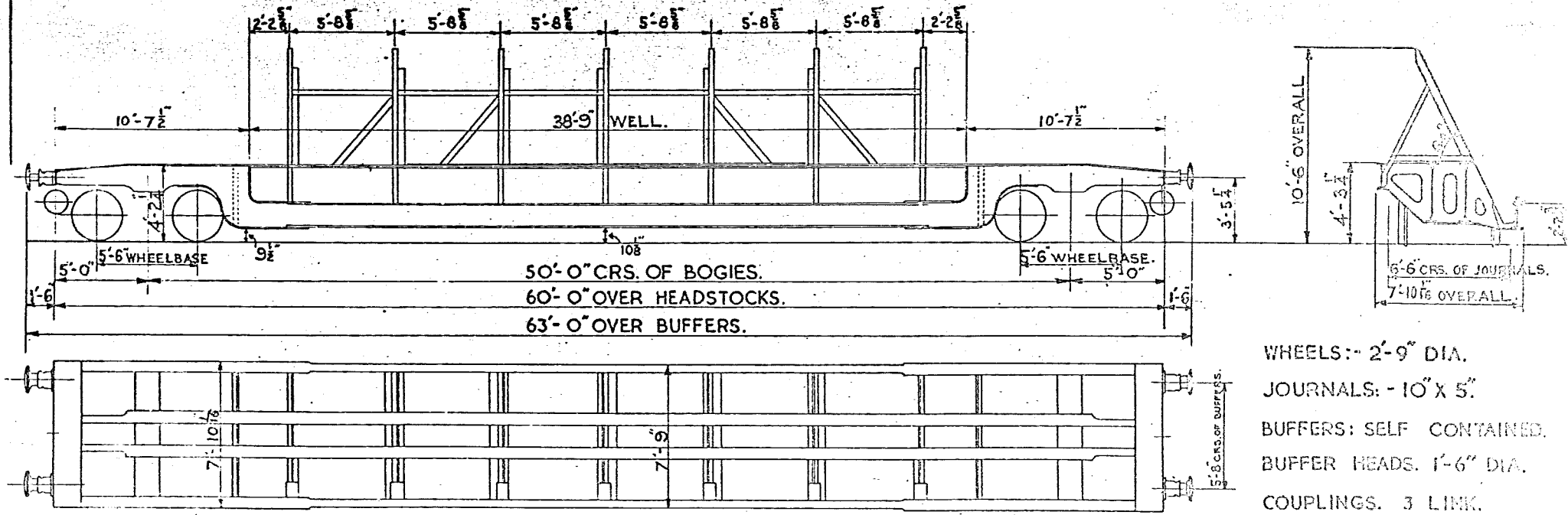
TARE:- 12TONS 5CWT.
BODY:- STEEL.
FIXED TRESTLES.



30 TON TRESTLE TROLLEY WAGON.

LETTERED TRESTOL E N.

LOT N ^o	DRG. N ^o
2	DN.
VEHICLE 2576	20290 N ^o 901700-901701



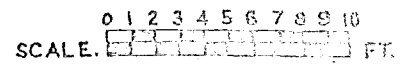
WHEELS:- 2'-9" DIA.
 JOURNALS:- 10" X 5"
 BUFFERS: SELF CONTAINED.
 BUFFER HEADS. 1'-6" DIA.
 COUPLINGS. 3 LINK.

TEL CODE:- TRESTOL. E N.
 BRAKE:- HAND (SCREW)
 MINIMUM CURVE:- 70 FT.

FIXED TRESTLES.
 TARE:- 26 TONS. 1 CWT. 2 Q.
 BODY:- STEEL.

LOAD NOT TO EXCEED 24 TONS EVENLY DISTRIBUTED
 OVER CENTRAL 25'-0" OF WAGON.
 18 TONS CENTRALLY LOADED.
 LOAD NOT TO EXCEED 2 1/4 TONS PER FOOT WIDTH
 OF PLATE OR PLATES.

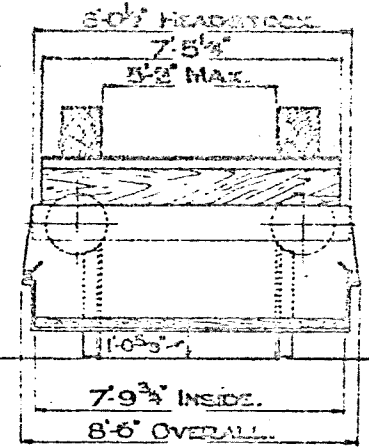
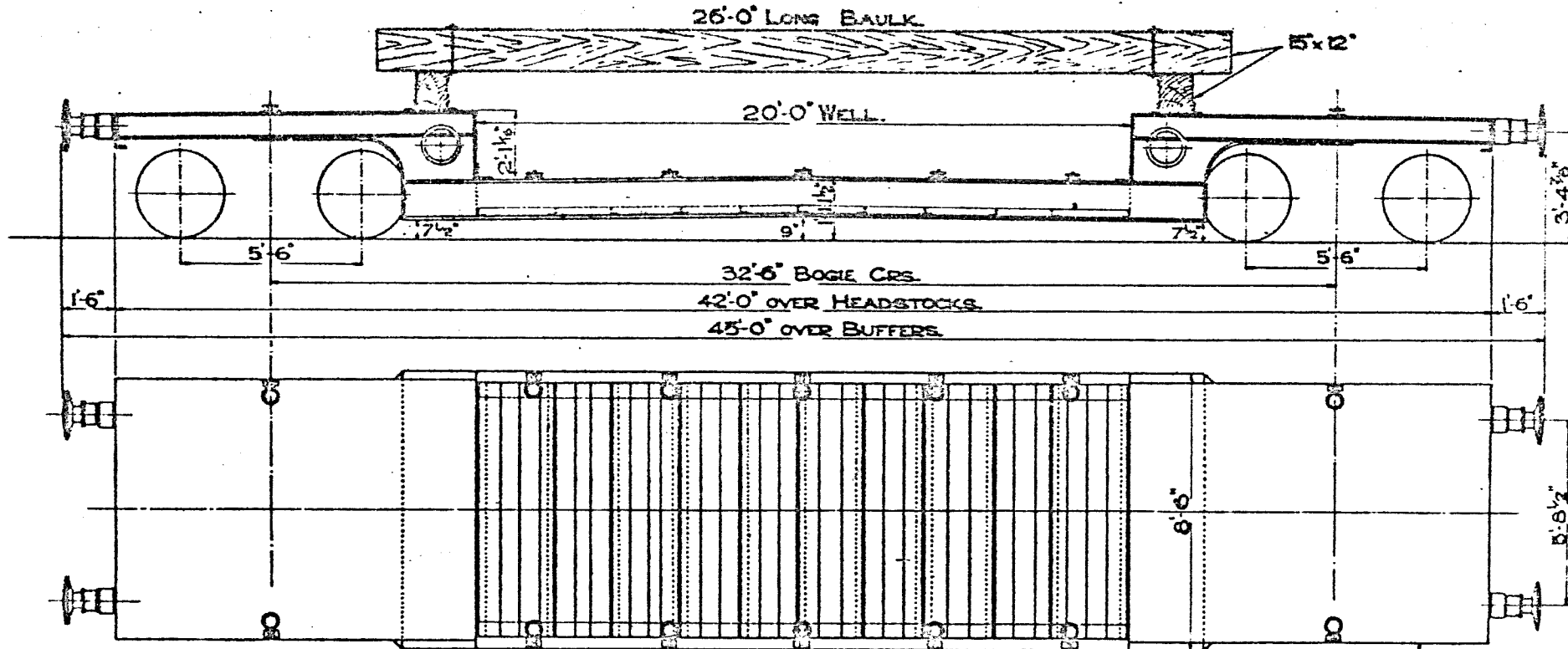
THIS WAGON WILL CARRY RECTANGULAR PLATES.	40'-0" X 13'-2 3/8" ON N.E. AREA.
" " " " " "	40'-0" X 13'-1 3/8" ON G.N. AREA.
" " " " " "	40'-0" X 12'-10 5/8" ON G.E. AREA.
" " " " " "	40'-0" X 13'-1 1/8" ON G.C. AREA.
" " " " " "	40'-0" X 12'-9 1/8" ON N.B. AREA.
" " " " " "	40'-0" X 12'-11 7/8" ON G.N.S. AREA.



20 TON BOGIE WELL TROLLEY

730

LETTERED - WELTROL MC.



2'-8 1/2" DIA. WHEELS.
 9"x4 1/4" JOURNALS.
 1'-6" DIA. BUFFERS.
 WOOD FLOOR.

TEL. CODE - WELTROL MC.

TARE 19 TONS 0 CWTS. WITH BAULK.

17 TONS 17 CWTS. WITHOUT BAULK.

MINIMUM CURVE 1 CHAIN.

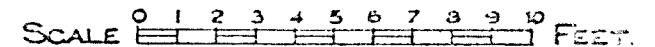
2 SETS OF BINDING CHAINS WITH SCREW COUPLINGS.

SCREW HAND BRAKE

LOT 2029, QTY. 10, NUMBERS -

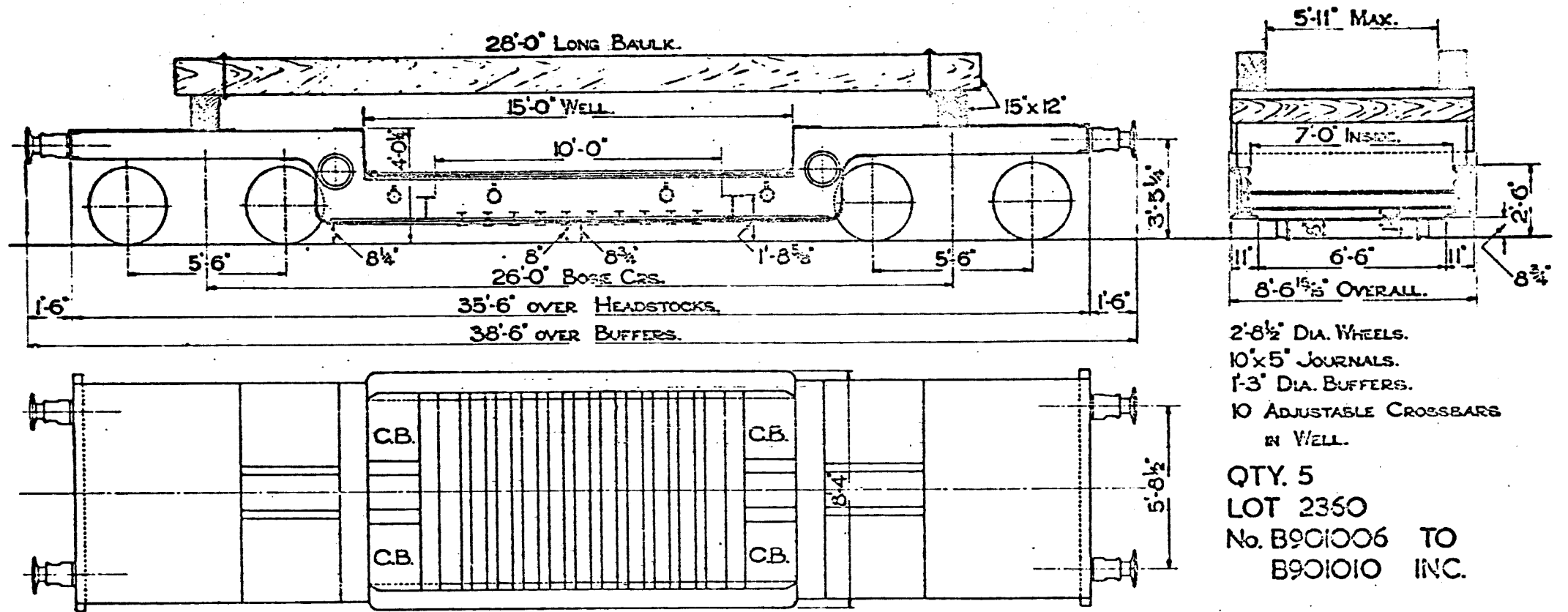
B 900800, B 900801, B 900802, B 900803, B 900804,

B 900805, B 900806, B 900807, B 900808, B 900809.



40 TON BOGIE WELL TROLLEY.
LETTERED - WELTROL MV.

731



2'-8½" DIA. WHEELS.
 10 x 5" JOURNALS.
 1-3" DIA. BUFFERS.
 10 ADJUSTABLE CROSSBARS
 IN WELL.

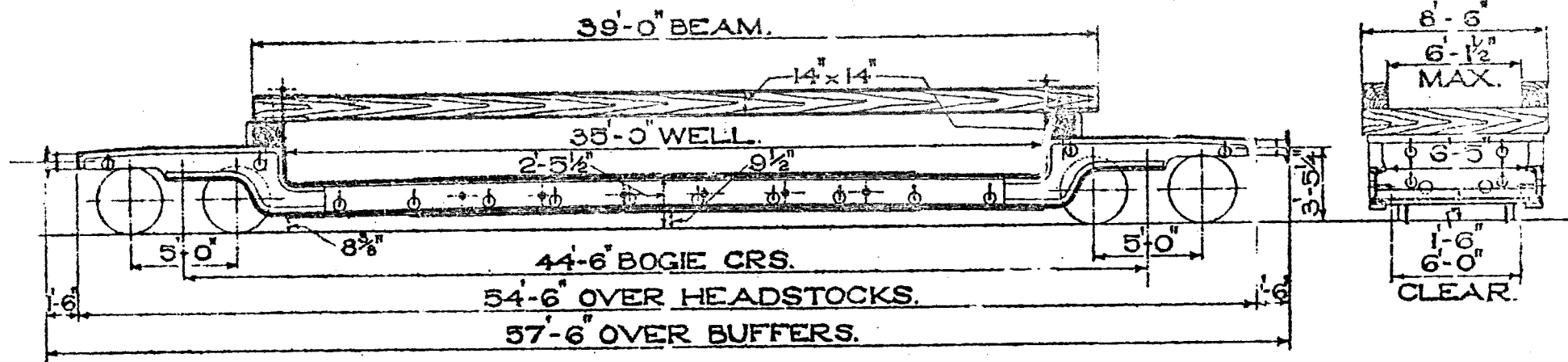
QTY. 5
 LOT 2350
 No. B901006 TO
 B901010 INC.

C.B. - CHAIN BOX.

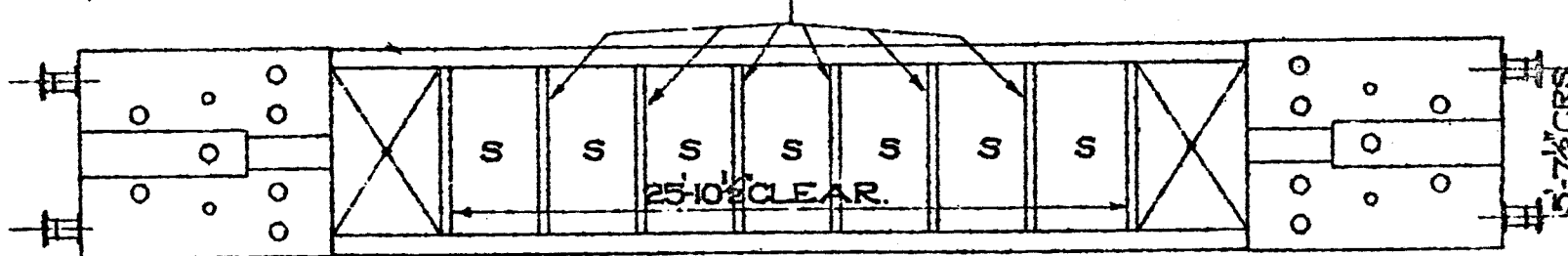
TEL. CODE -WELTROL MV.
 TARE 21 TONS 18 CWTS WITH BAULK.
 20 TONS 18 CWTS WITHOUT BAULK.
 MINIMUM CURVE 1 CHAIN. SCREW HAND BRAKE

SCALE 0 1 2 3 4 5 6 7 8 9 10 FEET.

**30 TON BOGIE WELL TROLLEY.
LETTERED-WELTROL E.C.**



S - SPACE OPEN TO RAIL. ADJUSTABLE CROSSBANDS.



TEL. CODE-WELTROL E.C.

TARE-22 TONS 7 CWT. WITH BAULKES.

19 TONS 13 CWT. WITHOUT BAULKES.

MINIMUM CURVE-1 1/2 CHAINS

SCREW HAND BRAKE.

BINDING CHAINS-NIL.

LOT 2357.

QTY.-1.

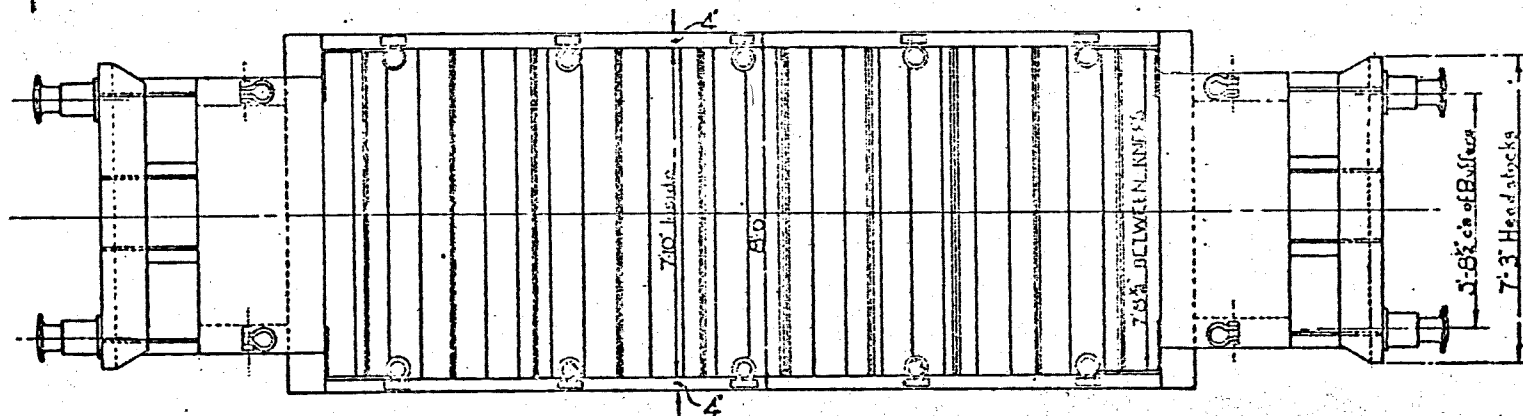
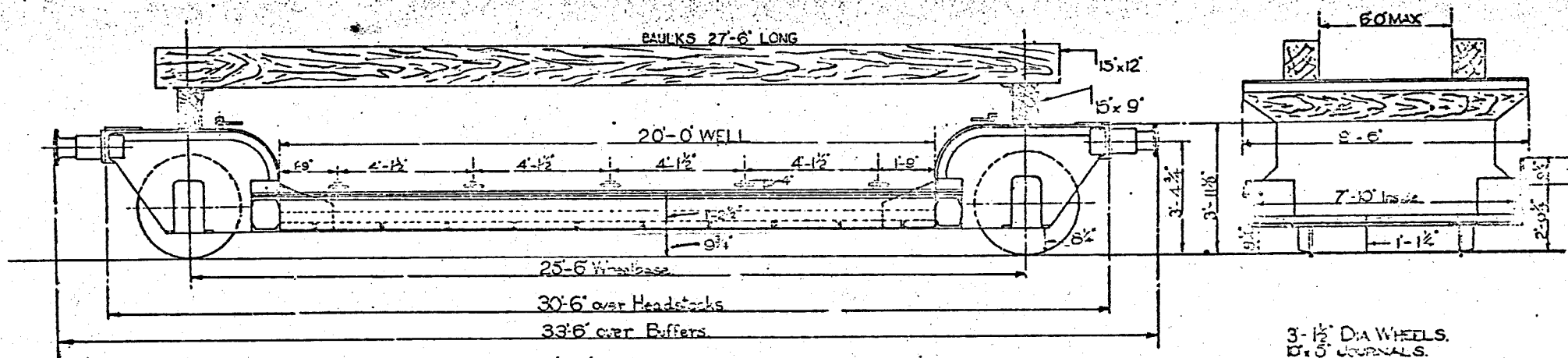
NUMBER-900760.

3'-1 1/2" DIA. WHEELS.
1'-6" DIA. BUFFERS.
10 x 5 1/2" JOURNALS.

LOT NO		NUMBERS	
2355	10	B700700	
		TO B500709	

20 TON FOUR WHEELED TROLLEY LETTERED WELTROL M.A.

733



3'-1 1/2" DIA WHEELS.
17x5" JOURNALS.
BUFFERS - SELF-CONTAINED.
BUFFER HEADS - 1'-1" DIA.
COUPLINGS - 3 LINK.
BODY - STEEL.
FLOOR - WOOD.
BINDING CHAINS - 2 SETS WITH SCREW COUPLINGS.

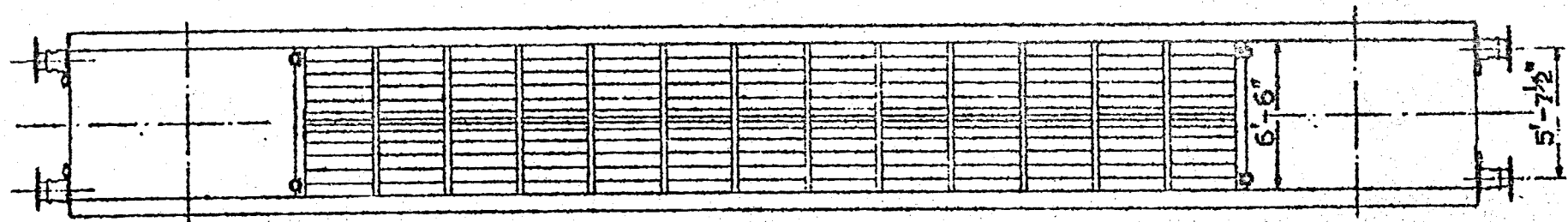
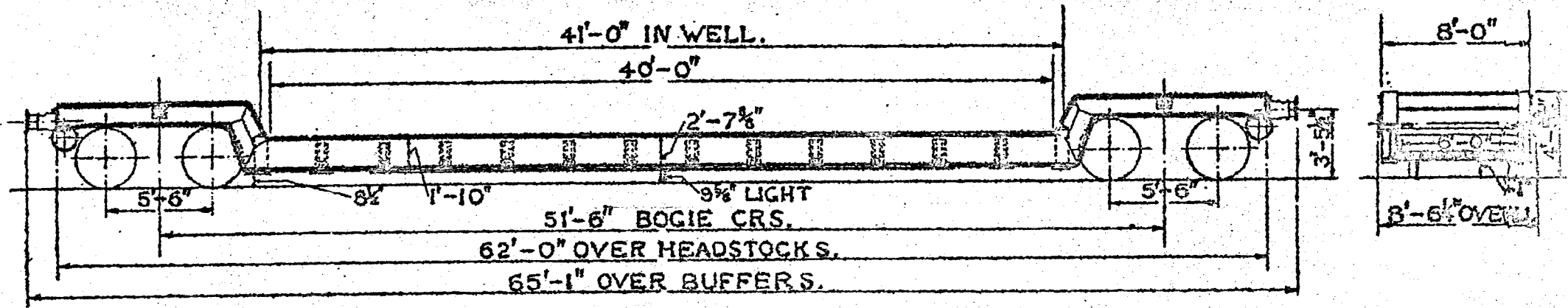
TEL CODE WELTROL M.A.
TARE: 14 TONS. 0 CWTs. WITH BAULKS.
12 TONS. 15 CWTs. WITHOUT BAULKS.
BRAKE —> HAND LEVER.
MINIMUM CURVE - 2 CHAINS.

35 TON WELL TROLLEY. B.R.

LETTERED WELTROL W.W.

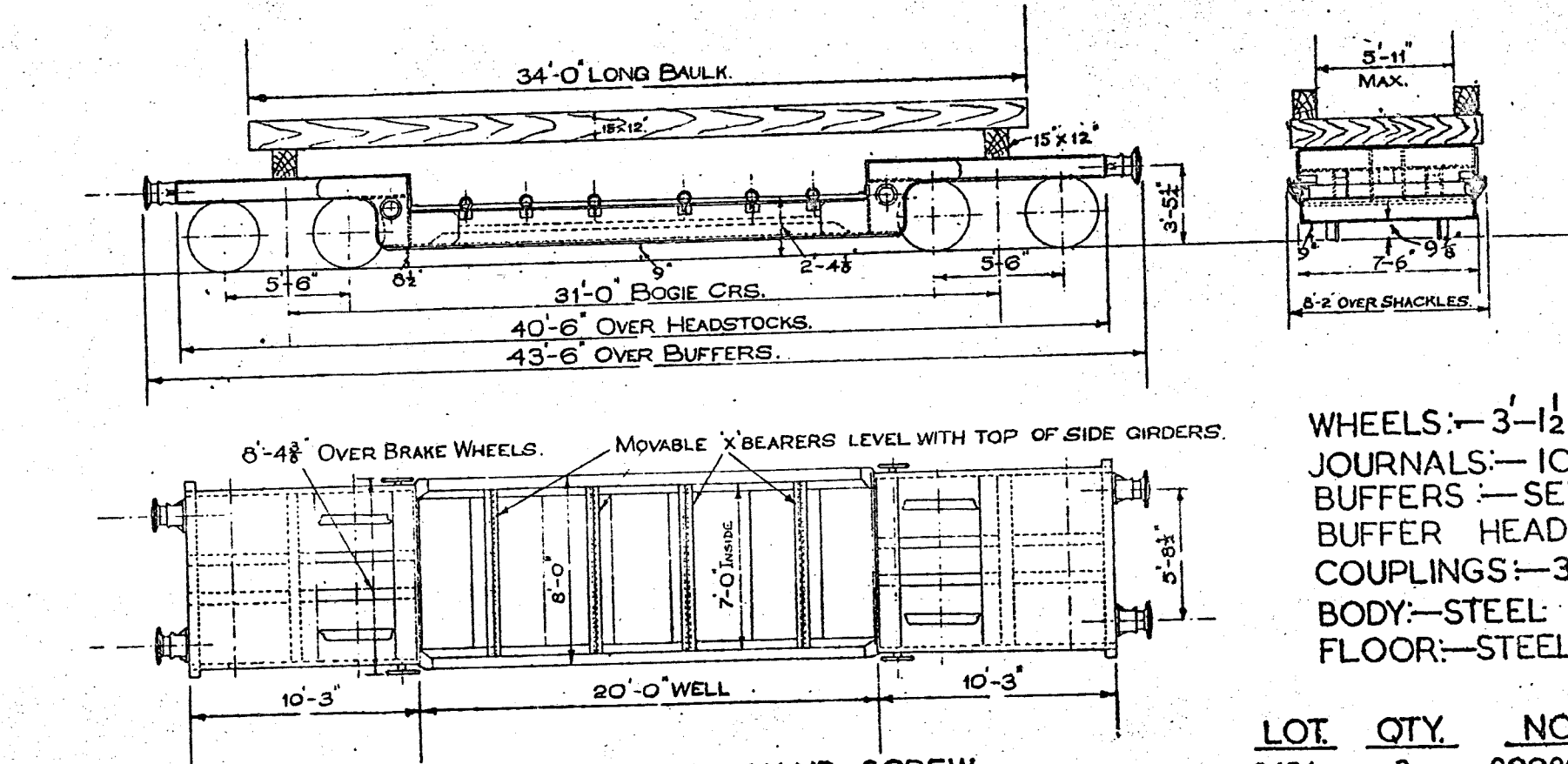
734.

QTY.	QTY.	NUMBERS
2	2494	01100-3
2	2647	9011023



TEL. CODE WELTROL W.W. TARE. TONS. CWT. DIA. OF WHEELS 3'-1/2" JOURNALS - 10x5"
 BRAKE-HAND SCREW. MIN. CURVE - 2 CHAINS. BUFFERS SELF CONTAINED. BUFFER HD'S 2'-0"x1'-2"
 COUPLINGS - 3 LINK. BODY-STEEL. FLOOR - WOOD & STEEL.

25 TON BOGIE WELL TROLLEY
LETTERED WELTROL WBB.



WHEELS:— 3'-1 1/2" DIA.
 JOURNALS:— 10" x 5"
 BUFFERS:— SELF CONTAINED
 BUFFER HEADS:— 1'-6" DIA.
 COUPLINGS:— 3 LINK
 BODY:— STEEL
 FLOOR:— STEEL

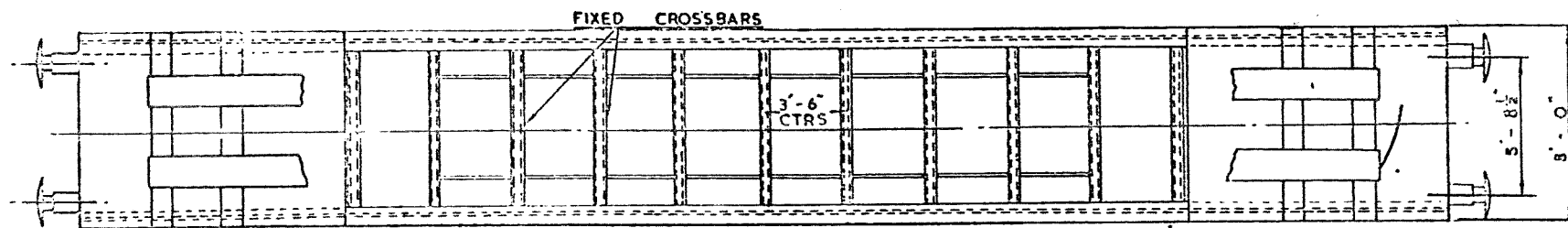
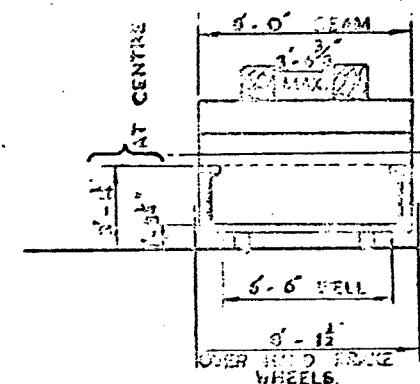
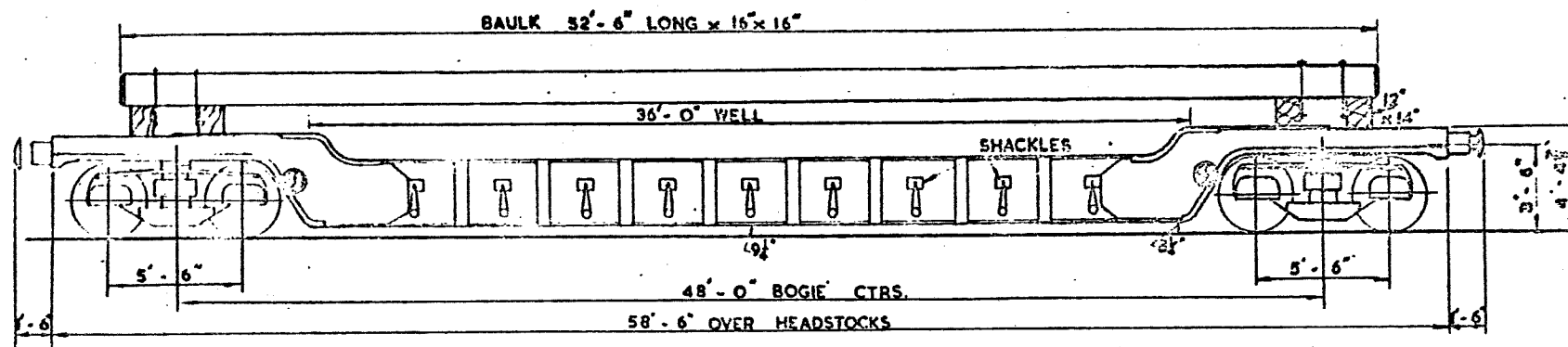
TEL. CODE:— WELTROL. WBB. BRAKE:— HAND SCREW
 TARE:— WITH BAULK:— 2T. - 15CWTS.
 " WITHOUT " :— 20T. - 7CWTS.
 MIN. CURVE:— 1 CHAIN

LOT.	QTY.	Nos.
2454	3	900900 TO 900902.
2642	3	900903 TO 900905

40 TON WELL TROLLEY WAGON

736

LETTERED WELTROL EB



- WHEELS:- 3' - 1 1/2" DIA.
- JOURNALS:- 10" x 6"
- BUFFER HEADS:- 2'-0" x 1'-2" OVAL
- BUFFERS:- SELF-CONTAINED
- COUPLINGS:- THREE LINK
- LOT QTY. No.
- 2581 3 B901011 TO B901013

TEL. CODE WELTROL EB. MAXIMUM LOAD 40 TONS

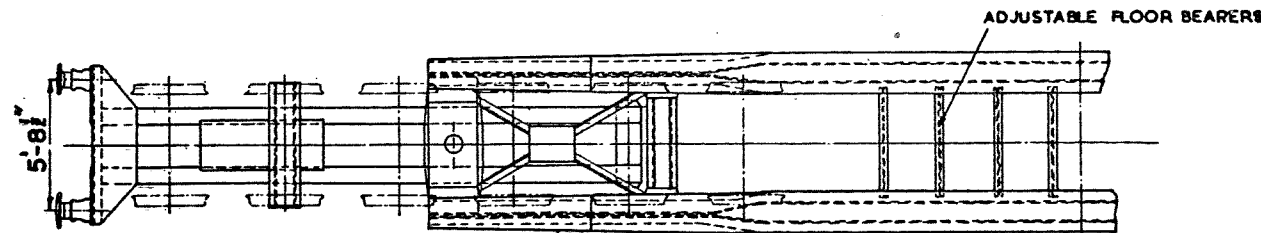
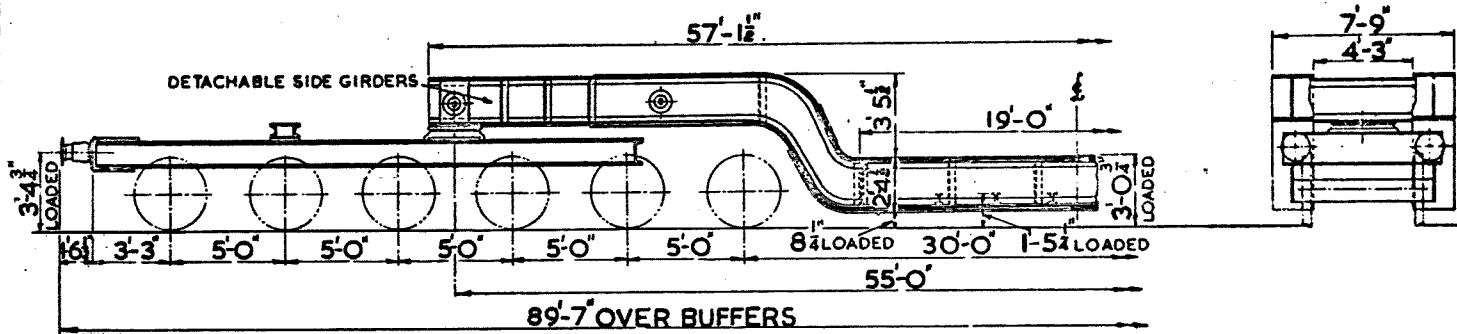
TARE: WITH BAULKS 35T. 4C. SCREW HAND BRAKE
WITHOUT BAULKS 30T., 7C.

MINIMUM CURVE 1 1/2 CHAINS



120 TON WELTROL WL

LETTERED	LOTN ^o	QTY.	VEH. N ^{os}
WELTROL WL	2828	1	B 901260



TEL CODE:- WELTROL WL
 TARE:- 82 TONS 2 CWTs.
 MIN. CURVE:- 1 1/2 CHAINS
 BRAKE:- HAND LEVER

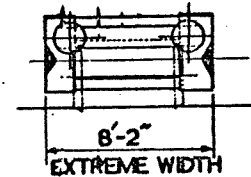
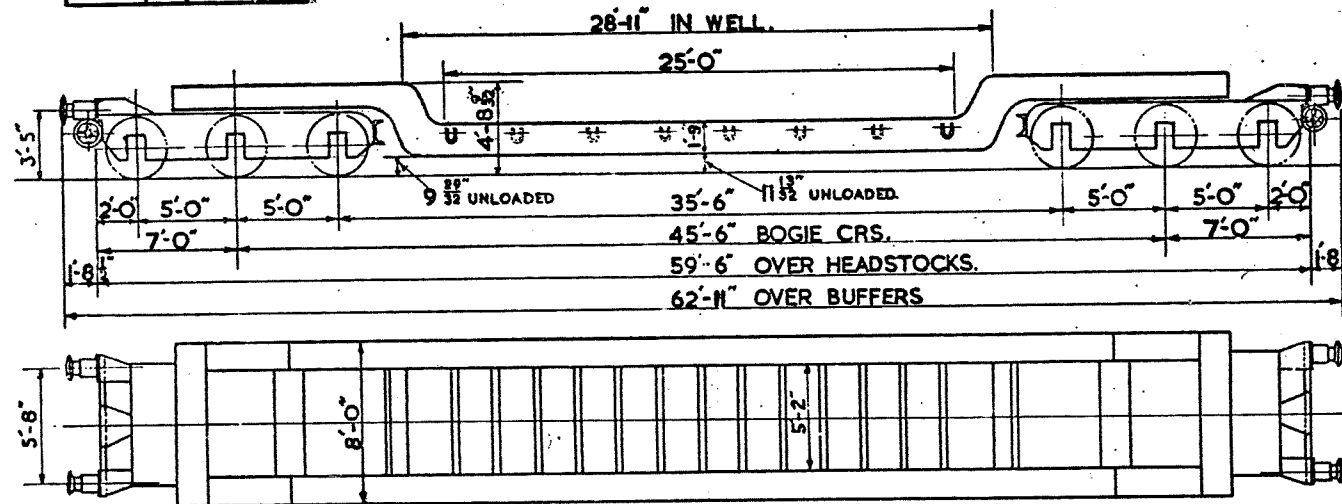
WHEELS:- 3'-1 1/2" DIA.
 JOURNALS:- 10x6
 BUFFERS:- SELF CONTAINED
 BUFFER HEADS:- 1'-4" DIA.
 COUPLINGS:- 3 LINK



LOT N ^o	QTY	VEH N ^o s.
3074	2	B 301150 B 301151

50 TON WELTROL E.P.

738




WHEELS: 3'-0" DIA.
 JOURNALS: 10x5 2
 BUFFER: SELF CONTAINED.
 BUFFER HEADS 1'-6" DIA.
 COUPLINGS: SCREW,
 WESTINGHOUSE THROUGH PIPE.

HEIGHT FROM RAIL TO TOP OF CROSSBARS - 1'-5 ³¹/₃₂"

TARE WITH BEAMS:- 39 TONS 2 CWT. 3 QR.
 TARE WITHOUT BEAMS:- 35 TONS 14 CWT. 3 QR.
 MIN CURVE:- 70 FT.
 BRAKE:- SCREW. HAND.

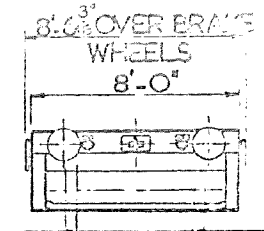
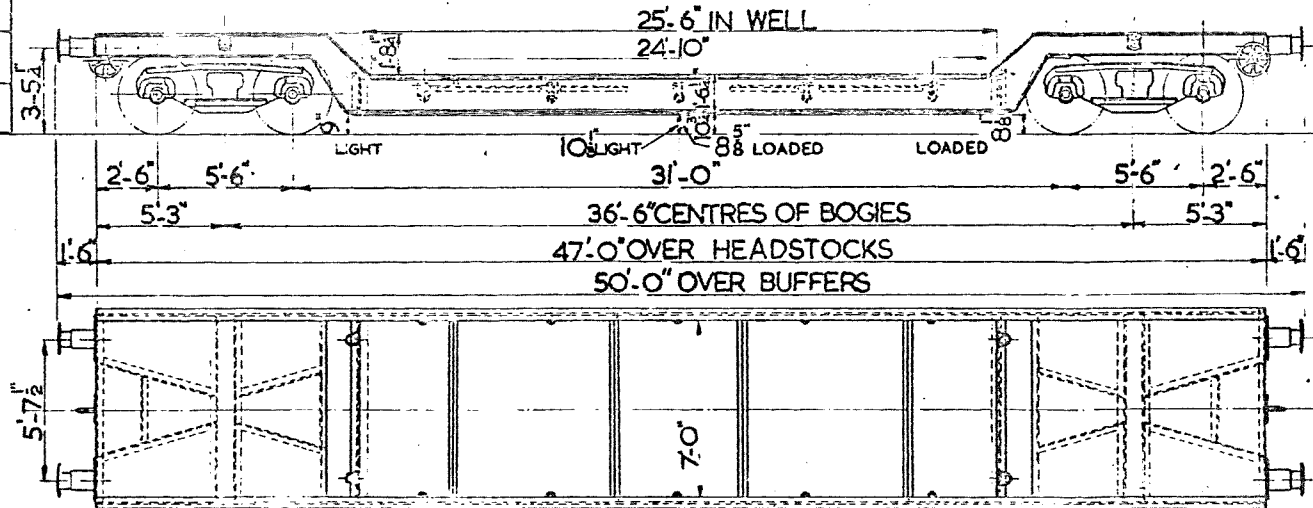
THERE ARE CROSS AND LONGITUDINAL BEAMS FOR THIS WAGON AND WHEN REQUIRED SHOULD BE REQUISITIONED ALONG WITH THE WAGON. IT HAS ADJUSTABLE AND REMOVABLE WELL CROSSBARS EACH CAPABLE OF CARRYING A DISTRIBUTED LOAD OF 3.85 TONS.



25 TON WELTROL WZ
STEEL FLOOR

739

LETTERED	LOT N ^o	QTY.	VEH. N ^o s
WELTROL WZ	2977	1	B.900911



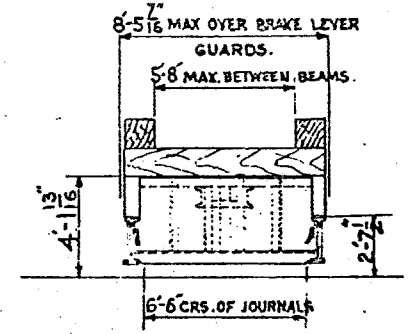
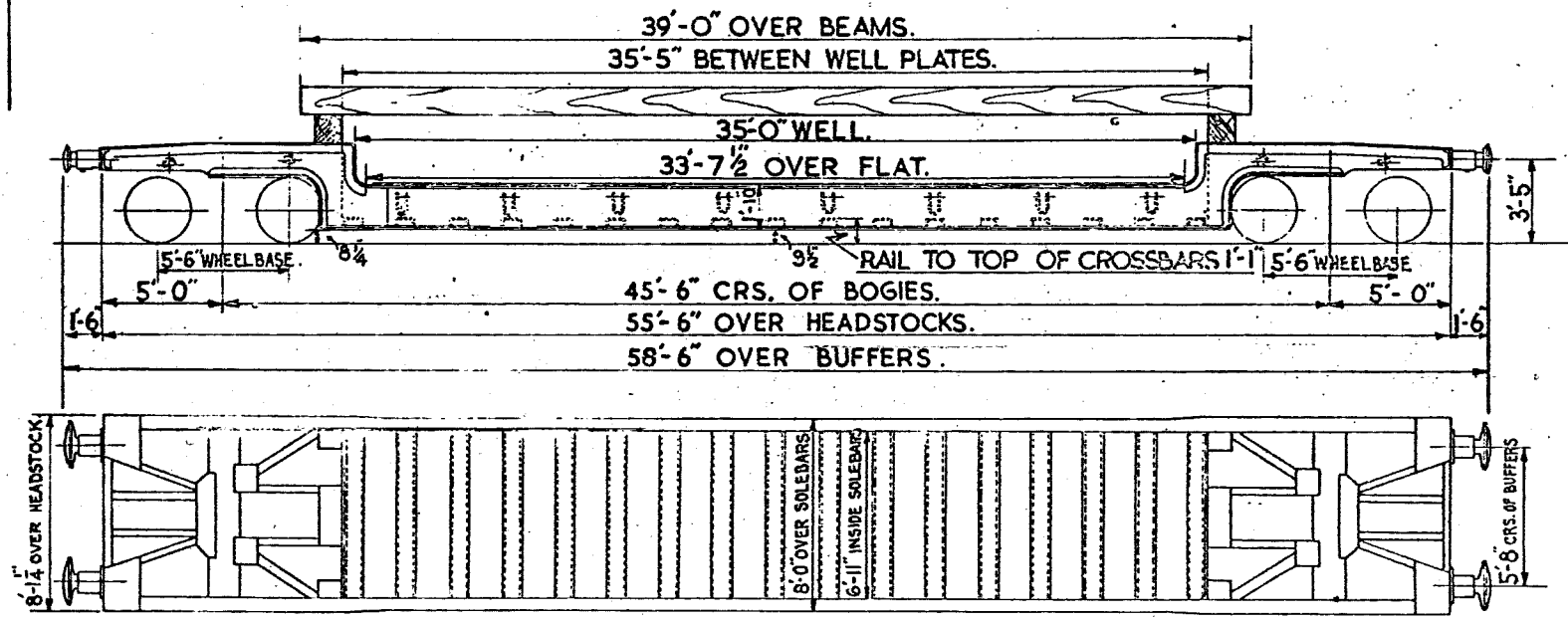
TEL. CODE:- WELTROL WZ
TARE:- 18 TONS. ICWT.
MIN. CURVE:- 1/2 CHAINS
BRAKE:- HAND SCREW &
THROUGH PIPED

WHEELS:- 3'-1 1/2" DIA.
JOURNALS:- 4 3/8" DIA.
BUFFERS:- SELF CONTAINED
BUFFER HEADS:- 1'-4" DIA.
COUPLINGS:- INSTANTER

740

25 TON TROLLEY WAGON. LETTERED WELTROL E.L.

	LOG. N ^o	DRG. N ^o
2 VEHICLES	3173	DN. 27512
Nos B 900923 & B.900924		

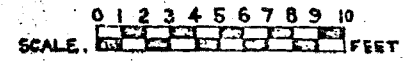


WHEELS:- 2'-8" DIA.
 JOURNALS:- 9" X 4 3/8
 (ROLLER BEARINGS.)
 BUFFERS:- SELF CONTAINED.
 BUFFER HEADS:- 24" X 14" OVAL
 COUPLINGS:- INSTANTER.

TEL. CODE:- WELTROL 'E. L.'
 BRAKE:- HAND (LEVER)
 THROUGH VACUUM PIPE.
 MINIMUM CURVE:- 70 FT.

TARE WITH BEAMS:- 24 TONS. 10 CWT.
 TARE WITHOUT BEAMS:- 21 TONS. 10 CWT.
 BODY:- STEEL.

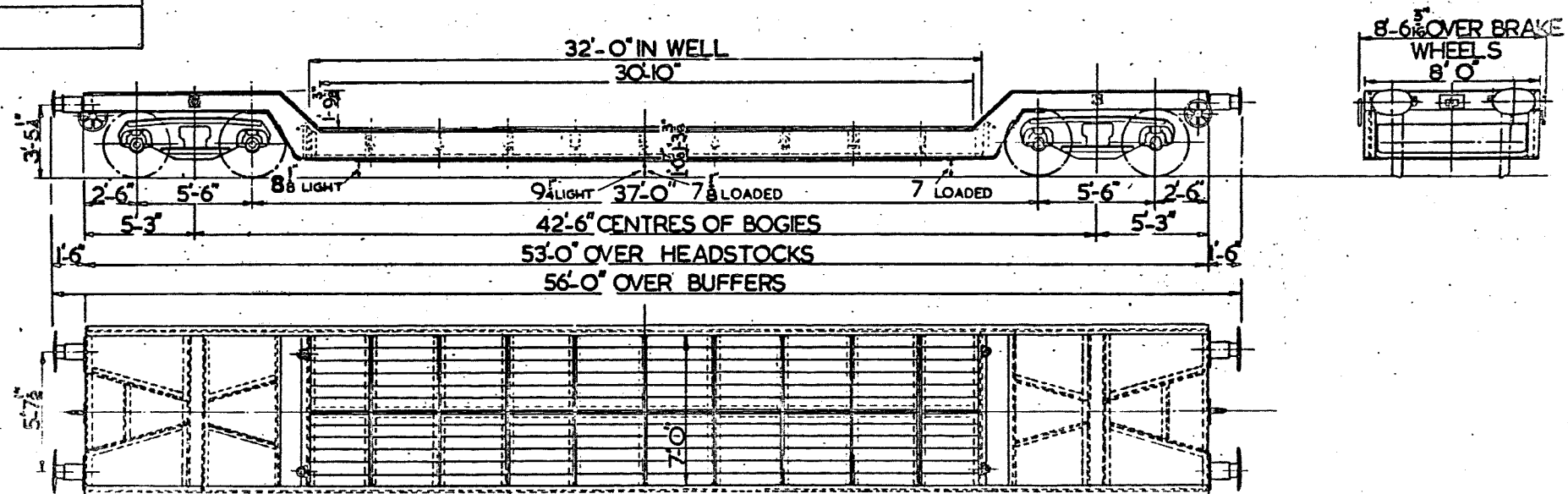
THERE ARE CROSS & LONGITUDINAL BEAMS FOR THIS WAGON & WHEN REQUIRED SHOULD BE REQUISITIONED ALONG WITH THE WAGON. THIS WAGON HAS 17 ADJUSTABLE & REMOVABLE WELL CROSSBARS EACH CAPABLE OF CARRYING A DISTRIBUTED LOAD OF 1 1/2 TONS.



LETTERED	LOT N ^o	QTY.	VEH. NO ^s
WELTROL WP	3102	11 ✓	B900912 TO B900922 INCL
WELTROL WP	3192	14	B900925 TO B900938 INCL

**25 TON WELTROL WP
WOOD FLOOR**

741



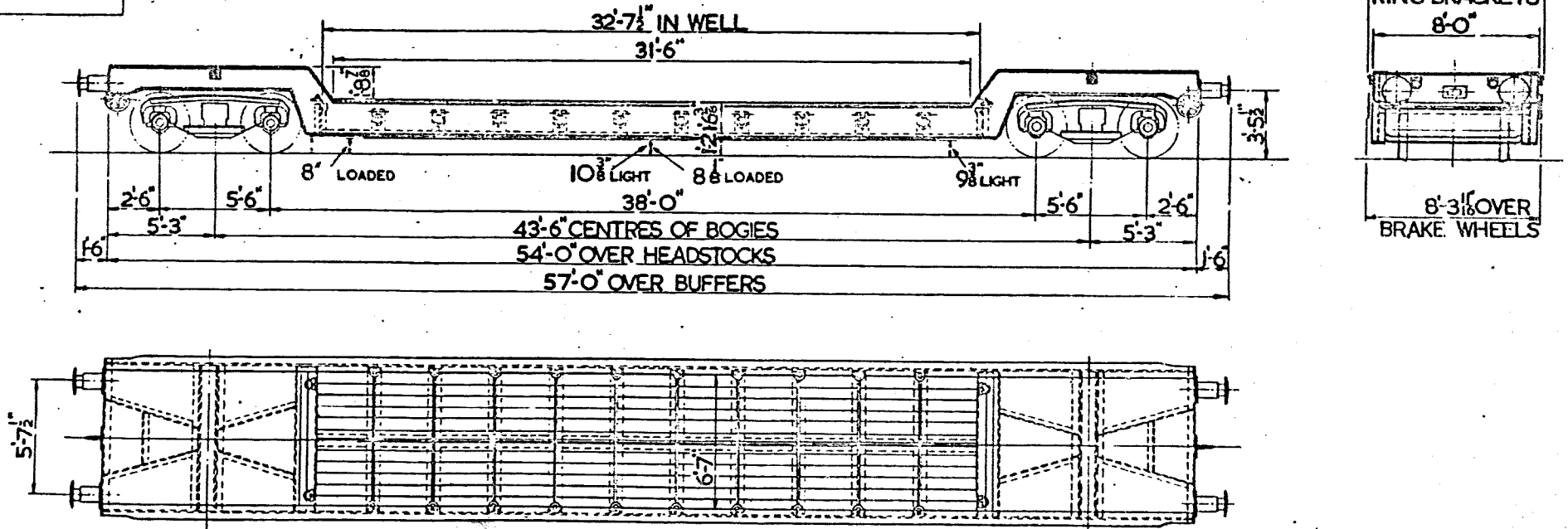
TEL. CODE:- WELTROL WP
TARE :-
MIN. CURVE:- 1 1/2 CHAINS
BRAKE:- HAND SCREW &
THROUGH PIPED

WHEELS:- 3-1 1/2" DIA.
JOURNALS:- 4 1/8" DIA.
BUFFERS:- SELF CONTAINED
BUFFER HEADS:- 24x14" OVAL
COUPLINGS:- INSTANTER.

LETTERED	LOT N ^o	QTY.	VEH. N ^o s
WELTROL WJ	3213	1	B901152

50 TON WELTROL W.J.

742



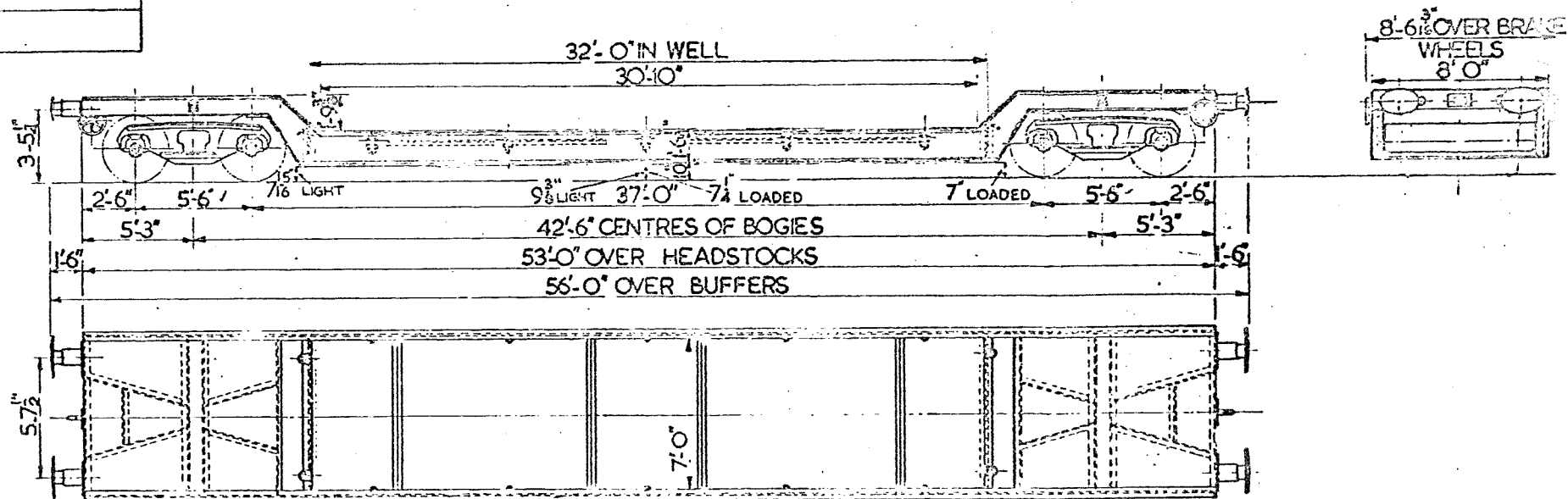
TEL. CODE :- WELTROL W.J.
TARE :-
MIN. CURVE :- 1/2 CHAINS
BRAKE :- HAND SCREW
(VAC PIPED)

WHEELS :- 3'-1 1/2" DIA.
JOURNALS :- 5 1/2" DIA.
BUFFERS :- SELF CONTAINED
BUFFER HEADS :- 1'-4" DIA.
COUPLINGS :- INSTANTER

LETTERED	LOT NO.	QTY	VEH. NOS.
WELTROL WP	2579	2	B 500906 & B 500907

25 TON WELTROL WP
STEEL FLOOR

743



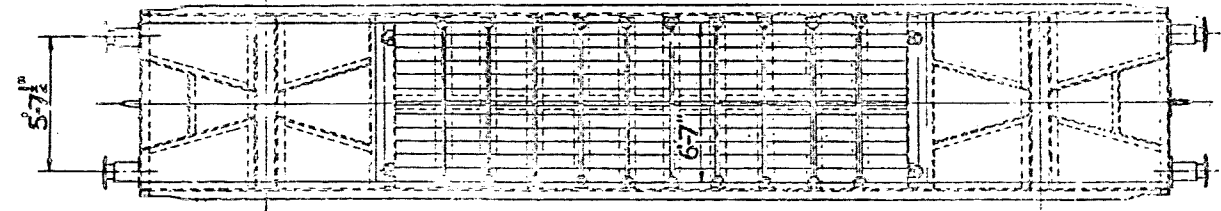
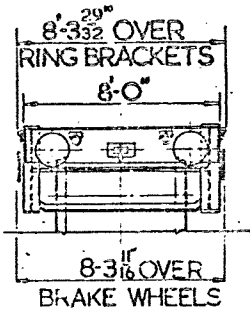
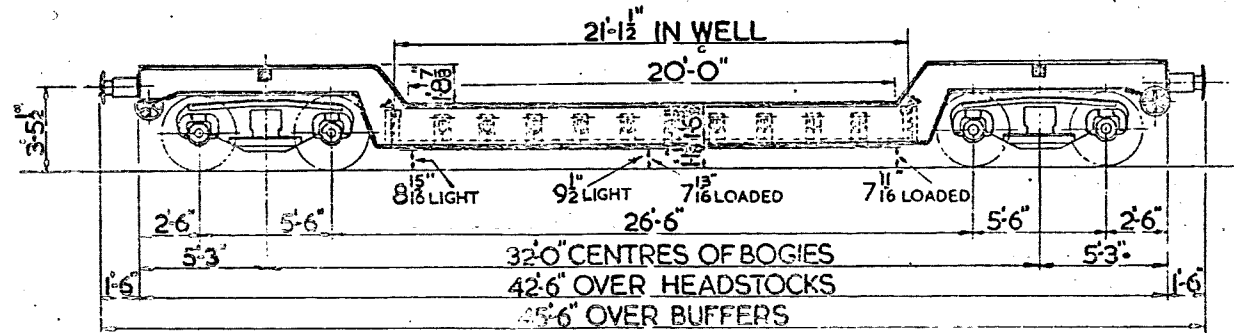
TEL. CODE:- WELTROL WP
TARE :-
MIN. CURVE:- 1/2 CHAINS
BRAKE:- HAND SCREW &
THROUGH PIPED

WHEELS:- 3'-1 1/2" DIA.
JOURNALS:- 4 3/8" DIA.
BUFFERS:- SELF CONTAINED
BUFFER HEADS:- 24" x 14" OVAL
COUPLINGS:- INSTANTER.

LETTERED	LOT N ^o	QTY.	VEH. N ^o s
WELTROL WH.	3214	2	B901225 & B901226

65 TON WELTROL WH.

744



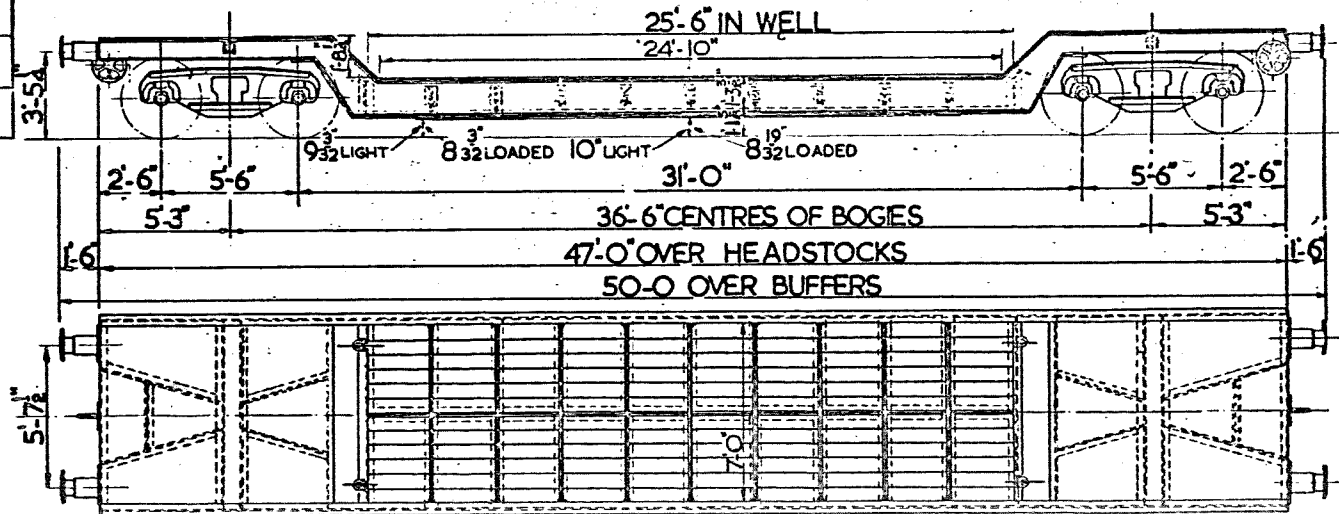
TEL CODE:—WELTROL WH.
TARE:—
MIN CURVE:— 1 1/2 CHAINS
BRAKE:—HAND SCREW
(VAC PIPED)

WHEELS:—3'-1 1/2" DIA.
JOURNALS:—5/2" DIA.
BUFFERS:—SELF CONTAINED
BUFFER HEADS:—1'-4" DIA.
COUPLINGS:—INSTANTER

**25 TON. WELTROL WZ
WOOD FLOOR**

745

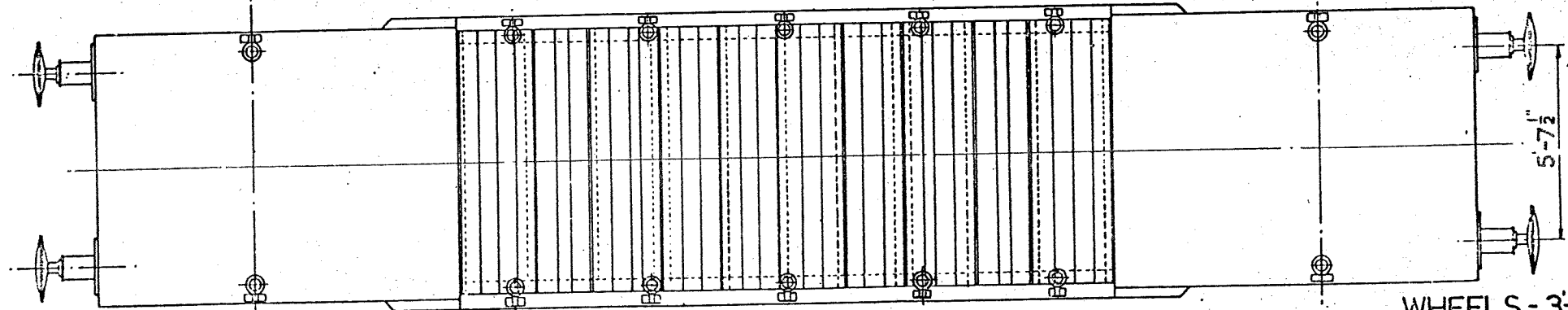
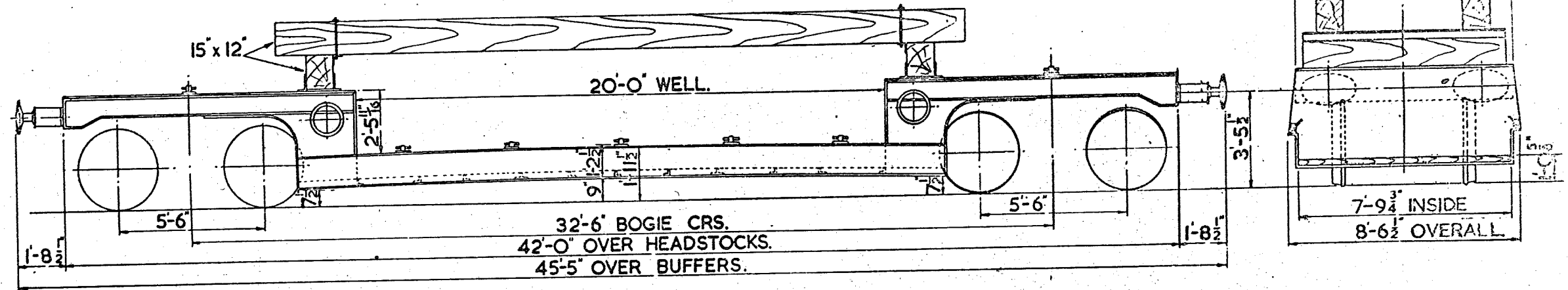
LETTERED	LOT N ^o	QTY.	VEH. N ^{os} .
WELTROL WZ	2880	3	B900908 TO B900910 INCL.



TEL CODE:- WELTROL WZ
TARE:- 17 TONS. 10 CWTS.
MIN. CURVE:- 1¹/₂ CHAINS
BRAKE:- HAND SCREW & THROUGH PIPED

WHEELS:- 3'-1¹/₂" DIA.
JOURNALS:- 4³/₈" DIA.
BUFFERS:- SELF CONTAINED
BUFFER HEADS:- 1'-4" DIA.
COUPLINGS:- INSTANTER

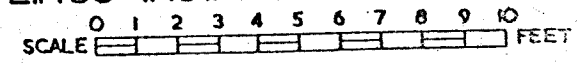
20 TON BOGIE WELL TROLLEY. LETTERED-WELTROL MC.



TEL CODE - WELTROL MC.
 LOT 3272 QTY. 2 Nos. B 900810, 900811.
 LOT 3301 QTY. 2 Nos. B 900812, 900813.
 TARE - 20 T. 15 CWTS. WITH BAULKES.
 TARE - 19 T. 12 CWTS. WITHOUT BAULKES.

2 SETS OF BINDING CHAINS WITH SCREW COUPLINGS.
 WOOD FLOOR.
 MINIMUM CURVE 1 CHAIN.
 SCREW HAND BRAKE & THROUGH VACUUM PIPE.

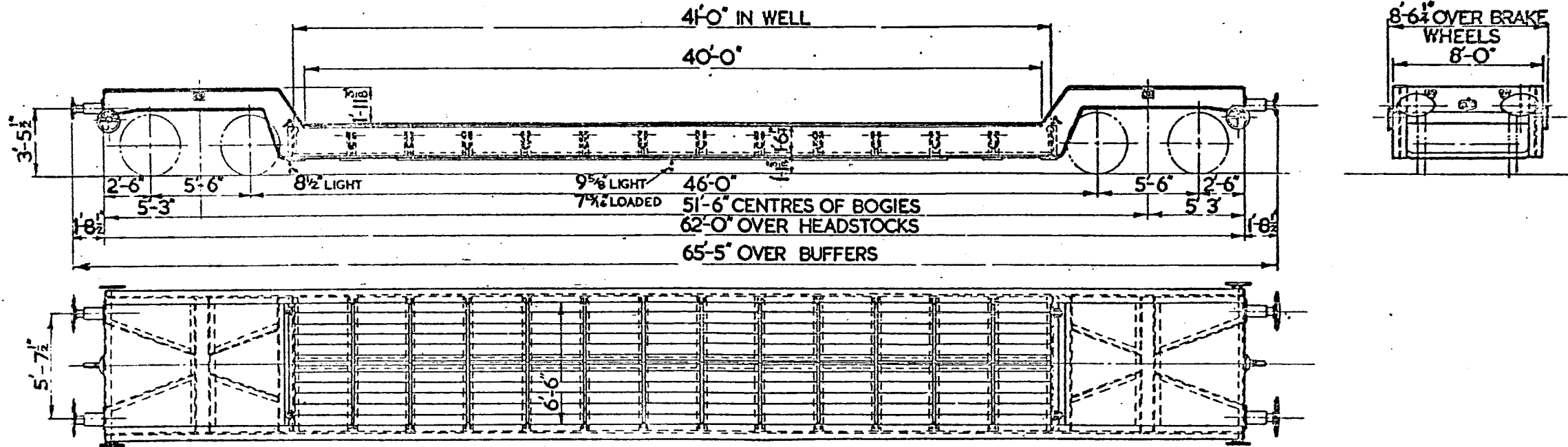
WHEELS - 3'-1 1/2" DIA.
 JOURNALS - 4 3/8" DIA. ROLLER BEARINGS
 BUFFERS - HYDRAULIC.
 BUFFER HEADS - 2'-0" x 1'-2" OVAL.
 COUPLINGS - INSTANTER.



LETTERED	TEL.CODE	LOT No.	QTY.	VEH.No.
WELTROL WW	WELTROL WW	2978	2	B901106 TO B901107
WELTROL WW	WELTROL WW	3103	2	B901108 TO B901109

35 TON WELTROL WW

747



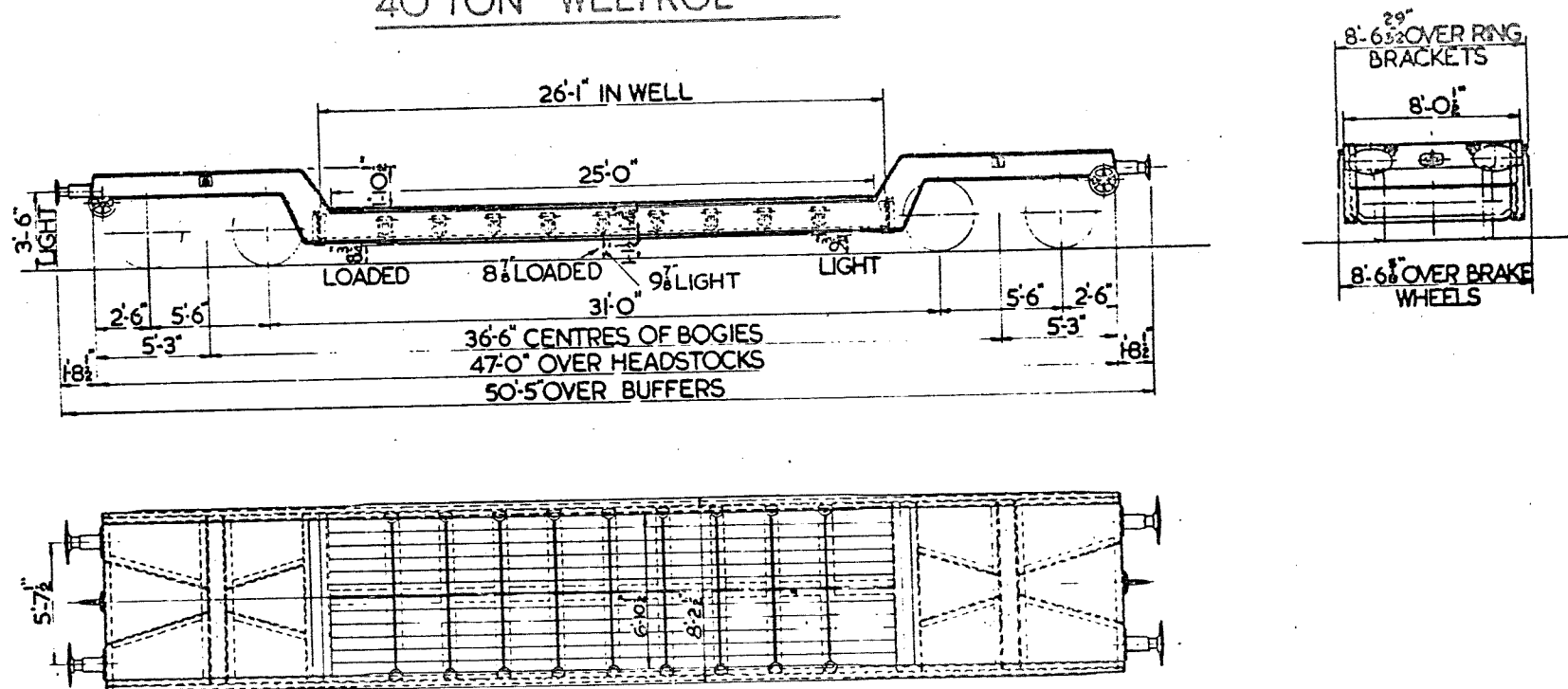
TEL.CODE :- WELTROL WW
 TARE :- 25 TONS 16CWTs.
 MIN. CURVE :- 1 1/2 CHAINS
 BRAKE :- HAND SCREW &
 THROUGH PIPED
 FLOOR :- WOOD

WHEELS :- 3'-1 1/2" DIA.
 JOURNALS :- 4 7/8" DIA.
 BUFFERS :- HYDRAULIC
 BUFFER HEADS :- 24'x12" OVAL
 COUPLINGS :- INSTANTER
 12 BINDING CHAINS & SCREW COUPLINGS



LETTERED	LOT NO.	QTY.	VEH NOS.
WELTROL WGG	3193	4	B901014 TO B901017
WELTROL MV	3194	4	B901018 TO B901021

40 TON WELTROL



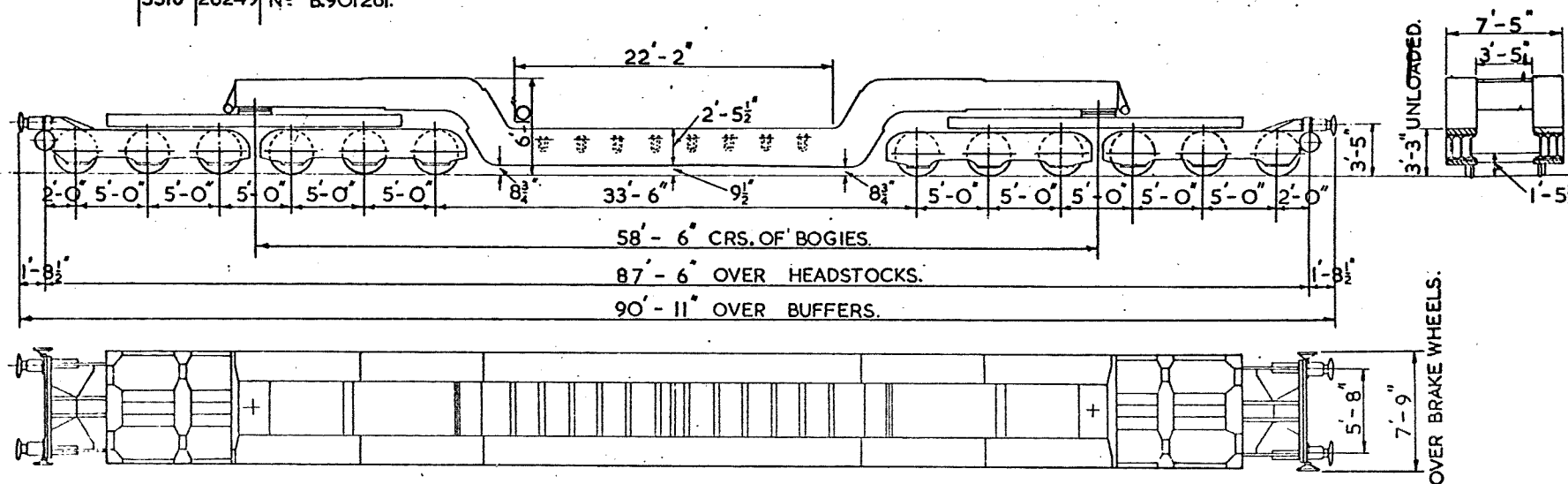
TEL CODE:- WELTROL (WGG & MV)
 TARE:- 20 TONS, 16 CWTs.
 MIN. CURVE:- 1 1/2 CHAINS.
 BRAKE:- HAND SCREW
 (VAC PIPED)

WHEELS:- 3'-1 1/2" DIA.
 JOURNALS :- 4 1/8" DIA.
 BUFFERS:- HYDRAULIC
 BUFFER HEADS:- 2'-0" x 1'-2" OVAL
 COUPLINGS:- INSTANTER

**120 TON TROLLEY WAGON.
LETTERED WELTROL E.N.N.**

749


LOT Nº	DRG. Nº
3316	DN 28249 Nº B.901261.



TEL. CODE:- WELTROL. E.N.N.
TARE:- 87 TONS.
MIN. CURVE:- 70 FT.
BRAKE:- SCREW HAND.

WHEELS 3'-0" DIA.
JOURNALS 10" x 5 1/2"
BUFFERS:- SELF CONTAINED.
BUFFER HEADS 1'-6" DIA.
COUPLINGS:- SCREW.

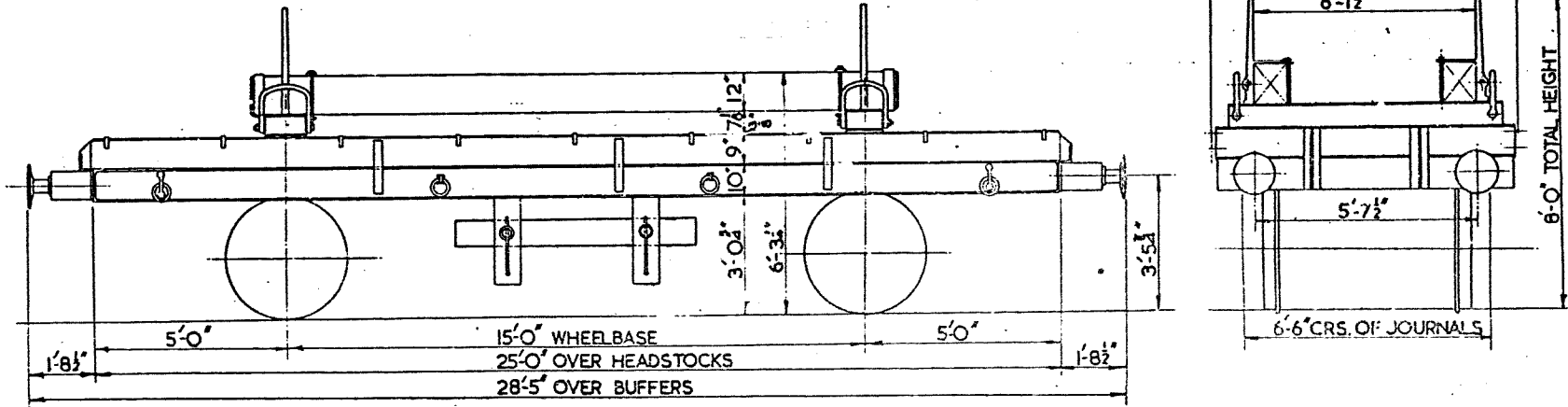
THIS WAGON HAS 13 ADJUSTABLE & REMOVABLE
WELL CROSSBARS EACH CAPABLE OF
CARRYING A DISTRIBUTED LOAD OF
9 1/2 TONS.

O1234567890
SCALE  FEET.

LOT N ^o	DRG. N ^o
3251	DN 21806

10 TON WHEEL WAGON.

880



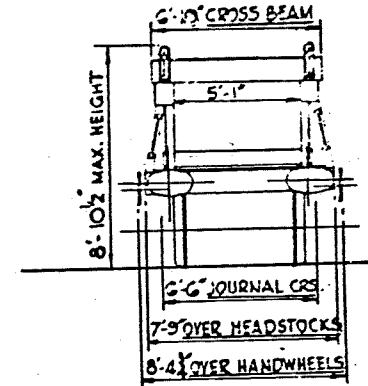
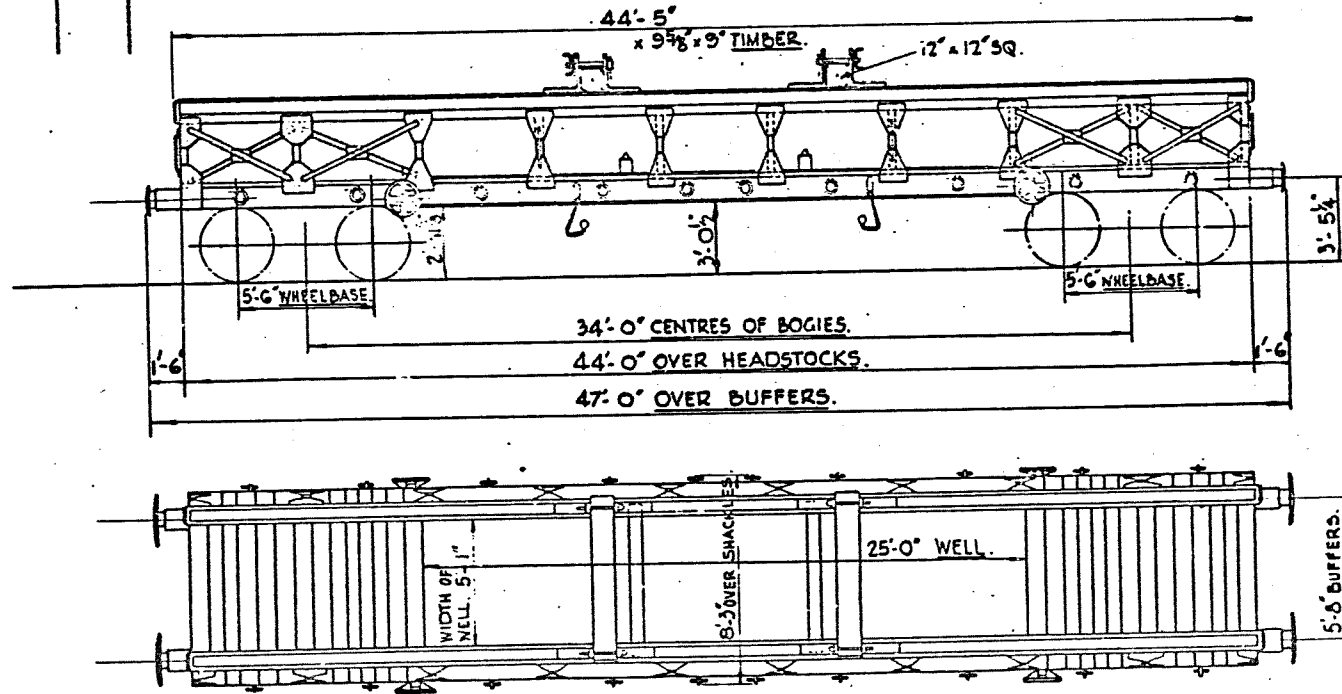
TEL CODE : WHEEL EA.
 TARE : 10 TONS
 MIN CURVE : 1 1/2 CHAIN
 BRAKE : AVB & HAND BRAKE
 BUFFERS : 1'-8 1/2" PROJECTION 1'-1" DIA HEADS

COUPLINGS : SCREW
 WHEELS : 3'-1 1/2"
 JOURNALS : 9" X 4 1/4"
 2 FAST BINDING CHAINS WITH SCREW COUPLINGS.
 2 FAST BINDING CHAINS WITHOUT SCREW COUPLINGS.

3 VEHICLES

LOT No	DRG. No	No
3222	27968	B.902700 TO B.902702.

20TON WHEEL WAGON.
LETTERED:- WHEEL. EL.



WHEELS:- 3'-1 1/2" DIA.
 JOURNALS:- 4 3/8" DIA.
 ROLLER BEARINGS
 BUFFERS:- SELF CONTAINED.
 BUFFER HEADS:- 24" x 14" OVAL.
 COUPLINGS:- INSTANTER.

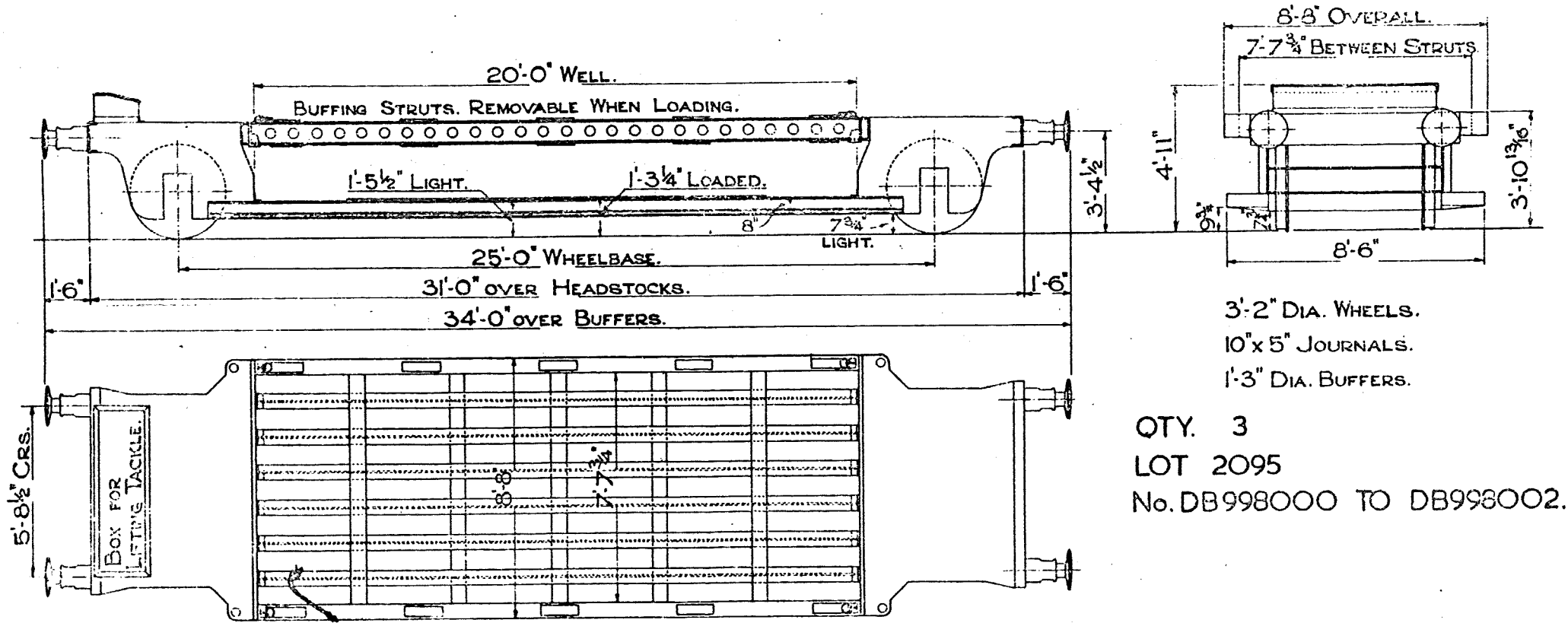
TEL.CODE:- WHEEL EL.
 MINIMUM CURVE:- 1 CHAIN.
 THROUGH VACUUM PIPE.
 LOOSE BINDING CHAINS.
 ADJUSTABLE CROSS BEAMS.

TARE:- 18 TONS 14 CWTs.
 SCREW HAND BRAKE.
 BODY:- STEEL.
 BOGIES:- PLATE TYPE.



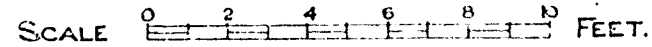
20 TON TROLLEY.

900



QTY. 3
 LOT 2095
 No. DB998000 TO DB998002.


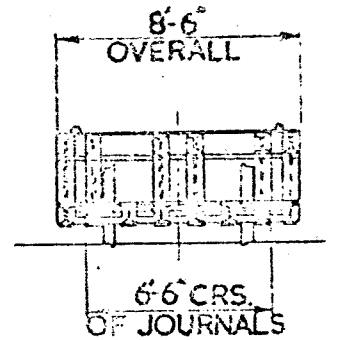
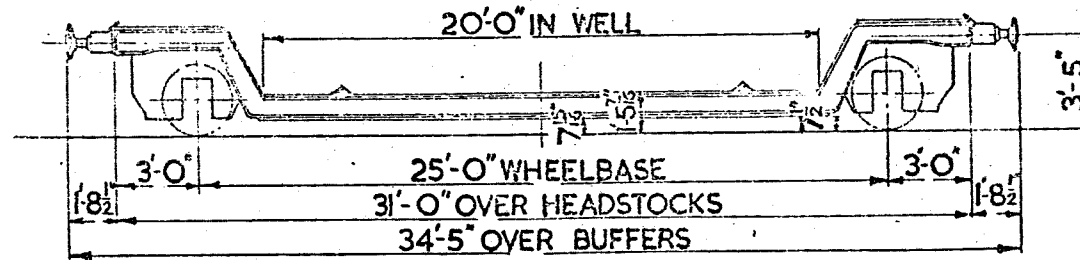
CODE- ENGINEERING DEPT. LORIOT.
 TARE- 13 TONS 11 CWTS.
 MINIMUM CURVE 2 CHAINS.
 METAL FLOOR.



20 TON TROLLEY

901

LETTERED	TEL-CODE	LOT No	QTY.	VEH No.
FLATROLWW	FLATROLWW	3199	3	B900044 TO B900046
LORIGT	LORIGT	3201	2	D999013 AND D999014



TARE:- 14 TONS 8CWTS.

BRAKE:- HAND LEVER & THROUGH PIPE.

MIN. CURVE:- 2 CHAINS

FLOOR:- WOOD & STEEL

WHEELS:- 2'-8" DIA.

JOURNALS:- 4 7/8" DIA.

BUFFERS:- DOWTY HYDRAULIC

BUFFER HEADS:- 1'-1" DIA.

COUPLINGS:- STD. SCREW

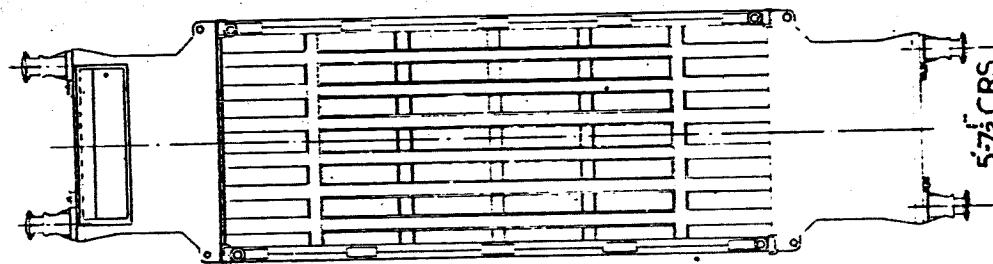
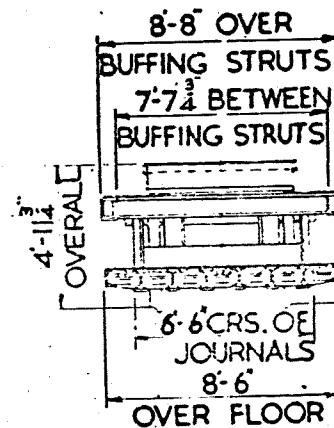
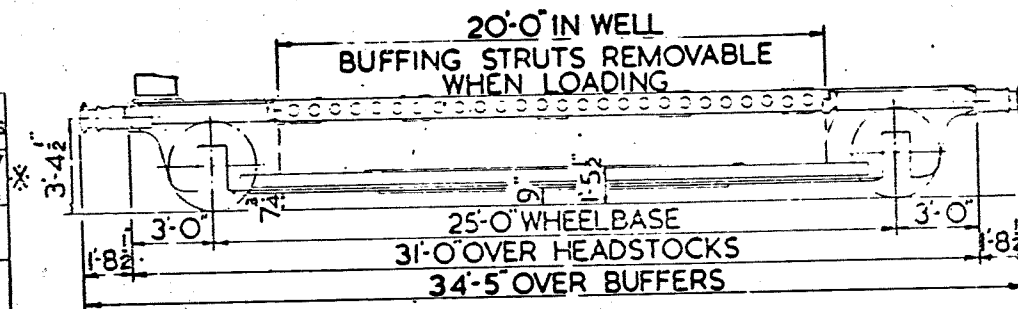
8 BINDING CHAINS WITH SCREW COUPLINGS

20TON LORIOT

902

LETTERED	TEL-CODE	LOT No.	QTY.	VEHNo's
LORIOT	LORIOT	2980	4	DB998007 TO DB998010
LORIOT	LORIOT	3149	2	DB998011 TO DB998012

* 10x5 JOURNALS



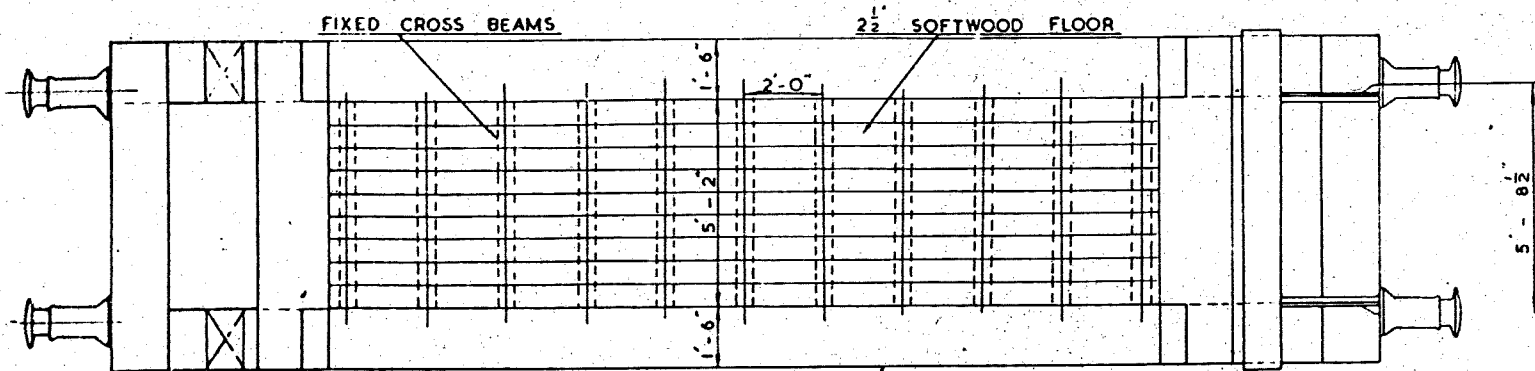
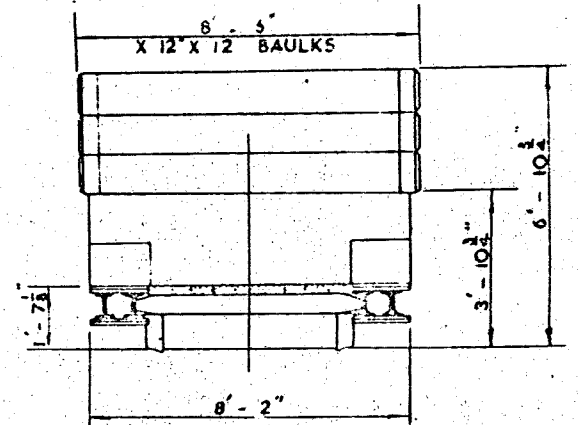
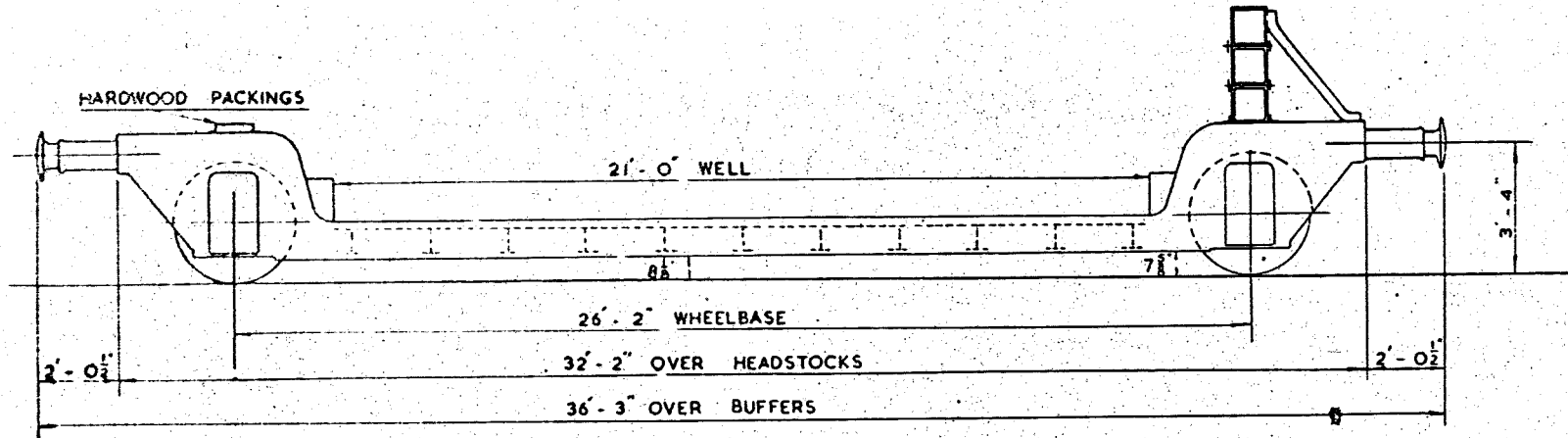
TARE: 13 TONS 17CWTS.
BRAKE. HAND LEVER & THROUGH PIPE
MIN. CURVE. 2 CHAINS.
WOOD FLOOR

WHEELS. 3'-1 1/2" DIA. BUFFERS. SELF CONTAINED.
JOURNALS. 4 7/8" DIA. BUFFER HEADS. 1'-4" DIA.
COUPLINGS. STD. SCREW.
8 BINDING CHAINS WITH SCREW COUPLINGS

20 TON FOUR WHEELED TROLLEY

903

LETTERED FLATROL S.B.



- WHEELS:- 3'-¹/₂" DIA.
- JOURNALS:- 10" X 5"
- BUFFERS:- SELF-CONTAINED
- BUFFER HEADS:- 1'-³/₄" DIA.
- COUPLINGS:- SCREW (U TYPE)

TEL. CODE:- FLATROL S.B.

TARE:- WITH BAULKS 15T-10C.

MIN. CURVE:- 3 CHAINS

MAX. LOAD:- 20T. DISTRIBUTED IN WELL

15T. DISTRIBUTED OVER 10 FT.
AT CENTRE OF WELL.

BRAKE:- HAND LEVER

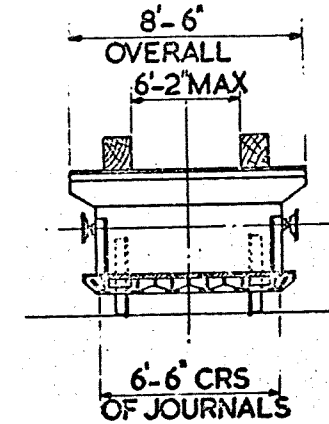
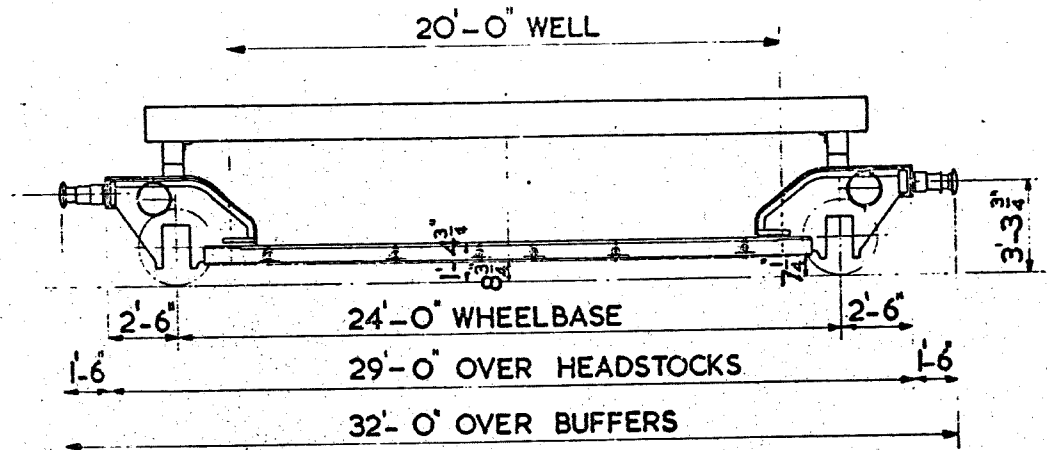
QTY LOT No. VEH No. BUILT AT.

1 2951 DB.998006. LANCING.



20 TON FLAT TROLLEY

904



TARE:- 11 TON 10CWTS WITH BAULKS
 10 TON 9 CWTS WITHOUT BAULKS
 BRAKE:- SCREW HAND & A.V. PIPE
 MIN. CURVE:- 2 CHAINS
 FLOOR:- WOOD & STEEL

WHEELS:- 2'-8" DIA.
 JOURNALS:- 9" x 5" DIA.
 BUFFERS:- SELF CONTAINED
 BUFFER HEADS:- 1'-1" DIA.
 COUPLINGS:- INSTANTER