

BRITISH RAILWAYS
DIAGRAMS
OF
FREIGHT STOCK (B)

© COPYRIGHT NOTICE

This PDF file has been created from the original book with permission of BRB (Residuary) Ltd who, including the relevant successor organisation, retains copyright in the original document.

This PDF courtesy of R. Oldfield, BMRG, 2020.

Individuals may: use, retain and print out this PDF version for their private information or for that of their non-commercial enthusiast society or railway club.

This document and any copies produced from it in any form may not be sold or lent for any payment in any form other than to cover copying or transmission costs. No reproduction permitted in any other form or circumstance without prior permission from the original copyright holder.

CIRCULAR LETTER NO. 7

B.R. REVENUE FREIGHT VEHICLES

There are no vehicles left to the following design codes. Will you please remove these pages and amend the index of your diagram books.

BC 005A	X	CZ 004A	X	MD 003B	X	VV 004B	X
BC 006A	/	FA 001D	X	MD 006A	X	VV 004C	X
BC 006B	X	FA 001E	X	MS 002H	X	VV 005B	X
BD 004A	X	FA 002A	X	OH 004A	X	VV 007A	X
BD 005A	X	FA 003D	X	OL 003A	X	VV 010A	X
BP 001D	X	FD 001A	X	OS 001C	X	VV 011A	X
BR 001A	X	FP 002A	X	OS 001D	X	VV 019A	X
BR 001B	X	FY 001A	X	OS 002A	X	VV 023A	X
BS 001A	/	FY 001B	X	OS 003C	X	VV 024A	X
BS 002A	X	HC 001C	X	OS 005A	X	VV 025A	X
BS 003A	X	HJ 001B	X	OS 007A	X	VV 026A	X
BS 003B	X	HJ 001D	X	OS 007B	X	VV 033A	X
CA 001B	X	HT 005B	X	OS 009A	X	VV 036C	X
CA 005G	X	HT 009E	X	OW 003A	X	VV 037A	X
CA 014A	X	KY 002A	X	OW 005A	X	VV 038A	X
CA 017A	X	MC 007A	X	OW 016B	X	VX 001A	X
CA 017B	/	MC 008A	X	OW 017A	X	VX 001B	X
CA 018D	/	MC 010B	X	OW 017D	X		
CA 020A	X	MC 010C	/	OW 019C	X		
CG 002E	/	MC 011B	/	SP 006B	X		
CG 002H	/	MC 012A	X	SP 010A	X		
CG 003A	X	MC 016A	X	VC 001A	X		
CM 011A	X	MD 003A	X	VC 005A	X		
CU 001A	X			VF 001A	X		
CU 001B	X			VP 005A	X		
CX 001A	X			VS 001A	X		
CX 001C	X			VS 003A	X		

CIRCULAR LETTER NO.8

There are no Vehicles left to the following design codes. Will you please remove these pages and amend the index of your diagram books.

BC 003B	CT 001A	HJ 003D	MD 004A	SP 012A	VV 009B
BC 003D	CT 001B	HK 002B	MD 005A	ST 002A	VV 009C
BC 003E	CT 002A	HT 003C	MD 008A	ST 002B	VV 009D
BD 004B	CT 003A	HT 008B	MD 008D	ST 004A	VV 013A
BM 002B	CT 007A	HT 008D	MD 008E	ST 005A	VV 014A
BP 003A	CT 010A	HT 009B	MD 009A	ST 005B	VV 015A
	CT 010B	HT 009C	MD 010A	ST 007B	VV 015B
CA 007A	CX 002A	HT 009D	MD 011A	ST 008A	VV 016A
CA 008A	CX 002E	HT 010A	ME 001B	ST 009A	VV 016B
CA 009A	CX 003B	HT 010B	ME 002B		VV 016C
CA 010C	CX 003C	HT 011B		UP 001D	VV 017A
CA 011A		HT 011C	OH 003C	UP 003A	VV 018A
CA 012A	FA 001B	HT 011D	OH 006E	UZ 003A	VV 020A
CA 013A	FA 001F	HT 012A	OH 020A	UZ 004A	VV 021B
CA 016A	FA 001G	HT 012B	OS 004A		VV 027A
CA 018C	FF 002A	HT 013A	OV 001B	VC 002A	VV 027B
CA 018E	FG 002A		OW 003B	VC 002B	VV 028A
CG 003B	FL 001D	JA 002A	OW 004A	VC 004A	VV 029A
CG 004A	FL 001E		OW 014D	VC 006B	VV 030A
CG 005A	FP 001A	KV 002A	OW 017B	VC 007A	VV 031A
CH 001B	FP 001B	KV 003A	OW 022A	VF 001B	VV 032A
CH 001D	FV 001A	KV 004A	OW 023A	VF 002B	VV 034A
CH 001H	FV 006A	KV 004B	OW 027A	VF 003A	VV 001B
CC 001D	FV 007A			VR 001A	
CM 005A	FV 007B	MC 002A	SP 003F	VR 002A	
CM 006A	FV 011A	MC 004A	SP 004D	VS 002A	
CM 007A	FW 001A	MC 008A	SP 007A	VV 003A	
CM 011B	FX 002A	MC 010A	SP 008A	VV 004D	
CM 013B	FZ 003A	MC 011C	SP 008C	VV 004E	
CM 019B		MC 013A	SP 009A	VV 008A	
CS 001A		MD 002B	SP 010B	VV 009A	

VEHICLE INDEX 2

DIAGRAM No.	DESCRIPTION	LOT NUMBERS
BC 001A	BOGIE BOLSTER 'C' WAGON	2085, 2271, 2308, 2309, 2406.
BC 001B	BOGIE BOLSTER 'C' WAGON	2496, PART 2583, PART 2616.
BC 002A	BOGIE BOLSTER 'C' WAGON	2760 PART 2616, PART 2818.
BC 002B	BOGIE BOLSTER C WAGON	PART 2616 PART 2818
BC 003A	BOGIE BOLSTER 'C' WAGON	PART 3059, PART 3060
BC 003B	BOGIE BOLSTER 'C' WAGON	PART 3059, PART 3060
BC 003C	BOGIE BOLSTER 'C' WAGON	PARTS 3155, 3162, 3200, 3238, 3341,
BC 003D	BOGIE BOLSTER 'C' WAGON	PARTS 3155, 3162, 3200, 3238, 3341.
BC 003E	BOGIE BOLSTER 'C' WAGON	PART 3397.
BC 004A	BOGIE BOLSTER 'C' WAGON	2098
BC 005A	BOGIE BOLSTER 'C' WAGON	
BC 006A	BOGIE BOLSTER 'C' WAGON	
BC 006B	BOGIE BOLSTER 'C' WAGON	
BC 007A	BOGIE BOLSTER 'C' WAGON	946(M) 287, 348, 349, 392, 759 (L.M.S.)

VEHICLE INDEX 3

DIAGRAM No.	DESCRIPTION	LOT NUMBERS
BD 001A	BOGIE BOLSTER 'D' WAGON	2021
BD 002A	BOGIE BOLSTER 'D' WAGON	2238, 2358, 2979, 3021. PART LOTS 2211, 2237, 2487, 2623, 2624, 2625, 2690, 2691, 2852, 2882, 2787.
BD 002B	BOGIE BOLSTER 'D' WAGON	3104, 3113
BD 002C	BOGIE BOLSTER 'D' WAGON	PART 3028
BD 003A	BOGIE BOLSTER 'D' WAGON	3246
BD 003B	BOGIE BOLSTER 'D' WAGON	3407, 3408
BD 004A	BOGIE BOLSTER 'D' WAGON	
BD 004B	BOGIE BOLSTER 'D' WAGON	
BD 004C	BOGIE BOLSTER 'D' WAGON	
BD 005A	BOGIE BOLSTER 'D' WAGON	1459, 1513 (L.M.S.)
BD 006A	BOGIE BOLSTER 'D' WAGON.	3907
BE 001A	BOGIE BOLSTER 'E' WAGON	3343, 3440

VEHICLE INDEX 4

DIAGRAM No.	DESCRIPTION	LOT NUMBERS
BH 001A	BOGIE BOLSTER 'H' WAGON.	ALL PART LOTS 3162, 3200, 3238, 3341, 3397.
NEJ 001A	STEEL CARRIER BOGIE BOLSTER 'A' 'B'.	3295
BM 001A	BOGIE BOLSTER 'B' WAGON	3415.
BM 002A	BOGIE BOLSTER 'B' WAGON	PART 3414.
BM 002B	BOGIE BOLSTER 'B' WAGON	PART 3414.
BP 001A	BOPLATE WAGON.	2010, 2185, 2211, 2237, 2344, 2455, 2487, 2456, 2618, 2623, 2624, 2625, 2690, 2691, 2722, 2787, 2852, 2882, 2930, 3014, 3055.
BP 001B	BOPLATE WAGON.	3235, 3236.
BP 001C	BOPLATE WAGON.	PART 2133.
BP 001D	BOPLATE WAGON.	1422 (L.M.S.) 1455 (L.M.S.)
BP 001E	BOPLATE WAGON.	PART 2133.
BP 002A	BOPLATE WAGON.	3229.
BP 002B	BOPLATE WAGON.	3240.
BP 003A	BOPLATE WAGON	
BQ 001A	BOGIE BOLSTER 'Q' WAGON.	ALL EX LOTS 3155, 3162, 3200, 3238, 3341, 3397.

VEHICLE INDEX 5

DIAGRAM No.	DESCRIPTION	LOT NUMBERS
BR 001A	BORAIL WAGON	1286, 1292 (L.M.S.)
BR 001B	BORAIL WAGON	1293 (L.M.S.)
BR 002A	BORAIL WAGON	3268, 3333
BR 003A	BORAIL WAGON	3263
BR 004A	BORAIL WAGON	3267, 3334
BS 001A	BORAIL WAGON	1305 (W) PART 2208
BS 002A	BORAIL WAGON	
BS 003A	BORAIL WAGON	
BS 003B	BORAIL WAGON	

VEHICLE INDEX 6

DIAGRAM No.	DESCRIPTION	LOT NUMBERS
CA 001A	BRAKE VAN	PART 2051
CA 001B	BRAKE VAN	PART 2051
CA 002A	BRAKE VAN	PART 2026
CA 002B	BRAKE VAN	PART 2026
CA 003A	BRAKE VAN	PART 2136, PART 2206, PART 2207, PART 2741
CA 003B	BRAKE VAN	PART 2741
CA 003C	BRAKE VAN	PART 2741
CA 003D	BRAKE VAN	PARTS 2136, 2206, 2207, 2741
CA 003E	BRAKE VAN	PART 2207
CA 004A	BRAKE VAN	PART 2052
CA 004B	BRAKE VAN	PART 2052
CA 005A	BRAKE VAN	PART 2137, PART 2349, PART 2350, PART 2477, PART 2478, PART 2605, PART 2606
CA 005B	BRAKE VAN	PART 2868, PART 3012, PART 3129
CA 005C	BRAKE VAN	PARTS 2868, 3012, 3129
CA 005D	BRAKE VAN	PARTS 2349, 2478, 2605, 2606
CA 005E	BRAKE VAN	PARTS 2137, 2349, 2350, 2477, 2478, 2605, 2606
CA 005F	BRAKE VAN	PARTS 2868, 3012, 3129
CA 005G	BRAKE VAN	PART 2605
CA 006A	BRAKE VAN	PART 3227, PART 3394
CA 006B	BRAKE VAN	PART 3227
CA 006C	BRAKE VAN	PART 3227, PART 3394
CA 006D	BRAKE VAN	PART 3227, PART 3394
CA 006E	BRAKE VAN	PART 3227
CA 007A	BRAKE VAN	
CA 008A	BRAKE VAN	
CA 009A	BRAKE VAN	

VEHICLE INDEX 7

DIAGRAM No.	DESCRIPTION	LOT NUMBERS
CA 010A	BRAKE VAN	
CA 010B	BRAKE VAN	
CA 010E	BRAKE VAN	
CA 011A	BRAKE VAN	
CA 012A	BRAKE VAN	
CA 013A	BRAKE VAN	
CA 014A	BRAKE VAN	1278, PART 1291 (L.M.S)
CA 014B	BRAKE VAN	1279, 1281, 1284, PART 1291 (L.M.S.)
CA 015A	BRAKE VAN	1363, ALL PART LOTS 1316, 1332, 1387, 1424, 1470, 1471, 1343, 1518, 1517. (L.M.S)
CA 015B	BRAKE VAN	ALL PART LOTS 1517, 1316, 1332, 1343, 1387, 1424, 1470, 1518, 1471 (L.M.S)
CA 016A	BRAKE VAN	
CA 017A	BRAKE VAN	PARTS 3222, 3355
CA 017B	BRAKE VAN	PARTS 3222, 3355
CA 018A	BRAKE VAN	
CA 018B	BRAKE VAN	
CA 018C	BRAKE VAN	322
CA 018D	BRAKE VAN	
CA 018E	BRAKE VAN	
CA 019A	BRAKE VAN	
CA 020A	BRAKE VAN	
CA 028A	BOGIE BRAKE VAN	
CA 028B	BOGIE BRAKE VAN	

VEHICLE INDEX 8

DIAGRAM No.	DESCRIPTION	LOT NUMBERS
CB 001A	HOPPER LIME WAGON	3680
CC 001A	HOPPER SAND	PARTS 2843, 2987
CC 001B	HOPPER SAND	PARTS 2375, 2408, 2767, 2842, 2843, 2987
CC 001C	HOPPER SAND	PARTS 3088, 3089
CC 001D	HOPPER SAND	PART 3089
CC 001E	HOPPER SAND	PART 3393
CC 001F	HOPPER SAND	PART 3431
CG 002A	HOPPER GRAIN WAGON	PART 2009
CG 002B	HOPPER GRAIN WAGON	ALL PART LOTS 2183, 2447, 2448, 2656, 2709, 2925, 2994
CG 002C	HOPPER GRAIN WAGON	3233, 3234
CG 002D	HOPPER GRAIN WAGON	3166,
CG 002E	HOPPER GRAIN WAGON	PARTS 373, 402, 723, 755, 833, 924, 1019, 1208 (L.M.S.)
CG 002F	HOPPER GRAIN WAGON	PART 2009
CG 002G	HOPPER GRAIN WAGON	PARTS 2183, 2447, 2448, 2656, 2709, 2925, 2994
CG 002H	HOPPER GRAIN WAGON	PARTS 373, 402, 723, 755, 833, 924, 1019, 1208 (L.M.S.)
EG 003A	HOPPER GRAIN WAGON	PART 1158, 1259 (W)
EG 003B	HOPPER GRAIN WAGON	PART 1158 (W)
EG 004A	HOPPER GRAIN WAGON	1006. (W)
EG 005A	HOPPER GRAIN WAGON	
CH 001A	HOPPER WAGON	PART 2376
CH 001B	HOPPER WAGON	PARTS 2407, 2408, 2708, 2767, 2768, 2842, 2843, 2987
CH 001C	HOPPER WAGON	PARTS 2375, 2376
CH 001D	HOPPER WAGON	PARTS 2407, 2408, 2708, 2767, 2768, 2842, 2843, 2987
CH 001E	HOPPER WAGON	PART 3088
CH 001F	HOPPER WAGON	PART 3089
CH 001G	HOPPER WAGON	3204, PART 3089
CH 001H	HOPPER WAGON	PART 3215
CH 001J	HOPPER WAGON	PART 3289
CH 001K	HOPPER WAGON	PARTS 3393, 3431, 3431
CH 001L	HOPPER WAGON	PARTS 3393, 3431
CH 001M	HOPPER WAGON	PART 3215

VEHICLE INDEX 9

DIAGRAM No.	DESCRIPTION	LOT NUMBERS
CH 001	HOPPER WAGON	PART 3393 & 3431
CM 001A	MILK TANK	PART 1077 (L.M.S.)
CM 002A	MILK TANK.	PART 1077 (L.M.S.)
CM 003A	MILK TANK.	HOO 921.
CM 004A	MILK TANK.	PART 1580, PART 1614, PART 1640. (L.M.S.)
CM 004B	MILK TANK.	PART 1580, PART 1614, PART 1640. (L.M.S.)
CM 005A	UNDERFRAME FOR ROAD RAIL MILK TANK.	878, 931, 932 (L.M.S.)
CM 006A	UNDERFRAME FOR ROAD RAIL MILK TANK.	1008, 1240, 1491 (L.M.S.)
CM 007A	MILK TANK.	1641 (L.M.S.)
CM 008A	MILK TANK.	
CM 008B	MILK TANK.	
CM 009A	MILK TANK.	
CM 010A	MILK TANK	
CM 011A	MILK TANK	1483 (W)
CM 011B	MILK TANK	1387, 1486, 1488, 1515, 1543, 1549, 1565 (W)
CM 012A	MILK TANK	1497, 1517, 1585. (W)
CM 012B	MILK TANK	1619, 1668, 1671. (W)

VEHICLE INDEX IO

DIAGRAM No.	DESCRIPTION	LOT NUMBERS
CM 013A	MILK TANK	1561, 1607, 1613 (W)
CM 013B	MILK TANK	1583 (W)
CM 013C	MILK TANK	1669, 1672, 1676, 1677, 1679, 1680 (W)
CM 013D	MILK TANK	1478
CM 014A	MILK TANK	1387 (W)
CM 015A	MILK TANK	1678 (W)
CM 016A	MILK TANK	1696 (W)
CM 017A	MILK TANK	1697, 1698, 1699 (W)
CM 017B	MILK TANK	1758 (W)
CM 018A	MILK TANK	PART 1725, PART 1733, PART 1741, PART 1760 (W)
CM 018B	MILK TANK	PART 1725, PART 1733, PART 1741, PART 1760 (W)
CM 019A	MILK TANK	1700, 1716 (W)
CM 019B	MILK TANK	PART 1727 (W)
CM 019C	MILK TANK	PART 1727, 1743 (W)
CM 020A	MILK TANK	1717 (W)
CM 020B	MILK TANK	1742 (W)
CM 021A	MILK TANK	PART 1761 (W)
CM 021B	MILK TANK	PART 1761 (W)
CM 022A	MILK TANK	1756, 1757 (W)
CM 023A	MILK TANK	1759 (W)
CM 024A	MILK TANK TRUCK	1653 (W)

VEHICLE INDEX II

DIAGRAM No.	DESCRIPTION	LOT NUMBERS
CM 025A	UNDERFRAME FOR ROAD RAIL MILK TANK	
CM 026A	MILK TANK	
CM 027A	MILK TANK	
CM 028A	MILK TANK	
CM 029A	MILK TANK	
CP 001A	PRESFLO WAGON	PARTS 2769, 2863, 3029
CP 001B	PRESFLO WAGON	3323, 3361, 3406, 3409, 3497, PARTS 2769, 2863, 3029, 3156, 3175, 3176, 3177
CP 001C	PRESFLO WAGON	PARTS 3156, 3175, 3176, 3177.
CP 001D	PRESFLO WAGON	2679
CP 001E	PRESFLO WAGON	PART 2863
CP 001F	PRESFLO WAGON	PARTS 2863, 2769, 3029
CP 002A	PRESFLO WAGON	PART 3323
CP 003A	PRESFLO WAGON	3483
CQ 001A	PRESTWIN WAGON	3313, 3467.
CQ 002A	PRESTWIN WAGON	3405, 3460.

VEHICLE INDEX 12		
DIAGRAM No.	DESCRIPTION	LOT NUMBERS
CF 001A	FLY ASH WAGON	PART 3483
C\$ 002A	FLY ASH WAGON	3491, 3515, 3516
C\$ 002B	FLY ASH WAGON	3531
C\$ 002C	FLY ASH WAGON	3663
CF 001A	UNDERFRAME FOR DEMOUNTABLE TANK	EX 2194
CF 001B	UNDERFRAME FOR DEMOUNTABLE TANK	EX 2407, EX 2998
CF 002A	TANK UNDERFRAME	EX 2972, EX 3083, EX 3153
CF 003A	UNDERFRAME FOR DEMOUNTABLE TANK (LIQUORIED AMMONIUM)	EX 2972, EX 3153
GU 001A	BOGIE TANK	2076, 2621, PART 3404
GU 001B	BOGIE TANK	PART 3404
CF 005A	TANK WAGON (CLERSS B)	2410
CF 006A	TANK WAGON (ETHYLENE OXIDE)	2170
CL 007A	UNDERFRAME FOR DEMOUNTABLE TANK (BEER)	2393, 2394, 2395, 2566, 2649, 2774, 2946
CT 008A	UNDERFRAME FOR DEMOUNTABLE TANK (SODIUM SILICATE)	2427
CF 009A	TANK WAGON	
CF 010A	BROMINE TANK WAGON	PART 3338
CF 010B	BROMINE TANK WAGON	PART 3338

VEHICLE INDEX 13

DIAGRAM No.	DESCRIPTION	LOT NUMBERS
CX 001A	GUNPOWDER VAN	PART 415, PART 1027, PART 1200 (L.M.S)
CX 001B	GUNPOWDER VAN	PART 415, PART 1027, PART 1200, 923 (L.M.S.)
CX 001C	GUNPOWDER VAN	709 (L.M.S.)
CX 002A	GUNPOWDER VAN	PART 2499, PART 2544
CX 002B	GUNPOWDER VAN	PART 2499, PART 2544, 2490, 2689, 2872
CX 002C	GUNPOWDER VAN	PART 1337 (L.M.S.)
CX 002D	GUNPOWDER VAN	3099, 3237
CX 002E	GUNPOWDER VAN	PART 1337 (L.M.S.)
CX 003A	GUNPOWDER VAN	
CX 003B	GUNPOWDER VAN	935 (W)
CX 003C	GUNPOWDER VAN	PART 1346 (W)
CX 003D	GUNPOWDER VAN	PART 1346 (W)
CZ 002A	HOPPER SUGAR WAGON	EX 3088
CZ 002C	HOPPER SUGAR WAGON	EX 3089
CZ 002D	HOPPER SUGAR WAGON	EX 3431
CZ 004A	HOPPER LIME WAGON	PARTS 866,867,940,941,966,967,1020,1133 (L.M.S.)
CZ 005A	HOPPER ALUMINA ORE WAGON	
CZ 005B	HOPPER ALUMINA ORE WAGON	

VEHICLE INDEX 15

DIAGRAM No.	DESCRIPTION	LOT NUMBERS
FD 001A	CONFLAT 'D' WAGON	
FE 001A	CONFLAT 'E' WAGON.	EX 3235, EX 3236, EX 3240.
FE 001B	CONFLAT 'E' WAGON.	EX 3229.
FE 001C	CONFLAT 'E' WAGON.	EX 3229.
FE 001D	CONFLAT 'E' WAGON.	EX 3229.
FF 001A	FREIGHTLINER INNER VEHICLE.	3499.
FF 001B	FREIGHTLINER INNER VEHICLE.	3560, 3618, 3621, 3626, 3630, 3653, PART 3652.
FF 001C	FREIGHTLINER INNER VEHICLE.	PART 3676, 3689, 3691, 3712.
FF 001D	FREIGHTLINER INNER VEHICLE.	3742, 3766, 3768, 3806, 3848.
FF 001E	FREIGHTLINER INNER VEHICLE.	PART 3676, PART 3652.
FF 002A	FREIGHTLINER INNER VEHICLE	PART 3480
FF 003A	LOWLINER INNER VEHICLE.	3714.
FF 004A	FREIGHTLINER INNER VEHICLE	
FG 002A	FREIGHTLINER OUTER VEHICLE.	PART 3480
FG 003A	LOWLINER 'A' VEHICLE.	3729.

VEHICLE INDEX 17

DIAGRAM No.	DESCRIPTION	LOT NUMBERS
FT 00IA	CONFLAT 'T' WAGON	
FT 00IB	CONFLAT 'T' WAGON	
FV 002A	BOCAR VEHICLE.	
FV 003A	CARFLAT WAGON	
FV 003B	CARFLAT WAGON	3867,3831,3868
FV 003C	CARFLAT WAGON	PART 3679
FV 003D	CARFLAT WAGON	PART 3536
FV 003E	CARFLAT WAGON	PART 3536
FV 003F	CARFLAT WAGON	PART 3715, 3758
FV 003G	CARFLAT WAGON	3758
FV 003H	CARFLAT WAGON	PART 3079
FV 004A	CARFLAT WAGON	2470, 3485
FV 005A	CARFLAT WAGON	PART 3283
FV 005B	CARFLAT WAGON	PART 3283
FV 005C	CARFLAT WAGON	PART 3283
FV 006A	CARFLAT WAGON	PART 3283
FV 007A	CARFLAT WAGON	PART 3358
FV 007B	CARFLAT WAGON	PART 3358
FV 008A	CARFLAT WAGON	PART 3058

VEHICLE INDEX 18

DIAGRAM No	DESCRIPTION	LOT NUMBER
FV 009A	CARFLAT WAGON	3587
FV 010A	CARFLAT WAGON	3589, 3534, 3592, 3542, 3640, 3544, 3548, 3552, 3553, 3554, 3562, 3642, PARTS 3532, 3593, 3543, 3563, 3544, 3637, 3641, 3535
FV 010B	CARFLAT WAGON	3588 3589
FV 010C	CARFLAT WAGON	3599 , PART 3637.
FV 011A	CARFLAT WAGON	3541, 3563, PART 3543, PART 3564.
FV 011B	CARFLAT WAGON	PARTS 3533, 3553, 3563, 3532, 3534, 3535. FULL 3562, 3554
FV 012A	CARFLAT WAGON	3305, 3320, 3312, 3321.
FV 014A	CARFLAT WAGON	PART 3362
EW 001A	CONFLAT ISO WAGON	EX 3165, EX 3259
FY 002A		
FY 001A	CONFLAT WAGON	3814
FV 001B	CONFLAT WAGON	EX 3299
FZ 003A	CONFLAT 'B' WAGON	EX 2046, EX 2047, EX 2846
FZ 004A	LOWLINER INNER VEHICLE	3714
FZ 005A	LOWLINER OUTER VEHICLE	3713
FE 015A	LOWLINER OUTER VEHICLE	3730

VEHICLE INDEX.19

DIAGRAM No	DESCRIPTION	LOT NUMBERS
HA OOIA	HOPPER COAL WAGON	PART 3645
HA OOIB	HOPPER COAL WAGON	PART 3645
HA OO2A	HOPPER COAL WAGON	3558, 3688, 3699, 3720, 3751, 3788, 3815, 3844, PART 3528
HA OOIB	HOPPER COAL WAGON	PART 3574, PART 3575, PART 3646, PART 3647, PART 3670, PART 3887
HB OOIA	MINERAL HOPPER WAGON	3881,3885
HC OOIA	HOPPER COKE WAGON	PART 2039
HC OOIB	HOPPER COKE WAGON	2198,2343,2474,2732, ALL PARTS 2603,2859, 3003
HC OOIC	HOPPER COKE WAGON	PART 2039
HC OOID	HOPPER COKE WAGON	ALL PARTS 2603, 2859, 3003
HC OO2A	HOPPER COKE WAGON	PART 3122
HC OO2B	HOPPER COKE WAGON	PART 3122
HC OO3A	HOPPER COKE WAGON	PART 3122
HJ OOIA	HOPPER IRONSTONE WAGON	PART 2055
HJ OOIB	HOPPER IRONSTONE WAGON	PART 2055
HJ OOIC	HOPPER IRONSTONE WAGON	PARTS 2148, 2149, 2150.
HJ OOID	HOPPER IRONSTONE WAGON	PARTS 2148, 2149, 2150.

DIAGRAM No		VEHICLE INDEX. 20 DESCRIPTION		LOT NUMBERS
HJ	002A	HOPPER	IRONSTONE WAGON	PART 3142
HJ	002B	HOPPER	IRONSTONE WAGON	PART 3189
HJ	002C	HOPPER	IRONSTONE WAGON	PARTS 2733,3001
HJ	002D	HOPPER	IRONSTONE WAGON	PARTS 2733,3001
HJ	003A	HOPPER	IRONSTONE WAGON	PART 2733, PART 3001
HJ	003B	HOPPER	IRONSTONE WAGON	PART 2733, PART 3001
HJ	003C	HOPPER	IRONSTONE WAGON	PART 3189
HJ	003D	HOPPER	IRONSTONE WAGON	PART 3189
H K	001A	HOPPER	IRONSTONE WAGON	2962
H K	002A	HOPPER	IRONSTONE WAGON	PART 3142
H K	002B	HOPPER	IRONSTONE WAGON	PART 3142
H K	003A	HOPPER	IRONSTONE WAGON	PART 3002
H K	003B	HOPPER	IRONSTONE WAGON	PART 3002
H\$	001A	HOPPER	COAL WAGON	2038, 2129, 2138, 2139, 2140
H\$	001B	HOPPER	COAL WAGON	2282, 2283

VEHICLE INDEX. 21

DIAGRAM No	DESCRIPTION	LOT NUMBERS
HT 001 A	HOPPER COAL WAGON	ALL PARTS 2052,2053,2054.
HT 001 B	HOPPER COAL WAGON	ALL PARTS 2052,2053,2054.
HT 002 A	HOPPER COAL WAGON	ALL PARTS 2163,2164,2165,2166,2167,2168,2212.
HT 002 B	HOPPER COAL WAGON	ALL PARTS 2163,2164,2165,2166,2167,2168,2212.
HT 003 A	HOPPER COAL WAGON	ALL PARTS 2402,2403,2727,2728.
HT 003 B	HOPPER COAL WAGON	ALL PARTS 2402,2403,2727,2728.
HT 003 C	HOPPER COAL WAGON	PART 2727
HT 004 A	HOPPER COAL WAGON	PARTS 2330,2400,2401,2552,2713,2726,2731,2932,2933,2934,2935,2954,3013,3045.
HT 004 B	HOPPER COAL WAGON	ALL PARTS 2166,2330,2400,2401,2552,2713,2726,2731,2932,2933,2934,2935,2954,3013,3030,3031,3032,3033,3035,3036,3037,3045,3157,3158,3159,3160. FULL LOT 3034.
HT 004 C	HOPPER COAL WAGON	ALL PARTS 2552,2731,3013,3045
HT 004 D	HOPPER COAL WAGON	ALL PARTS 3013,3030,3031,3032,3033,3035,3036,3037,3045,3157,3158,3159,3160.
HT 005 A	HOPPER COAL WAGON	EX 2052, EX 2053, EX 2054.
HT 005 B	HOPPER COAL WAGON	EX 2052, EX 2053, EX 2054.
HT 006 A	HOPPER COAL WAGON	PART 3120
HT 006 B	HOPPER COAL WAGON	PART 3120
HT 007 A	HOPPER COAL WAGON	PARTS 2402,2403
HT 007 B	HOPPER COAL WAGON	PARTS 2402,2403
HT 007 C	HOPPER COAL WAGON	
HT 008 A	HOPPER COAL WAGON	EX 2330,2400,2401,2552,2713,2727,2731,2726.
HT 008 B	HOPPER COAL WAGON	EX 2330,2400,2401,2552,2713,2731,2726
HT 008 C	HOPPER COAL WAGON	EX 2552, EX 2713, EX 2726, EX 2731
HT 008 D	HOPPER COAL WAGON	EX 2552, EX 2713, EX 2726, EX 2731
HT 009 A	HOPPER COAL WAGON	3160 PARTS,3120,3157.
HT 009 B	HOPPER COAL WAGON	ALL PARTS 3013,3045
HT 009 C	HOPPER COAL WAGON	PARTS 3013,3045.
HT 009 D	HOPPER COAL WAGON	PARTS 3120,3157.

VEHICLE INDEX 22

DIAGRAM No	DESCRIPTION	LOT NUMBERS
HT 009E	HOPPER COAL WAGON	PART 3120
HT 010A	HOPPER COAL WAGON	
HT 010B	HOPPER COAL WAGON	
HT 011B	HOPPER COAL WAGON	PART 3120
HT 011C	HOPPER COAL WAGON	PART 3120
HT 011D	HOPPER COAL WAGON	PART 3120
HT 012A	HOPPER COAL WAGON	
HT 012B	HOPPER COAL WAGON	
HT 013A	HOPPER COAL WAGON	
HT 030A	HOPPER COAL WAGON	PART 3916
HT 030B	HOPPER COAL WAGON	PART 3916
HU 001A	HOPPER COAL WAGON	2504 , PART 2609
HU 001B	HOPPER COAL WAGON	3426
HU 001C	HOPPER COAL WAGON	PART 3466,3525,3526
HU 001D	HOPPER COAL WAGON	PART 3466,
HU 001E	HOPPER COAL WAGON	2609,3121 , 3314 , 3374 , 3437.
HU 002A	HOPPER COAL WAGON	3315 , 3425

VEHICLE INDEX 23

DIAGRAM No	DESCRIPTION	LOT NUMBERS
JA OOIA	COIL STRIP WAGON	3014
JA OOIB	COIL STRIP WAGON	3399
JE OOIA	COIL 'E' WAGON	EX 3414
JE OOIB	COIL 'E' WAGON	PART 3414
JG OOIA	COIL 'G' WAGON	PART 3414
JK OOIA	COIL 'K' WAGON	PART 3359
JM OOIA	COIL 'M' WAGON	EX 3246
JM OOIB	COIL 'M' WAGON	EX 3246
JM OOIC	COIL 'M' WAGON	EX 3407, EX 3408.
JP OOIA	COIL 'P' WAGON	8000
JP OOIB	COIL 'P' WAGON	8000
JR OOIA	COIL 'R' WAGON	EX 3343
J\$ OOIA	COIL 'S' WAGON	EX 3343

VEHICLE INDEX. 24

DIAGRAM No	DESCRIPTION	LOT NUMBERS
JT OOIA	COIL 'T' WAGON	EX 3359
JU OOIA	COIL 'U' WAGON	EX 3343, EX 3340
JV OOIA	COIL STRIP WAGON	3015
JX OOIA	COIL 'X' WAGON	2098
JY OOIA	COIL STRIP WAGON	2209

VEHICLE INDEX 26

DIAGRAM No	DESCRIPTION	LOT NUMBERS
KF OOIA	COIL 'F' WAGON	EX 2199, EX 2327, EX 2476, EX 2604, EX 2734, EX 2862, EX 3223, EX 3338.
KF OOIB	COIL 'F' WAGON	EX 2734, EX 3223.
KG OOIA	PIG COIL WAGON	EX 2446, EX 2586
KH OOIA	COIL 'H' WAGON	EX 2867
KJ OOIA	COIL 'J' WAGON	
KJ OOIB	COIL J WAGON	
KL OOIA	COIL 'L' WAGON	EX 3429
KM OOIA	MIN COIL WAGON	3143, 3146, 3178, 2806, 2810, 3076, 3145, 2907, 3063, 2912, 3144, 3062, 2915, 2923, 3042.

VEHICLE INDEX 28

DIAGRAM No	DESCRIPTION	LOT NUMBERS
KY 001A	COIL V WAGON	EX 3242, EX 3322, EX 3365
KJ 002A		
KV 003A	COIL V WAGON	EX 3242, EX 3322, EX 3365
KV 004A	COIL V WAGON	EX 2749, EX 3322, EX 3138, EX 3242
KV 004B	COIL V WAGON	EX 2742, EX 3322, EX 3138, EX 3242
KY 001A	COIL Y WAGON	EX 2179, EX 2315, EX 2415, EX 2462, EX 2551, EX 2723, EX 2834, EX 3026
KX 002A	COIL V WAGON	EX 2409, EX 2396, EX 2397, EX 2484
KY 003A	COIL Y WAGON	EX 2342, EX 2468, EX 2479
KY 004A	COIL Y WAGON	EX 2694, EX 2704
MC 001A	MINERAL WAGON	SEE MC 001A LOT No. SHEET.
MC 001B	MINERAL WAGON	PART 2385, PART 2917, PART 3144, PART 3178.
MC 001C	MINERAL WAGON	PART 2917, PART 2918, PART 2919, PART 2920, PART 2921, PART 2922, PART 3062.
MC 001D	MINERAL WAGON	ALL PARTS 3143, 3054, 2907, 2915, 2923, 2635, 2637, 2685, 3042, 3076, 3145, 3146, 2634, 2810, 2812, 2917, 3063.
MC 001E	MINERAL WAGON	SEE MC 001E LOT No. SHEET.
MC 001F	MINERAL WAGON	3144, 3178 PARTS 2385, 2788, 2917, 2920
MC 001G	MINERAL WAGON	PARTS 2255, 2637, 2687, 2797, 2917 TO 2923, 3062, 3063.
MC 001H	MINERAL WAGON	PARTS 2302, 2634, 2635, 2636, 2685, 2696, 2806, 2810, 2907, 2912, 2915, 3054, 3143, 2637, 2917, 2923, 3063.
MC 001J	MINERAL WAGON	PART 3144

VEHICLE INDEX 29

DIAGRAM No	DESCRIPTION	LOT NUMBERS
MC 002A	MINERAL WAGON	PARTS 2473, 2480, 2502
MC 002B	MINERAL WAGON	2105, 2123, PARTS 2473, 2480, 2502.
MC 003A	MINERAL WAGON	PARTS 2599, 2992, 2993, 3043, 3146
MC 003B	MINERAL WAGON	PARTS 3042, 3076, 3145, 3146
MC 003C	MINERAL WAGON	ALL PARTS 2257, 2599, 2636, 2670, 2771, 2992, 2993, 3042, 3043, 3146, FULL 2123, 2210, 2287, 2288, 2292, 2486.
MC 003D	MINERAL WAGON	PARTS 3042, 3076, 3145, 3146
MC 003E	MINERAL WAGON	
MC 004A	MINERAL WAGON	PARTS 2160, 2161, 2162, 2242, 2243
MC 004B	MINERAL WAGON	PARTS 2160, 2161, 2162, 2242, 2243
MC 005A	MINERAL WAGON	2001, 208, 2272, 7, 9, 2304, 2306, 2405, 6, 2517, 6, 2646, 7, 9, 2796, 2011, 2567
MC 006A	MINERAL WAGON	2288
MC 007A	MINERAL WAGON	PART 2331
MC 007B	MINERAL WAGON	PART 2331
MC 007C	MINERAL WAGON	PART 2331
MC 008A	MINERAL WAGON	276L
MC 009A	MINERAL WAGON	
MC 010A	MINERAL WAGON	PART 1415, PART 1468 (L.M.S.)
MC 010B	MINERAL WAGON	PART 1415, PART 1468 (L.M.S.)
MC 010C	MINERAL WAGON	
MC 011A	MINERAL WAGON	PART 1516, PART 1540 (L.M.S.)
MC 011B	MINERAL WAGON	PART 1516, (L.M.S.)
MC 011C	MINERAL WAGON	PART 1516, PART 1540 (L.M.S.)

VEHICLE INDEX 30

DIAGRAM No.	DESCRIPTION	LOT NUMBERS
MC 012A	MINERAL WAGON	2287
MC 013A	MINERAL WAGON	
MC 014A	MINERAL WAGON	
MC 015A	MINERAL WAGON	
MC 016A	MINERAL WAGON	
MC 017A	MINERAL WAGON	2104, 2104, 2210
MD 001A	MINERAL WAGON	
MD 002A	MINERAL WAGON	
MD 002B	MINERAL WAGON	
MD 003A	MINERAL WAGON	990 TO 994, PART 1366, PART 1388, PART 1425 (L.M.S.)
MD 003B	MINERAL WAGON	PART 1366, PART 1388, PART 1425 (L.M.S.)
MD 004A	MINERAL WAGON	
MD 005A	MINERAL WAGON	1056, 1058, 1084, 1103, 1269 (W)
MD 006A	MINERAL WAGON	1480, 1596 (L.M.S.)

VEHICLE INDEX 32

DIAGRAM No.	DESCRIPTION	LOT NUMBERS
ME OO1A	MINERAL WAGON	PART 2460, PART 2600, PART 2602
ME OO1B	MINERAL WAGON	PART 2460, PART 2600, PART 2602
ME OO2A	MINERAL WAGON	3244
ME OO2B	MINERAL WAGON	3302, 3389, 3427
MF OO1A	IRON & STEEL SCRAP WAGON 46t	3903
M\$ OO1A	IRONSTONE TIPPLER WAGON	PART 2274, PART 2275
M\$ OO1B	IRONSTONE TIPPLER WAGON	PART 2310, PART 2601
M\$ OO1C	IRONSTONE TIPPLER WAGON	PART 2274, PART 2275
M\$ OO1D	IRONSTONE TIPPLER WAGON	PART 2310, PART 2601
M\$ OO2A	IRONSTONE TIPPLER WAGON	PARTS 2498, 2730, 2844, 2988, 3324
M\$ OO2B	IRONSTONE TIPPLER WAGON	PART 3091
M\$ OO2C	IRONSTONE TIPPLER WAGON	PART 3091
M\$ OO2D	IRONSTONE TIPPLER WAGON	3363
M\$ OO2F	IRONSTONE TIPPLER WAGON	PART 3091
M\$ OO2G	IRONSTONE TIPPLER WAGON	3075, PARTS 2498, 2730, 2844, 2988, 3324
M\$ OO2H	IRONSTONE TIPPLER WAGON	PART 3091
M\$ OO2J	IRONSTONE TIPPLER WAGON	PART 3091
M\$ OO2K	IRONSTONE TIPPLER WAGON	PART 3091
M\$ OO2L	IRONSTONE TIPPLER WAGON	PART 3091
M\$ OO2M	IRONSTONE TIPPLER WAGON	PART 3091
M\$ OO3B	IRONSTONE TIPPLER WAGON	PART 1600 (11 WPS)
MT OO1A	IRONSTONE TIPPLER WAGON	3859

VEHICLE INDEX 33

DIAGRAM No.	DESCRIPTION	LOT NUMBERS
0A 001A	OPEN GOODS WAGON - AB (45 tonnes G.L.W.)	3727.
0B 001A	OPEN GOODS WAGON - AB (46 tonnes G.L.W.)	3907.
0B 001B	TUBE WAGON (45 tonnes G.L.W.)	EX 3727.
0H 001A	HYBAR WAGON.	PART 2128.
0H 001B	HYBAR WAGON.	PARTS 2195,2196,2197,2341,2361,2366.
0H 001C	HYBAR WAGON.	PART 2366.
0H 002A	HYBAR WAGON.	2369,2466.
0H 003A	HYBAR WAGON.	PARTS 2469,2704.
0H 003B		
0H 004A	HYBAR WAGON.	
0H 005A	HYBAR WAGON.	
0H 006A	HYBAR WAGON.	PART 2128.
0H 006B	HYBAR WAGON.	PARTS 2195,2196,2197,2341,2361,2366.
0H 006C	HYBAR WAGON.	PART 2366.
0H 006D	HYBAR WAGON.	2342,2468,PART 2479.
0H 006E	HYBAR WAGON.	
0H 020A		
0H 007A	HIGH GOODS WAGON.	PARTS 2469,2704.
0H 008A	HIGH GOODS WAGON.	
0H 009A	HIGH GOODS WAGON.	
0H 010A	HIGH GOODS WAGON.	EX 2196,EX 2197,EX 2195,EX 2361,EX 2128.
0J 001A	HIGH GOODS WAGON.	2579,2851.

VEHICLE INDEX 34

DIAGRAM No.	DESCRIPTION	LOT NUMBERS
ØL 001A	LOW GOODS WAGON	2107
ØL 002A	LOW GOODS WAGON	PART 2194
ØL 002B	LOW GOODS WAGON	2340, 2420, 2461, 2729 PART 2467 PART 2998
ØL 003A	LOW GOODS WAGON	2313
ØL 004A	LOW GOODS WAGON	
ØL 005A	SHOCNOOD A WAGON	PARTS 2650, 2776, 2830, 2900.
ØL 001C	SHOCNOOD A WAGON	PART 2445
ØL 001D	SHOCNOOD A WAGON	PART 2705
ØL 002A	HYBARSHOC WAGON	2156
ØL 003A	HYBARSHOC WAGON	2410, 2546, PART 2347
ØL 003B	HYBARSHOC WAGON	2100.
ØL 003C	HYBARSHOC WAGON	PART 2445
ØL 003D	HYBARSHOC WAGON	PARTS 2650, 2776, 2830, 2900.
ØL 003E	HYBARSHOC WAGON	2705
ØL 007A	HYBARSHOC WAGON	
ØL 005A	SHOCOPEN WAGON	2154, 2155.
ØL 006A	SHOCOPEN WAGON	PART 2445
ØL 006B	SHOCOPEN WAGON	PARTS 2650, 2776, 2830, 2900.
ØL 007A	SHOCOPEN WAGON	1060, 1231, 1266, 1465 (L.M.S.)
ØL 007B	SHOCOPEN WAGON	1267 (L.M.S.)

VEHICLE INDEX 35

DIAGRAM No.	DESCRIPTION	LOT NUMBERS
05 008A	SHOCOPEN WAGON	
05 009A	SHOCOPEN WAGON	
05 010A	SHOCOPEN WAGON	2001, 2002, 2003
05 011A	HYBARSHOC WAGON	3082, 3232, 3275.
0U 001A	SHOCHOD 'B' WAGON	3429
0V 001A	SHOCROOF WAGON	EX 2317
0V 001B	SHOCROOF WAGON	EX 2317
0V 002A	SHOCROOF WAGON	2003

VEHICLE INDEX 36

DIAGRAM No.	DESCRIPTION	LOT NUMBERS
ØW 001A	HYBAR WAGON	PART 2153
ØW 001B	HYBAR WAGON	PART 2153
ØW 002A	HYBAR WAGON	2179 PARTS 2315, 2415, 2462, 2557, 2723, 2834, 3026
ØW 002B	HYBAR WAGON	PARTS 2815, 2462, 2723, 2415, 2557, 2834
ØW 002C	HYBAR WAGON	PARTS 2409, 2484
ØW 002D	HYBAR WAGON	PART 2484
ØW 002E	HYBAR WAGON	PARTS 2396, 2397
ØW 002F	HYBAR WAGON	PARTS 3026, 2396
ØW 003A	HYBAR WAGON	PART 2409
ØW 003B	HYBAR WAGON	
ØW 003C	HYBAR WAGON	
ØW 003D	HYBAR WAGON	
ØW 004A	HYBAR WAGON	PART 1345
ØW 005A	HYBAR WAGON	
ØW 005B	HYBAR WAGON	PARTS 1416, 1420, 1453, 1464, 1473 PARTS 1510, 1511
ØW 006A	HYBAR WAGON	Ø12
ØW 007A	HYHOOD WAGON	PARTS 2396, 2397, 2409, 2484
ØW 008A	HYHOOD WAGON	EX 2397
ØW 009A	HYHOOD WAGON	EX 2479
ØW 010A	HIGH GOODS WAGON	PART 2089
ØW 010B	HIGH GOODS WAGON	PART 2082

VEHICLE INDEX 37

DIAGRAM No.	DESCRIPTION	LOT NUMBERS
ØW O1A	HIGH GOODS WAGON	PART 2153
ØW O1B	HIGH GOODS WAGON	PART 2153
ØW O12A	HIGH GOODS WAGON	PARTS 2315, 2415, 2462, 2551, 2723, 2834, 3026
ØW O12B	HIGH GOODS WAGON	PARTS 2315, 2415, 2462, 2834, 3026
ØW O13A	HIGH GOODS WAGON	PART 2314
ØW O13B	HIGH GOODS WAGON	PART 2314
ØW O14A	HIGH GOODS WAGON	PARTS 2396, 2397
ØW O14B	HIGH GOODS WAGON	PARTS 2484, 2396, 2397, 2409
ØW O14C	HIGH GOODS WAGON	PARTS 2484, 2409
ØW O14D	HIGH GOODS WAGON	PARTS 2409, 2484
ØW O15A	HIGH GOODS WAGON	PART 2409
ØW O15B	HIGH GOODS WAGON	PART 2409
ØW O15C	HIGH GOODS WAGON	
ØW O15D	HIGH GOODS WAGON	
ØW O15E	HIGH GOODS WAGON	918, 958, 960, 964, 1004, 1024, 1025, 1031, 1110, 1111, 1119
ØW O15F	HIGH GOODS WAGON	
ØW O15G	HIGH GOODS WAGON	
ØW O15H	HIGH GOODS WAGON	
ØW O15J	HIGH GOODS WAGON	784, 785, 788
ØW O15K	HIGH GOODS WAGON	
ØW O16A	HIGH GOODS WAGON	
ØW O16B	HIGH GOODS WAGON	PART 1322
ØW O16C	HIGH GOODS WAGON	PART 1322
ØW O17A	HIGH GOODS WAGON	
ØW O17B	HIGH GOODS WAGON	PART 1493
ØW O17C	HIGH GOODS WAGON	PART 1493
ØW O17D	HIGH GOODS WAGON	

VEHICLE INDEX 38.

DIAGRAM No.	DESCRIPTION	LOT NUMBERS
QW 018A	HIGH GOODS WAGON	
QW 018B	HIGH GOODS WAGON	
QW 018C	HIGH GOODS WAGON	PARTS 1360, 1379, 1458
QW 018D	HIGH GOODS WAGON	PARTS 1360, 1379, 1458
QW 019A	HIGH GOODS WAGON	PART 1522
QW 019B	HIGH GOODS WAGON	PART 1522
QW 019C	HIGH GOODS WAGON	PARTS 1605, 1610
QW 019D	HIGH GOODS WAGON	PART 1610
QW 020A	HIGH GOODS WAGON	
QW 021A	HIGH GOODS WAGON	1371 PARTS 1345, 1353, 1381, 1394
QW 021B	HIGH GOODS WAGON	PARTS 1345, 1353, 1381, 1394
QW 022A	HIGH GOODS WAGON	PART 1593
QW 022B	HIGH GOODS WAGON	PART 1593
QW 023A	HIGH GOODS WAGON	1466, PART 1492
QW 023B	HIGH GOODS WAGON	
QW 024A	HIGH GOODS WAGON	PARTS 1416, 1420, 1453, 1464, 1473
QW 024B	HIGH GOODS WAGON	PARTS 1416, 1420, 1473
QW 025A	HIGH GOODS WAGON	PARTS 1510, 1511
QW 025B	HIGH GOODS WAGON	PART 1511
QW 026A	HIGH GOODS WAGON	
QW 027A	HIGH GOODS WAGON	PART 2061
QW 027B	HIGH GOODS WAGON	PART 2061
RF 001A	FREIGHTLINER MATCH WAGON	EX. 3243

VEHICLE INDEX 39

DIAGRAM No.	DESCRIPTION	LOT NUMBERS
RR 001A	RUNNER WAGON	PART 2035
RR 001B	RUNNER WAGON	EX 2037, EX 2102, EX 2107
RR 001C	RUNNER WAGON	EX 2199, EX 2327, EX 2476, EX 2604
RR 001D	RUNNER WAGON	EX 2199, EX 2476, EX 2604
RR 001E	RUNNER WAGON	EX 2734
RR 001F	RUNNER WAGON	EX 2734
RR 001G	RUNNER WAGON	EX 3223, EX 3338
RR 001H	RUNNER WAGON	EX 3223, EX 3338
RR 001J	RUNNER WAGON	EX 1384, EX 1525, EX 1536
RR 001K	RUNNER WAGON	EX 1344, EX 1355, EX 1367, EX 1385
RR 001L	RUNNER WAGON	
RR 001M	RUNNER WAGON	
RR 001N	RUNNER WAGON	
RT 001A	BRAKE TENDER	3446, 3448, 3500
RT 002A	BRAKE TENDER	3442, 3443, PARTS 3444, 3445
RT 003A	BRAKE TENDER	PARTS 3444, 3445
RT 001A	BRAKE TENDER	3445
\$A 001A	STEEL CARRYING WAGON - STEEL 'AB'	PART 3728
\$A 001B	STEEL CARRYING WAGON - STEEL 'AB'	PART 3728
\$B 001A	STEEL CARRYING WAGON - STEEL 'ABB'	PART 3728
\$C 002A	TUBE 'AB' WAGON	PART 2545
\$0 001B	PIPE WAGON	2004, 2305, 2329, 2458, PART 2545
\$0 001C	PIPE WAGON	PART 2046, PART 2047
\$0 001D	PIPE WAGON	2712, 2845, 2846, 3070

VEHICLE INDEX. 40.

DIAGRAM No	DESCRIPTION	LOT NUMBERS
\$D 001E	PIPE WAGON	3167
\$D 001F	PIPE WAGON	
\$D 001G	PIPE WAGON	
\$D 001H	PIPE WAGON	3335
\$P 001A	PLATE WAGON	EX 2229, EX 3338
\$P 002A	PLATE WAGON	EX 2035
\$P 002B	PLATE WAGON	EX 2020
\$P 002C	PLATE WAGON	EX 2020
\$P 003A	PLATE WAGON	PARTS 2037,2132,2151.
\$P 003B	PLATE WAGON	PART 2151.
\$P 003C	PLATE WAGON	
\$P 003D	PLATE WAGON	PARTS 2037,2132,2151.
\$P 003E	PLATE WAGON	
\$P 003F	PLATE WAGON	
\$P 004A	PLATE WAGON	PARTS 2199,2327,2476,2604
\$P 004B	PLATE WAGON	PARTS 2199,2327,2476,2604.
\$P 004C	PLATE WAGON	PARTS 2476,2604
\$P 004D	PLATE WAGON	
\$P 004E	PLATE WAGON	PARTS 1344,1355,1367,1385,1514 (L. M. S.)
\$P 004F	PLATE WAGON	PARTS 2199,2327,2476,2604.
\$P 004G	PLATE WAGON	PARTS 2199,2327,2476,2604.
\$P 004H	PLATE WAGON	PARTS 1344,1355,1367,1385,1514 (L. M. S.)
\$P 004J	PLATE WAGON	PARTS 2199,2327,2476,2504
\$P 004K	PLATE WAGON	PARTS 2199,2327,2476,2604
\$P 006A	PLATE WAGON	
\$P 006B	PLATE WAGON	

VEHICLE INL'EX. 41.

DIAGRAM No.	DESCRIPTION	LOT NUMBERS
\$P 007A	PLATE WAGON	969, 980, 981, 982, 1139, 1140, 1141(L.M.S.) ALL EX LOTS.
\$P 008A	PLATE WAGON	EX 1315 (L.M.S.)
\$P 008B	PLATE WAGON	PART 1521 (L.M.S.)
\$P 008C	PLATE WAGON	PART 1321 (L.M.S.)
\$P 009A	PLATE WAGON	EX 1536 (L.M.S.)
\$P 009B	PLATE WAGON	EX 1384, EX 1458, EX 1525, EX 1536 (L.M.S.)
\$P 009C	PLATE WAGON	EX 1384, EX 1414, EX 1458, EX 1525, EX 1536 (L.M.S.)
\$P 010A	PLATE WAGON	926, 1143, 1213, 1215 PART 1005 (L.M.S.)
\$P 010B	PLATE WAGON	836 PART 1005 (L.M.S.)
\$P 011A	PLATE WAGON	PARTS, 2734, 2862.
\$P 011B	PLATE WAGON	PARTS, 3223, 3338.
\$P 011C	PLATE WAGON	
\$P 011D	PLATE WAGON	PARTS, 2734, 2862, 3128.
\$P 011E	PLATE WAGON	PARTS 3223, 3338.
\$P 011F	PLATE WAGON	
\$P 012A	PLATE WAGON	PART 3362
\$P 013A	PLATE WAGON	PART 2035

VEHICLE INDEX. 42.

DIAGRAM No	DESCRIPTION	LOT NUMBERS
\$T 001A	TUBE WAGON	PARTS 2048, 2049.
\$T 001B	TUBE WAGON	PARTS, 2048, 2049.
\$T 002A	TUBE WAGON	PART 2127
\$T 002B	TUBE WAGON	PART 2127
\$T 002C	TUBE WAGON	PART 2127
\$T 003A	TUBE WAGON	PARTS 2204, 2328, 2457.
\$T 003B	TUBE WAGON	PARTS, 2204, 2328, 2457.
\$T 004A	TUBE WAGON	
\$T 005A	TUBE WAGON	PART 938, PART 965, 758, 837 (L. M. S.)
\$T 005B	TUBE WAGON	PARTS 938, 965 (L. M. S.)
\$T 006A	TUBE WAGON	938, PART 1032, PART 1142, 1320 (L. M. S.)
\$T 006B	TUBE WAGON	PARTS 1032, 1142 (L. M. S.)
\$T 007A	TUBE WAGON	PART 1454 (L. M. S.)
\$T 007B	TUBE WAGON	PART 1454 (L. M. S.)

VEHICLE INDEX, 43.

DIAGRAM No	DESCRIPTION	LOT NUMBERS
\$T 008A	TUBE WAGON	
\$T 009A	TUBE WAGON	PART 2554
\$T 009B	TUBE WAGON	PART 2544, 2740, 2867.
\$T 009C	TUBE WAGON	PART 3226.
\$T 009D	TUBE WAGON	PART 3288
\$T 009E	TUBE WAGON	3332, PART 3288.
\$T 009F	TUBE WAGON	EX 3288, EX 2554, EX 3226
\$T 009G	TUBE WAGON	PART 2554
\$T 009H	TUBE WAGON	PARTS 2544, 2740, 2867.
\$T 009J	TUBE WAGON	PARTS 3288, 3332, 2554, 2740, 2867, 3226.
\$T 009L	TUBE WAGON	PART 3288, 3332, 2554, 2740, 2867, 3226.
\$T 010A	TUBE WAGON	
\$T 010B	TUBE WAGON	
\$T 011A	TUBE WAGON	
\$T 011B	TUBE WAGON	
\$W 001A	TWIN BOLSTER SET	EX 2106, EX 2125, EX 2266, EX 2588, EX 2589, EX 2688.
\$W 001B	TWIN BOLSTER SET	EX 2688, 2836, 2837, 2853, 2854, 2869, 2971, 2972, 2984, 2985, 3024, 3025, 3083, 3084, 3096
\$W 002A	TWIN BOLSTER SET	EX 3125
UC 001A	CHINA CLAY WAGON	PART 2590, PART 2697, PART 2871.
UC 001B	CHINA CLAY WAGON	PART 2974, PART 3098, PART 3195, PART 3296.
UC 002A	CHINA CLAY WAGON	EX 2590, EX 2697, EX 2871.
UC 002B	CHINA CLAY WAGON	EX 2974, EX 3098, EX 3195, 3296.

VEHICLE INDEX . 45.

DIAGRAM No	DESCRIPTION	LOT NUMBERS
UY OOIA	ANHYDRITE WAGON	PART 2597
UY OOIB	ANHYDRITE WAGON	PART 2597
UZ OOIA	CLINKER WAGON	EX 3142
UZ OO2A	OXIDE WAGON	
UZ OO2B	OXIDE WAGON	
UZ OO3A	SHELL CASE WAGON	EX 2724, EX 3138, EX 3141, EX 3243
UZ OO4A	HOPPER GRAIN WAGON	PART 3120
VA OOIA	VAN (45 tonnes G.L.W.)	PART 3685
VA OOIB	VAN (45 tonnes G.L.W.)	PART 3685
VB OO3A	VAN (45 tonnes G.L.W.)	PART 3686
VB OO3B	VAN (45 tonnes G.L.W.)	PART 3687
VB OO3C	VAN (45 tonnes G.L.W.)	PART 3726
VB OO3D	VAN (45 tonnes G.L.W.)	PART 3725
VB OO3E	VAN (45 tonnes G.L.W.)	PART 3725
VB OO3F	VAN (45 tonnes G.L.W.)	3840
VB OO3G	VAN (45 tonnes G.L.W.)	PART 3726
VB OO3H	VAN (45 tonnes G.L.W.)	3696

VEHICLE INDEX 46.

DIAGRAM No.	DESCRIPTION	LOT NUMBERS
VC 001A	VAN (CATTLE)	2426, 2495, 2501, PARTS 2269, 2325
VC 001B	VAN (CATTLE)	
VC 002A	VAN (CATTLE)	
VC 002B	VAN (CATTLE)	
VC 003A	VAN (CATTLE)	
VC 004A	VAN (CATTLE)	2022, 2036, 2070
VC 005A	VAN (CATTLE)	2064
VC 006A	VAN (CATTLE)	PARTS 2080, 2086, 2126
VC 006B	VAN (CATTLE)	PARTS 2080, 2086, 2126
VC 007A	VAN (CATTLE)	
VC 007B	VAN (CATTLE)	PARTS 2080, 2126
VC 010A	VAN (46 tonnes G.L.W.)	PART 3764
VC 010B	VAN (46 tonnes G.L.W.)	PART 3739
VC 010C	VAN (46 tonnes G.L.W.)	PART 3764
VC 010D	VAN (46 tonnes G.L.W.)	3832
VC 010E	VAN (46 tonnes G.L.W.)	PART 3764
VD 001A	VAN (41 tonnes G.L.W.)	3855, 3908
VD 001B	VAN (41 tonnes G.L.W.)	3890
VD 001C	VAN (41 tonnes G.L.W.)	3856
VD 001D	VAN (41 tonnes G.L.W.)	3890
VD 001E	VAN (41 tonnes G.L.W.)	3855, 3856
VD 003A	VAN (46 tonnes G.L.W.)	PART 3685
VD 003A	VAN (46 tonnes G.L.W.)	PART 3685

VEHICLE INDEX. 47.

DIAGRAM No	DESCRIPTION	LOT NUMBERS
VE 001A	VAN (AMMUNITION)	PARTS 3391, 3392, 3421
VE 001B	VAN (AMMUNITION)	3918.
VF 001A	VAN (FISH)	PART 30125
VF 001B	VAN (FISH)	PART 30125
VF 002B	VAN (INSULATED FISH)	PARTS 30344, 30384, 30442
VF 002C	VAN (INSULATED FISH)	PARTS 30344, 30384, 30442
VF 003A	VAN (INSULATED FISH)	PARTS 30344, 30384, 30442
VN 001A	VAN (BANANA)	3200, 3225, 3236, 3290
VP 001A	PALVAN	EX 3191, EX 3310.
VP 001B	PALVAN	EX 3118, EX 3191.
VP 002A	PALVAN	3370
VP 003A	PALVAN	2536, 2756, 2784, 2804, 3011, 3191, PART 3110, PART 3310, PART 3340
VP 003B	PALVAN	PART 3110, PART 3310, PART 3340
VP 004A	PALVAN	3310
VP 005A	PALVAN	3360
VP 006A	PALVAN	
VP 007A	PALVAN	3373, 3377

VEHICLE INDEX. 48.

DIAGRAM No	DESCRIPTION	LOT NUMBERS
VQ OO1A	PALVAN	PART 3434, PART 3540.
VC OO1B	PALVAN	
VQ OO1C	PALVAN	3579, 3986.
VQ OO2A	PALVAN	PART 3362, PART 3434, PART 3540.
VQ OO3A	PALVAN	
VQ OO4A	PALVAN	EX 3434, EX 3540
VQ OO4B	PALVAN	EX 3434
VR OO1A	PALVANSHOC	3292.
VR OO2A	PALVANSHOC	3216
VR OO2B	PALVANSHOC	3311, 3347.
V\$ OO1A	SHOCVAN	2045.
V\$ OO2A	SHOCVAN	2014.
V\$ OO3A	SHOCVAN	2158.
V\$ OO4A	SHOCVAN	2002, 2348, 2425, 2471, 2584, 2737, 2865, 2884.
V\$ OO4B	SHOCVAN	3008.
V\$ OO4C	SHOCVAN	3117.
V\$ OO5A	SHOCVAN	3224.

VEHICLE INDEX. 49.

DIAGRAM No.	DESCRIPTION	LOT NUMBERS
VV 001A	VAN (VENTILATED)	EX. 3109, EX. 3228, EX. 3398.
VV 002A	VAN (VENTILATED) 20 tonnes G.L.W.	EX. 3086, EX. 3164
VV 003A	VAN (VENTILATED)	2062, 2063
VV 004A	VAN (VENTILATED)	2079
VV 004B	VAN (VENTILATED)	PART 2083
VV 004C	VAN (VENTILATED)	
VV 004D	VAN (VENTILATED)	
VV 004E	VAN (VENTILATED)	PART 2083
VV 005A	VAN (VENTILATED)	2182, 2414, 2541, 2841, 3164, 2595, 2990, 2465, 3086, 2991, 2347, 2470, 2367, 2503, 2840, PART 2319, PART 2421, PART 2318, PART 2707, PART 2705, PART 2181.
VV 005B	VAN (VENTILATED)	PART 2421
VV 005C	VAN (VENTILATED)	2585
VV 006A	VAN (VENTILATED)	2422, 2735, 2855, 2856, 3007, 3019, 3023,
VV 006B	VAN (VENTILATED)	3398
VV 006C	VAN (VENTILATED)	3109, 3228
VV 007A	VAN (VENTILATED)	
VV 008A	VAN (VENTILATED)	
VV 009A	VAN (VENTILATED)	
VV 009B	VAN (VENTILATED)	4126 (TW).
VV 009C	VAN (VENTILATED)	
VV 009D	VAN (VENTILATED)	
VV 010A	VAN (VENTILATED)	2001

VEHICLE INDEX 50.

DIAGRAM No.	DESCRIPTION	LOT NUMBERS
VV 01A	VAN (VENTILATED)	8003, 2013, 2109
VV 013A	VAN (VENTILATED)	
VV 013A	VAN (VENTILATED)	
VV 014A	VAN (VENTILATED)	
VV 014B	VAN (VENTILATED)	
VV 015A	VAN (VENTILATED)	443 (L.M.S.)
VV 015B	VAN (VENTILATED)	618A, 619A (L.M.S.)
VV 016A	VAN (VENTILATED)	826, 838, 839, 840, 927, 928
VV 016B	VAN (VENTILATED)	1290 (L.M.S.)
VV 016C	VAN (VENTILATED)	1283, 1289, 1329, PART 1333, 1338, 1340, PART 1941, 1272 (L.M.S.)
VV 016D	VAN (VENTILATED)	888, 824, 825, 929 (L.M.S.)
VV 017A	VAN (VENTILATED)	1361 (L.M.S.)
VV 018A	VAN (VENTILATED)	1872 (L.M.S.)
VV 019A	VAN (VENTILATED)	PART 1413 (L.M.S.)
VV 020A	VAN (VENTILATED)	1067 (W)
VV 021A	VAN (SIDE VENTILATORS)	3418, PART 3472
VV 021B	VAN (SIDE VENTILATORS)	PART 3472
VV 022A	VAN (VENTILATED)	3567

Original © BRS Residuary Ltd. This PDF courtesy of R. Oldfield. BMFG. 2020 (visit http://www.barrowmoremg.co.uk)

VEHICLE INDEX 51.

DIAGRAM No.	DESCRIPTION	LOT NUMBERS
VV 023A	VAN (FRUIT)	2018, 2135.
VV 024A	VAN (FRUIT)	2084
VV 025	VAN (FRUIT)	2134
VV 025A	~~~~~	
VV 026A	VAN (FRUIT)	2472, 2738, 3009.
VV 027A	VAN (FRUIT)	
VV 027B	VAN (FRUIT)	
VV 028A	VAN (FRUIT)	
VV 029A	VAN (FRUIT)	1270 (W)
VV 030A	VAN (LACE)	EX 2070
VV 031A	VAN (LACE)	PART 2325
VV 032A	VAN (LACE)	2080, 2126.
VV 033A	VAN (MEAT)	2320, 2417.
VV 034A	VAN	
VV 035A	VAN (INSULATED MEAT)	2321, 2418.

VEHICLE INDEX 52.

DIAGRAM No.	DESCRIPTION	LOT NUMBERS
VV 036A	VAN (FISH)	PART 30125, PART 30344, PART 30384, PART 30442
VV 036B	VAN (FISH)	PART 30125, PART 30344, PART 30384, PART 30442
VV 036C	VAN (FISH)	PART 30125, PART 30344, PART 30384, PART 30442
VV 037A	VAN	
VV 038A	VAN (ALE)	EX 2321, EX 2418
VW 001A	VAN (WIDE DOORS)	PART 3392, PART 3391, 2181, 2421, 2465.
VW 001B	VAN (WIDE DOORS)	PART 3391, PART 3392
VW 001C	VAN (WIDE DOORS)	PART 3421
VW 001D	VAN (WIDE DOORS)	PART 3421
VW 002A	VAN (WIDE DOORS)	PART 3392
VX 001A	VAN (PARCEL)	PART 30125
VX 001B	VAN (PARCEL)	PART 30344, PART 30384, PART 30442

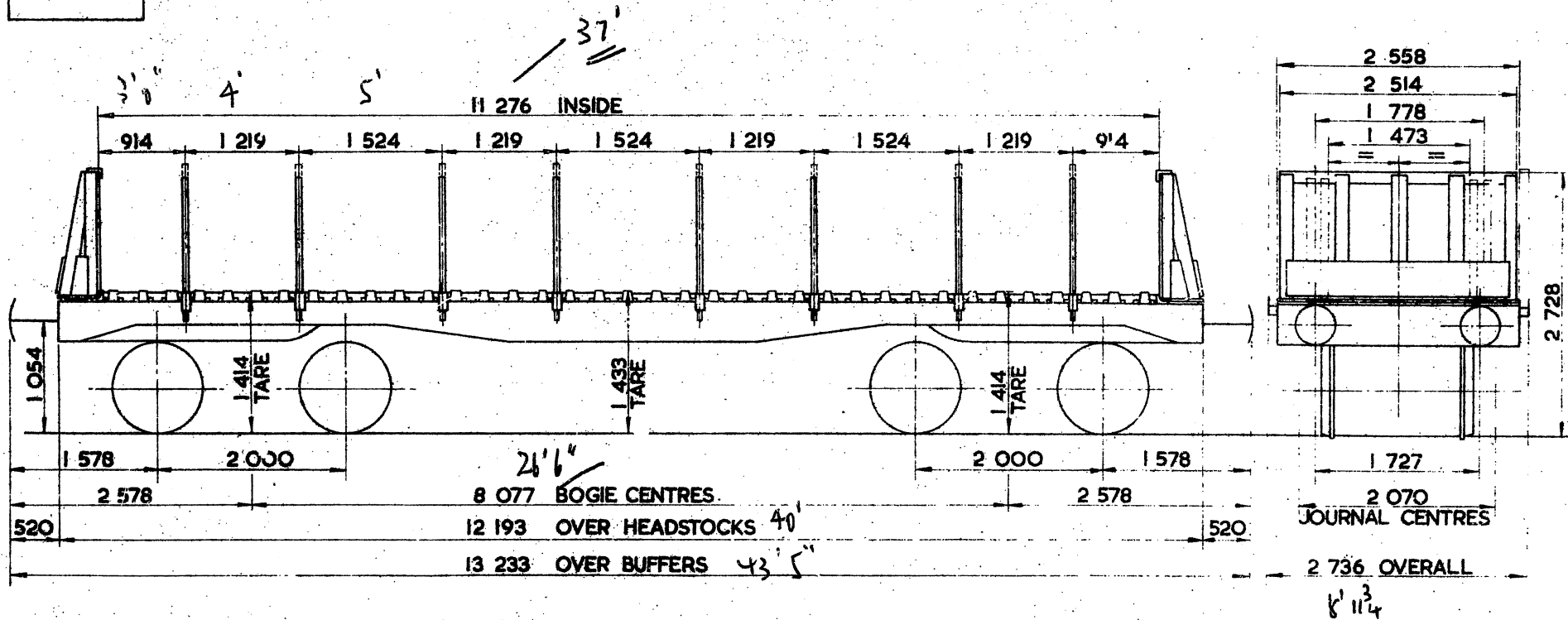
BOGIE STEEL CARRIER-BOGIE STEEL AB

BA001A

LOT NUMBER
3792

EXCESS LENGTH	I	H	M	L	E
tonnes					
VB	0	0	0	0	0
AB	50	40	25	14	
RA					
MAX SPEED	60	60	60	60	

TOPS CODE					
CARKND	AARKND	OPERATING PANEL No			
B	A	B	A	B	F



TARE -	24 500 kg
CARRYING CAPACITY -	77 500 kg
CAPACITY -	
MAX. SPEED -	60 mile/h.
WHEELS -	952 DIA.
AXIALS -	150 DIA. ROLLER BEARINGS

BUFFERS -	PNEUMATIC 457 DIA. HEADS
COUPLINGS -	B.R. SCREW
MIN. CURVE -	31 m. SINGLY, 51 m. CLOSE COUPLED
GEN. ARRGT. DRG. No.	BODY F-S-6557, U/F F-S-5523
BRAKE -	AIR DISC, VACUUM PIPED & HAND SCREW
SUSPENSION -	PRIMARY COIL-FBT 6 BOGIE

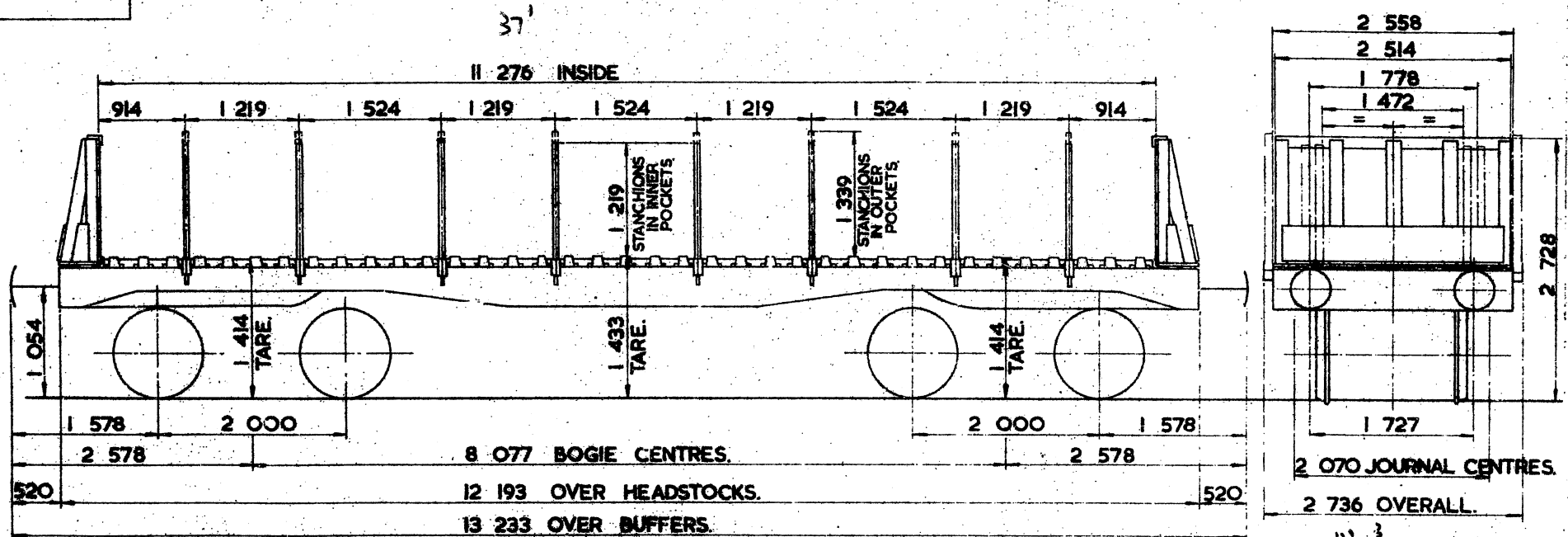
BOGIE STEEL CARRIER - BOGIE STEEL AB

BAC00B

LOT NUMBER
3303
3805

EXCESS LENGTH	I	H	M	L	E
tonnes					
VB					
AB		50	40	25	14
RA					
MAX SPEED		60	60	60	60

TOPS CODE					
CARKND	AARKND	OPERATING PANEL No			
B	A	A	B	A	A



TARE	24 250 kg.
CARRYING CAPACITY	77 500 kg.
CAPACITY	
MAX. SPEED	60 miles/h
WHEELS	952 DIA.
JOURNALS	150 DIA. ROLLER BEARINGS.

BUFFERS	PNEUMATIC 457 DIA. HEADS.
COUPLINGS	B.R. SCREW.
M/N. CURVE	31m CHAIN SINGLY, 51m CHAIN CLOSE COUPLED.
GEN. ARRGT. DRG. No.	LOT 3803 F.S. 5523, 6557. LOT 3805 F.S. 5523, 7421.
BRAKE	AIR DISC & HAND SCREW.
SUSPENSION	PRIMARY COIL, FST 6 BOGIE.

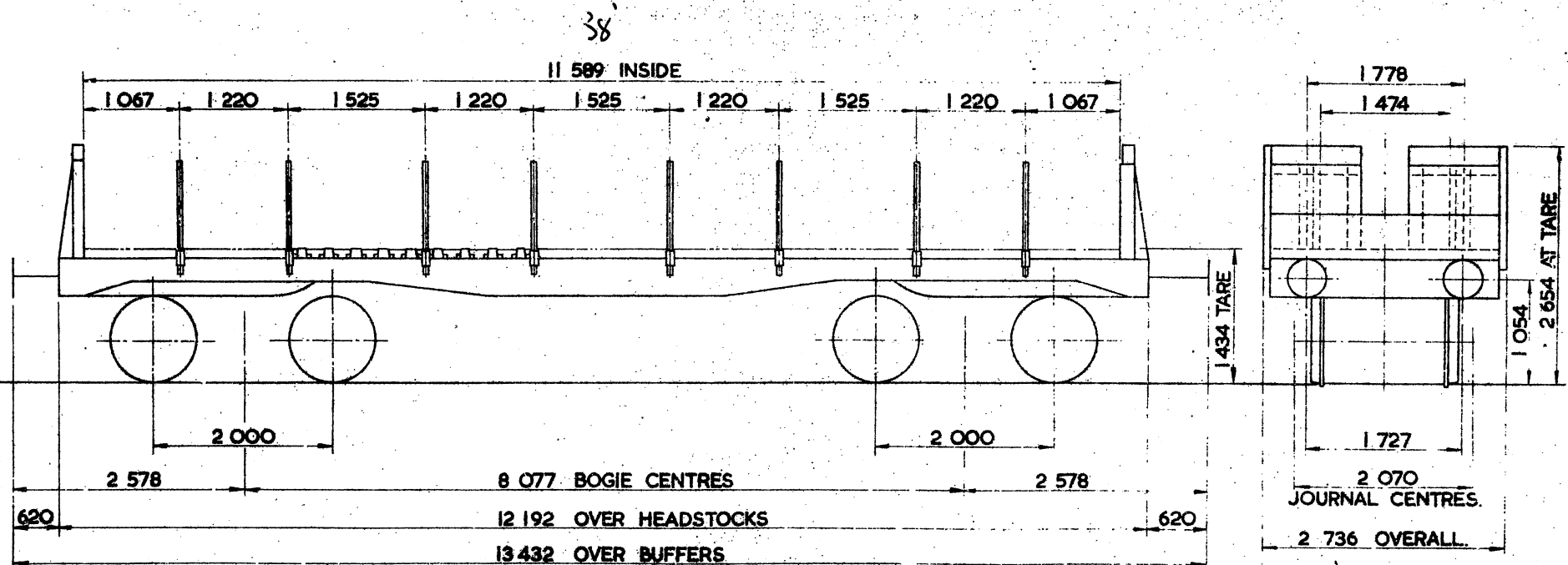
BOGIE STEEL CARRIER - BOGIE STEEL AB

BA001C

LOT NUMBER
3858

EXCESS LENGTH	H	M	L	E
tonnes				
VB				
AB	50	40	25	14
RA				
MAX. SPEED	60	60	60	60

TOPS CODE		
CARKND	AARKND	OPERATING PANFL No
B	A	A



TARE -	24 100 kg
CARRYING CAPACITY -	78 000 kg
CAPACITY -	
MAX. SPEED -	60 mile/h.
WHEELS -	952 DIA.
JOURNALS -	150 DIA. ROLLER BEARINGS

BUFFERS -	PNEUMATIC 457 DIA. HEADS
COUPLINGS -	B.R. SCREW
MIN. CURVE -	31m.
GEN. ARRGT. DRG. No.	F-S-7612; F-S-7464
BRAKE -	AIR DISC, HAND SCREW
SUSPENSION -	PRIMARY COL, FBT 6 BOGIE

1 6' 11 3/4"

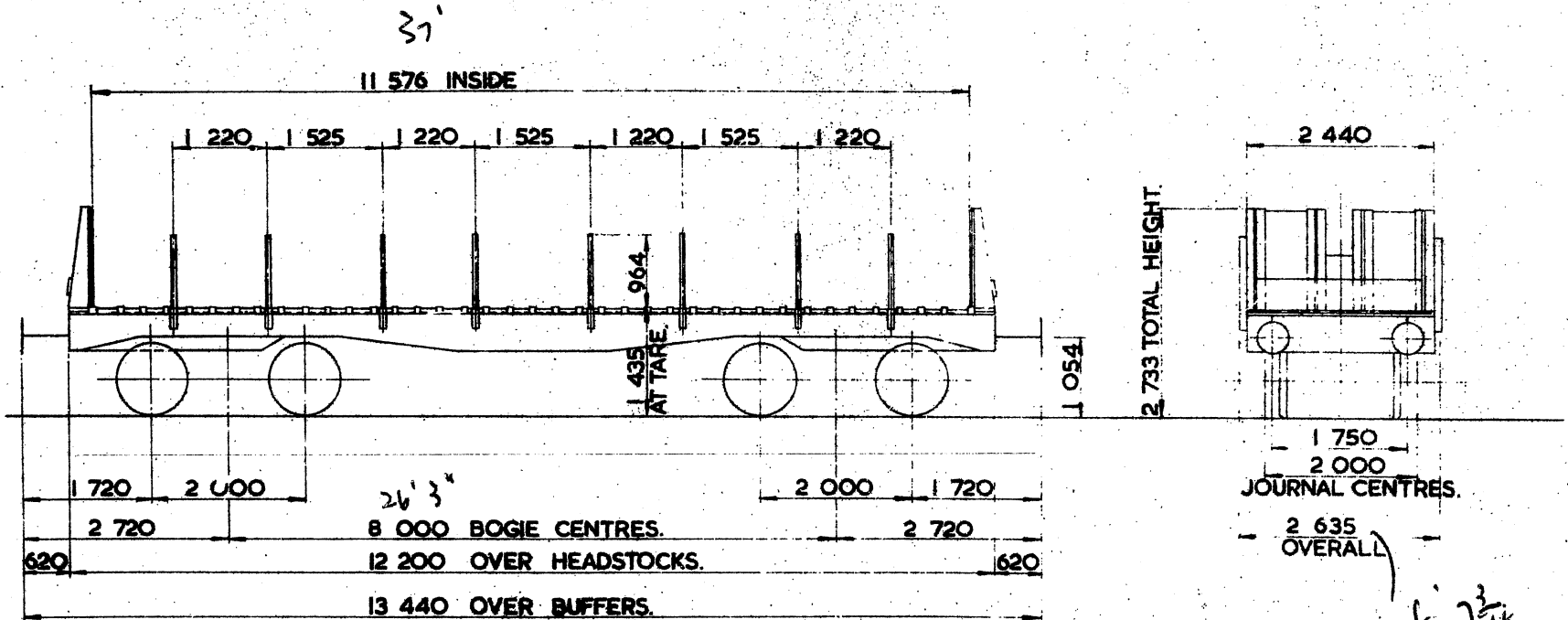
BOGIE STEEL CARRIER-8 metre WHEELBASE

BA002A

LOT NUMBER
3860

EXCESS LENGTH	H	M	L	E
tonnes				
VB				
AB	50	40	25	14
RA				
MAX SPEED	60	60	60	60

TOPS CODE									
CARKND	AARKND				OPERATING PANEL No				
B	A	A	B	A	A	F			



TARE	23 500kg.	22 tons 620
CARRYING CAPACITY	78 500kg.	
CAPACITY		
MAX. SPEED	60 mile/h.	
WHEELS	952 DIA.	
JOURNALS	150 DIA ROLLER BEARINGS.	

BUFFERS	PNEUMATIC 460 DIA. HEADS.
COUPLINGS	INTERNATIONAL SCREW.
MIN CURVE	3m.
GEN ARRGT. DRG. No.	F-5-7605, F-5-7782, F-AO-7795.
BRAKE	AIR DISC & HAND SCREW.
SUSPENSION	PRIMARY COIL, FBT 6 BOGIE.

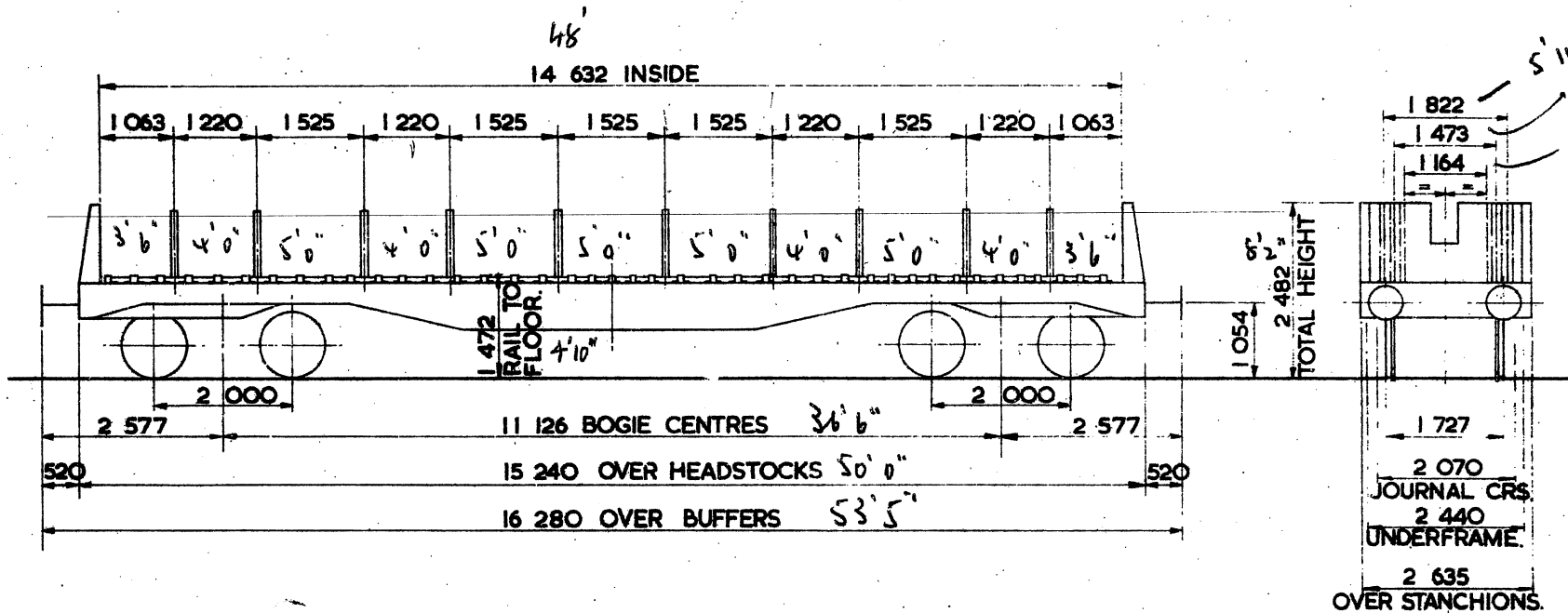
BOGIE STEEL CARRIER - BOGIE STEEL AB

BBOOIA

LOT NUMBER
3845

EXCESS LENGTH	H	M	I	E
tonnes	100			
VR				
AB	50	40	25	14
5A				
MAX. SPEED	60	60	60	60

FORM CODE		
CARKND	AARKND	OPERATING PLANING
B	B	A B B A F



W.A.R.	28 350 kg	101-850
CARRYING CAPACITY-	73 500 kg	
CAPACITY-		
MAX SPEED	60 mile/h	
WHEELS -	952 DIA.	
JOURNALS	150 DIA. ROLLER BEARINGS	

BUFFERS	PNEUMATIC 457 DIA. HEADS
COUPLINGS	B.R. SCREW
MIN CURVE	31m. & 62m CLOSE COUPLED
GEN ARRGT. DRG No	F-S-7390, F-S-7428
BRAKE	AIR DISC & HAND SCREW
SUSPENSION	PRIMARY COIL, FBT 6 BOGIE

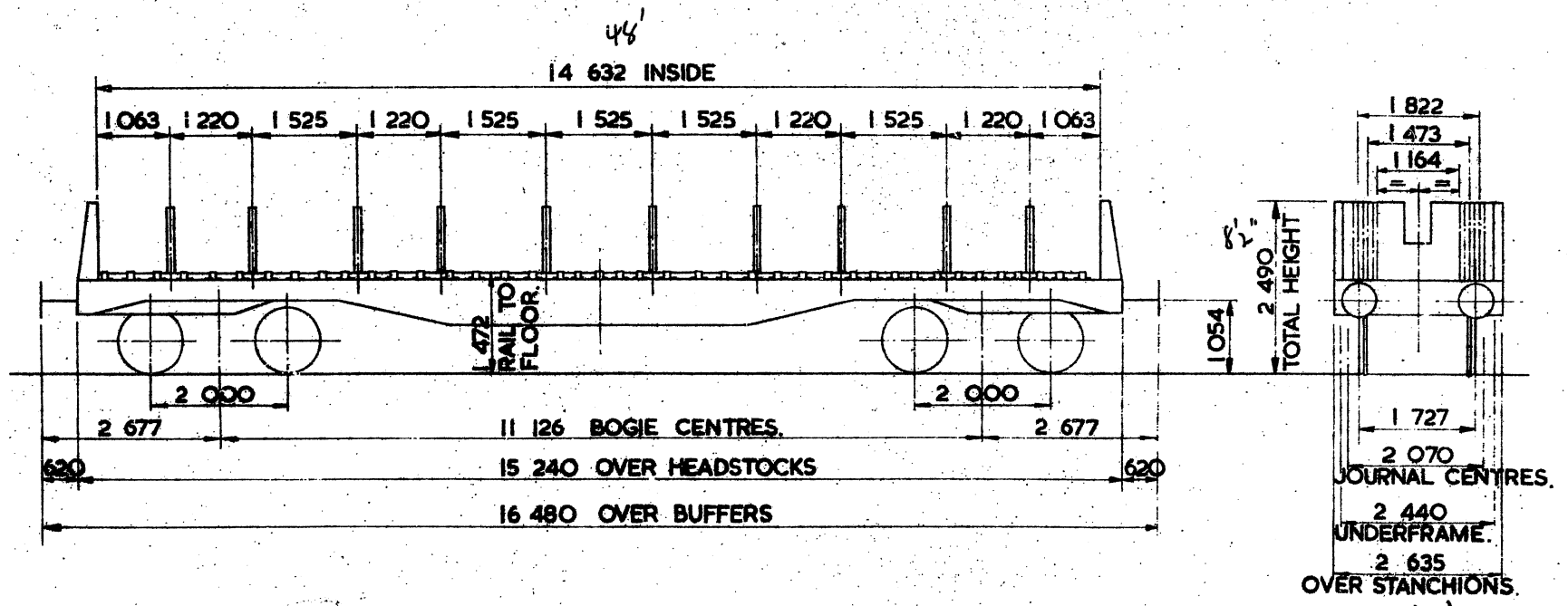
SMALL WAGON
BBO01B
Poon
4557

BOGIE STEEL CARRIER - BOGIE STEEL AB

LOT NUMBER
3871
3872

EXCESS LENGTH	H	M	L	E
tonnes				
VB				
AB	50	40	25	14
RA				
MAX SPEED	60	60	60	60

TOPS CODE		
CARKND	AARKND	OPERATING PRINCIPLE
B	B A B B A F	



TARE	26 600 kg	182-180 lb
CARRYING CAPACITY-	75 500 kg	
CAPACITY-		
MAX SPEED	60 mpc/h.	
WHEELS	952 DIA.	
JOURNALS	150 DIA. ROLLER BEARINGS	

BUFFERS	PNEUMATIC (460DIA. HEADS)
COUPLINGS	INTERNATIONAL SCREW
M:N CURVE	31m & 62m CLOSE COUPLED
GEN ARRGT. DRG. No	F-S-7452, F-S-7465
BRAKE	AIR DISC & HAND SCREW
SUSPENSION	PRIMARY COIL, FBT & BOGIE.

This PDF courtesy of R. Oldfield, BMRG, 2020 (visit <http://www.barrowmoremg.co.uk>)

Original © BRB Residuary Ltd

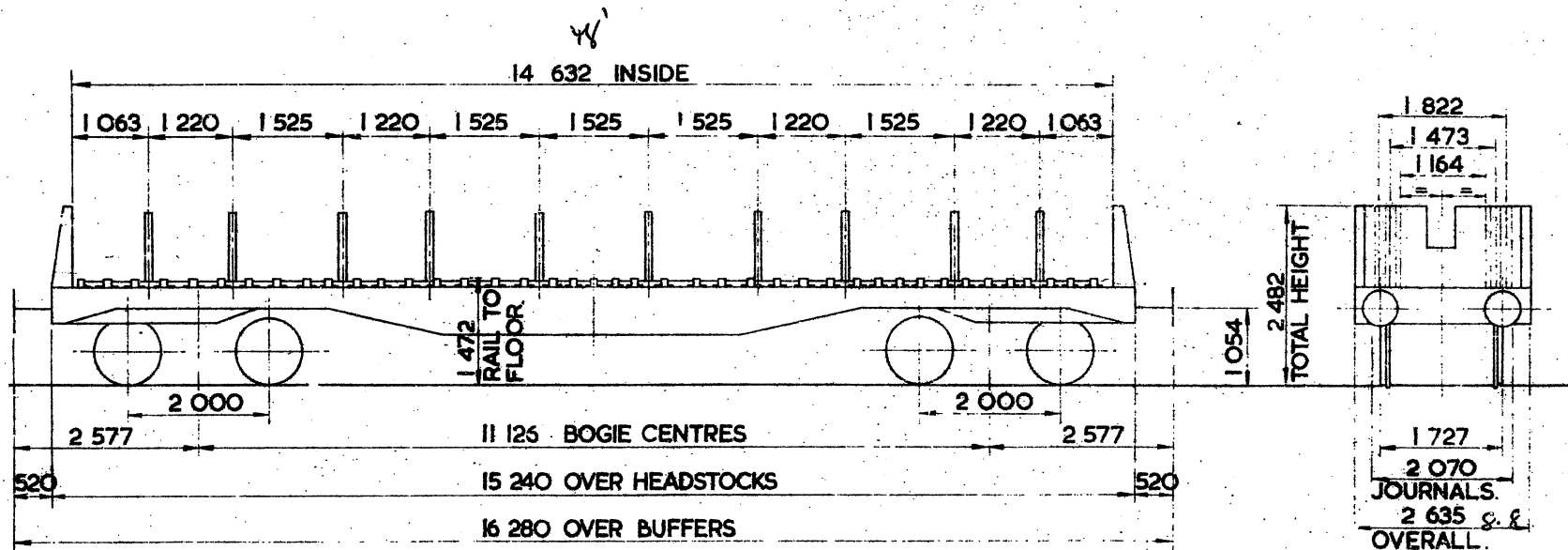
BOGIE STEEL CARRIER - BOGIE STEEL AB

BBO01C

LOT NUMBER
3857

EXCESS LENGTH	H	M	L	E
tonnes	100			
VB				
AB	50	40	25	14
RA				
MAX SPEED	60	60	60	60

TOPS CODE					
CARKND	AARKND		OPERATING PANEL No		
B	B	A	B	B	A
F					



TARE -	26 600 kg
CARRYING CAPACITY -	75 500 kg
CAPACITY -	
MAX. SPEED -	60 mile/h.
WHEELS -	952 DIA.
JOURNALS -	150 DIA. ROLLER BEARINGS

BUFFERS	PNEUMATIC 457 DIA. HEADS
COUPLINGS	B.R. SCREW
MIN CURVE -	31m. & 62m. CLOSE COUPLED
GEN. ARRGT. DRG No -	F-S-7452, F-S-7465
BRAKE -	AIR DISC & HAND SCREW
SUSPENSION -	PRIMARY COIL, FBT 6 BOGIE

EX. B.R. DIAGRAM 1/512 (ALLOCATED)

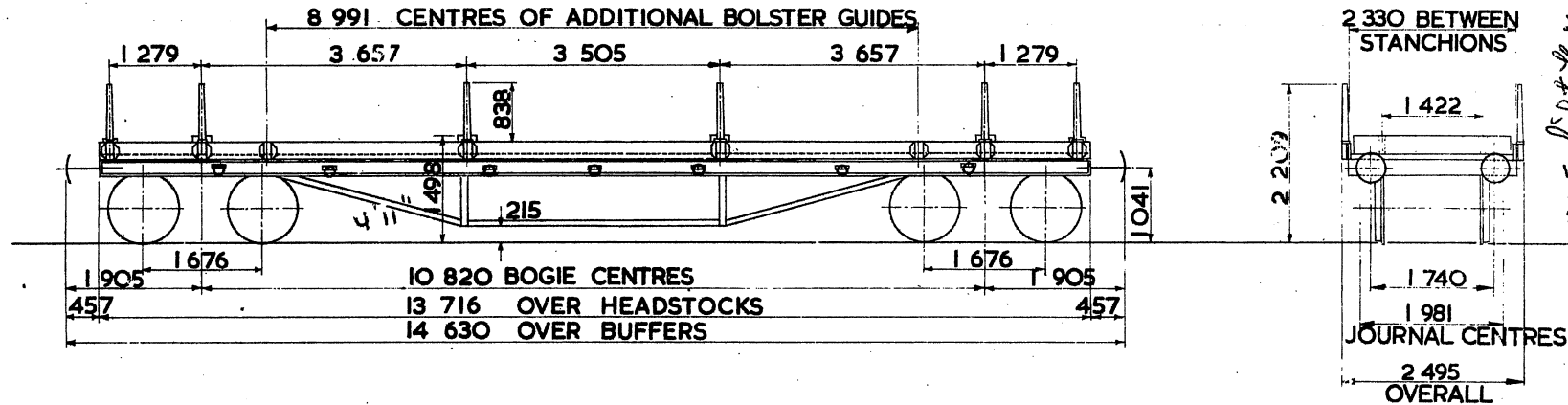
BOGIE BOLSTER 'C' WAGON

BCOOIA

LOT NUMBER
2085
2271
2308
2309
2406

EXCESS LENGTH	3	H	M	L	E
tonnes	44	36	25	17	
VB					
AB					
RA	I	I	I	I	
MAX. SPEED	50	50	50	50	

TOPS CODE									
CARKND		AARKND		OPERATING PANEL No					
B	C	Ø	B	C	Ø	C			2 6



TARE - 15 550 kg
CARRYING CAPACITY - 30 500 kg <i>46 000</i>
CAPACITY -
MAX SPEED - 50 mile/h.
WHEELS - 952 DIA.
JOURNALS - 203 x 114 PLAIN BEARINGS

BUFFERS - SELF CONTAINED 406 DIA. HEADS
COUPLINGS - INSTANTER
MIN. CURVE - 31 m.
GEN. ARRGT. DRG. No. - 49281
BRAKE - HAND LEVER
SUSPENSION - SECONDARY C.C.L

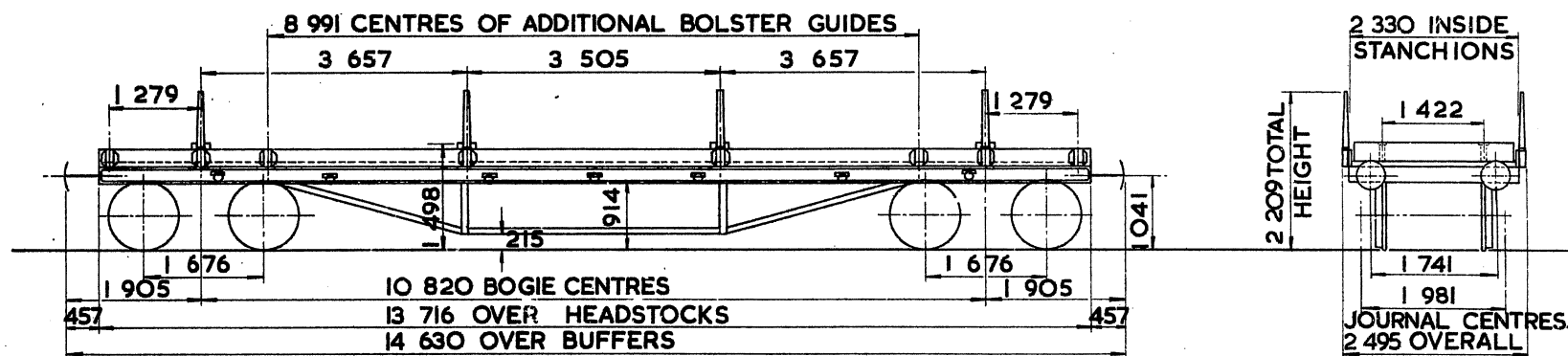
BOGIE BOLSTER 'C' WAGON

BCOOIB

LOT NUMBER
2496
PART 2583
PART 2616

EXCESS LENGTH	3	H	M	L	E
tonnes	44	36	25	17	
VB					
AB					
RA	I	I	I	I	
MAX. SPEED	50	50	50	50	

TOPS CODE					
CARKND	AARKND		OPERATING PANEL No.		
B	C	Ø	B	C	Ø C
					2 6



TARE - 16 250 kg.
CARRYING CAPACITY - 30 500 kg.
CAPACITY -
MAX. SPEED - 50 mile/h
WHEELS - 952 DIA.
JOURNALS - 228 x 114 PLAIN BEARINGS

BUFFERS - SELF CONTAINED 406 DIA. HEADS
COUPLINGS - INSTANTER
MIN. CURVE - 31 m
GEN. ARRGT. DRG. No. - 49281D
BRAKE - HAND LEVER
SUSPENSION - SECONDARY COIL

This PDF courtesy of R. Oldfield, BMRG, 2020 (visit <http://www.barrowmoremrg.co.uk>)

Original © BRB Residuary Ltd

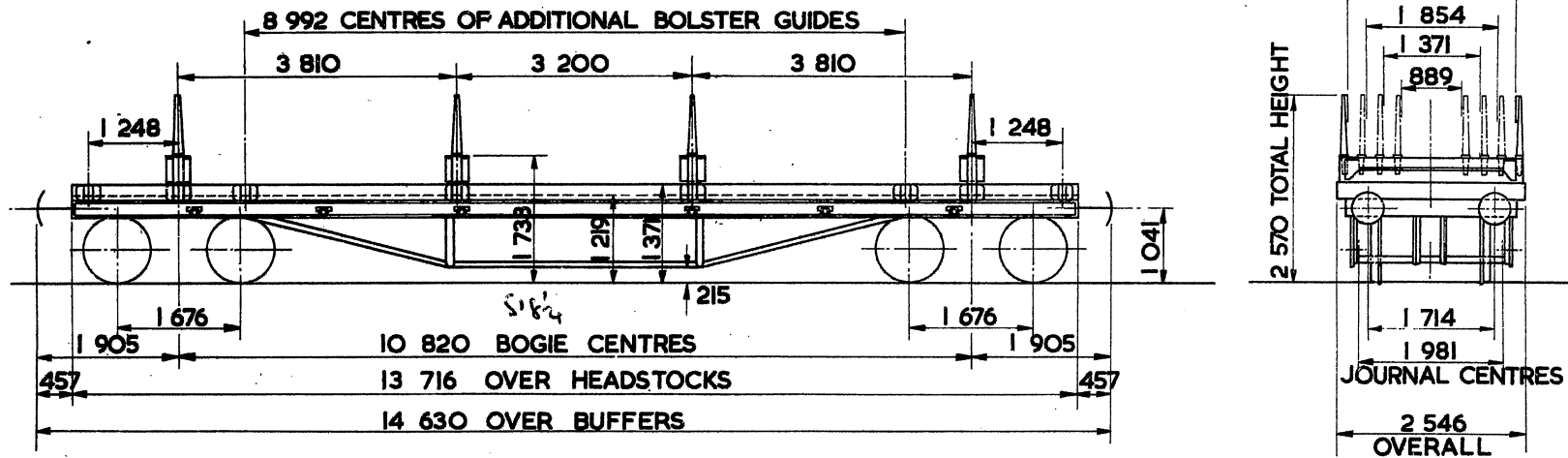
BOGIE BOLSTER 'C' WAGON

BC002A

LOT NUMBER
PART 2616
PART 2818
2760

EXCESS LENGTH	3	H	M	L	E
tonnes	44	36	25	17	
VB					
AB					
RA	1	1	1	1	
MAX SPEED	50	50	50	50	

TOPS CODE									
CARKND			AARKND			OPERATING PANEL No.			
B	C	Ø	B	C	Ø	C			2 6



TARE --	17350 kg
CARRYING CAPACITY--	30 500 kg
CAPACITY--	
MAX. SPEED --	50 mile/h
WHEELS --	952 DIA.
JOURNALS--	228x114 PLAIN BEARINGS

BUFFERS --	SELF CONTAINED 406 DIA. HEADS
COUPLINGS --	INSTANTER
MIN. CURVE --	31 m
GEN. ARRG. DRG. No. --	49281F
BRAKE --	HAND LEVER
SUSPENSION --	SECONDARY COIL

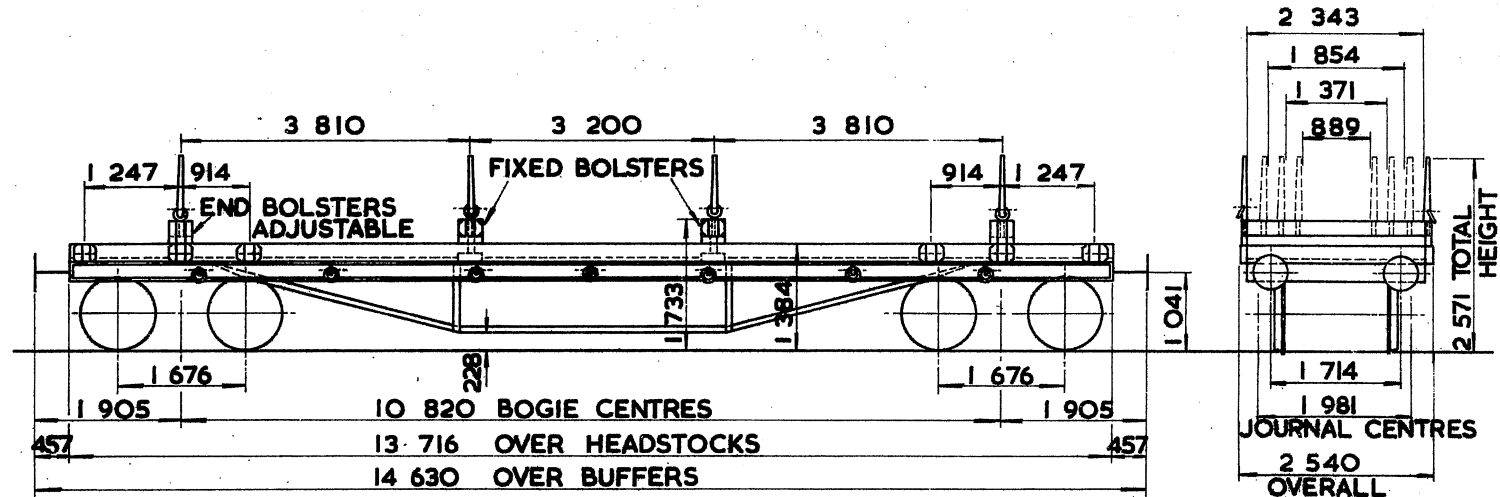
BOGIE BOLSTER 'C' WAGON

BC002B

LOT NUMBER
PART 2616
PART 2818

EXCESS LENGTH	3	H	M	L	E
tonnes	44	36	25	17	
VB					
AB					
RA	1	1	1	1	
MAX. SPEED	50	50	50	50	

TOPS CODE					
CARKND	AARKND			OPERATING PANEL No.	
B	C	Ø	B	C	Ø
					2 6



TARE - 17 350 kg
CARRYING CAPACITY - 30 500 kg
CAPACITY -
MAX. SPEED - 50 mile/h
WHEELS - 952 DIA.
JOURNALS - 254x127 PLAIN BEARINGS

BUFFERS - SELF CONTAINED 406 DIA. HEADS
COUPLINGS - INSTANTER
MIN. CURVE - 31 m
GEN. ARRGT. DRG. No. - SW / SW / 125
BRAKE - HAND LEVER
SUSPENSION - SECONDARY COIL

BOGIE BOLSTER 'C' WAGON

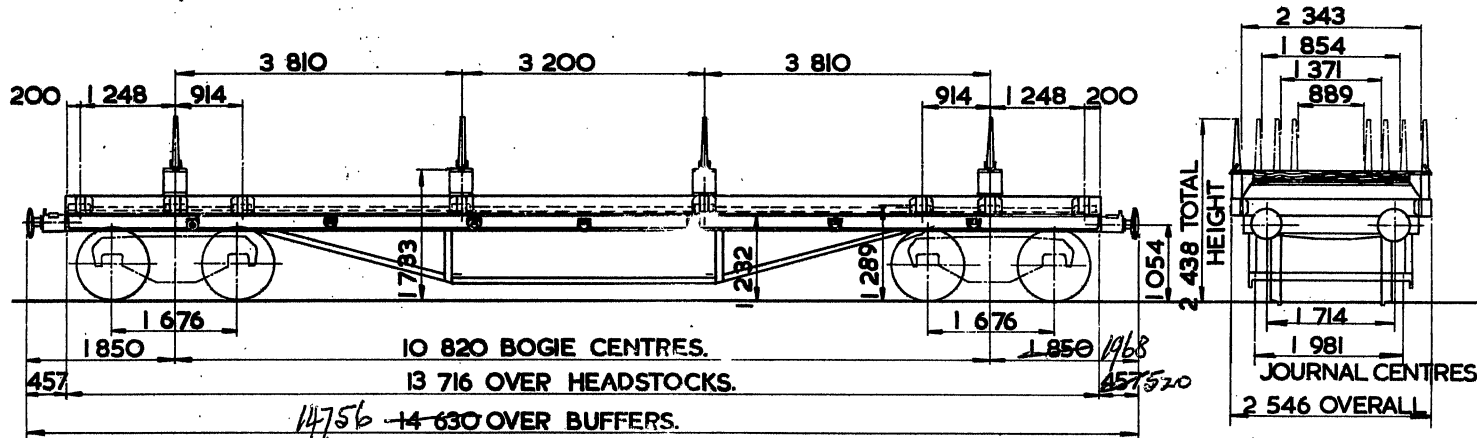
BC003A

Original © BRB Residuary Ltd This PDF courtesy of R. Oldfield, BMRG, 2020 (visit <http://www.barrowmoremrg.co.uk>)

LOT NUMBER
PART 3059
3060

EXCESS LENGTH ³	H	M	L	E
tonnes	44	36	25	17
V B				
A B				
RA	I	I	I	I
MAX. SPEED	50	50	50	50

TOPS CODE					
CARKND		AARKND		OPERATING PANEL No.	
B	C	Ø	B	C	Ø
					2 6



TARE - 17 700 kg.
CARRYING CAPACITY - 30 500 kg.
CAPACITY -
MAX. SPEED - 50 mile/h.
WHEELS - 952 DIA.
JOURNALS - 228x114 PLAIN BEARINGS.

BUFFERS - SELF CONTAINED 406 DIA. HEADS
COUPLINGS - INSTANTER
MIN. CURVE - 31 m.
GEN. ARRGT. DRG No. - SW/SW 253
BRAKE - HAND LEVER
SUSPENSION - SECONDARY COIL

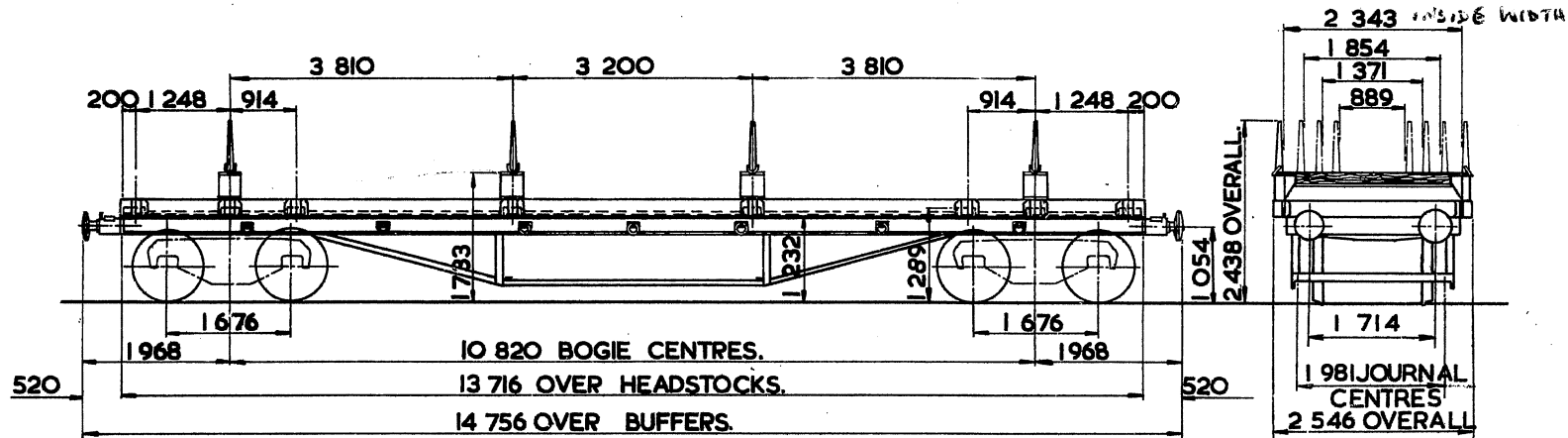
BOGIE BOLSTER 'C' WAGON

BC003C

LOT NUMBER
PART 3155
PART 3165 3162
PART 3200
PART 3238
PART 3341
PART 3397
PART 2238

EXCESS LENGTH ⁴	H	M	L	E
tonnes	45	37	26	18
VB	9	9	9	9
AB				
RA	1	1	1	1
MAX SPEED	55	55	55	55

TOPS CODE										
CARKND			AARKND			OPERATING PANEL No.				
B	C	V	B	C	V	C		1	5	6



TARE - 18200 kg.
CARRYING CAPACITY - 30500 kg.
CAPACITY -
MAX. SPEED - 55 mile/h.
WHEELS - 952 DIA.
JOURNALS - III DIA. ROLLER BEARINGS.

Self contained

BUFFERS - HYDRAULIC 406 DIA. HEADS
COUPLINGS - INSTANTER.
MIN. CURVE - 31 m
GEN. ARRGT. DRG No. - SW/SW 253
BRAKE - VACUUM, BLOCK & HAND SCREW <i>locks.</i>
SUSPENSION - COIL SPRINGS. <i>Secondary coil.</i>

Original © BRB Residuary Ltd This PDF courtesy of R. Oldfield, BMRG, 2020 (visit http://www.barrowmoremrg.co.uk)

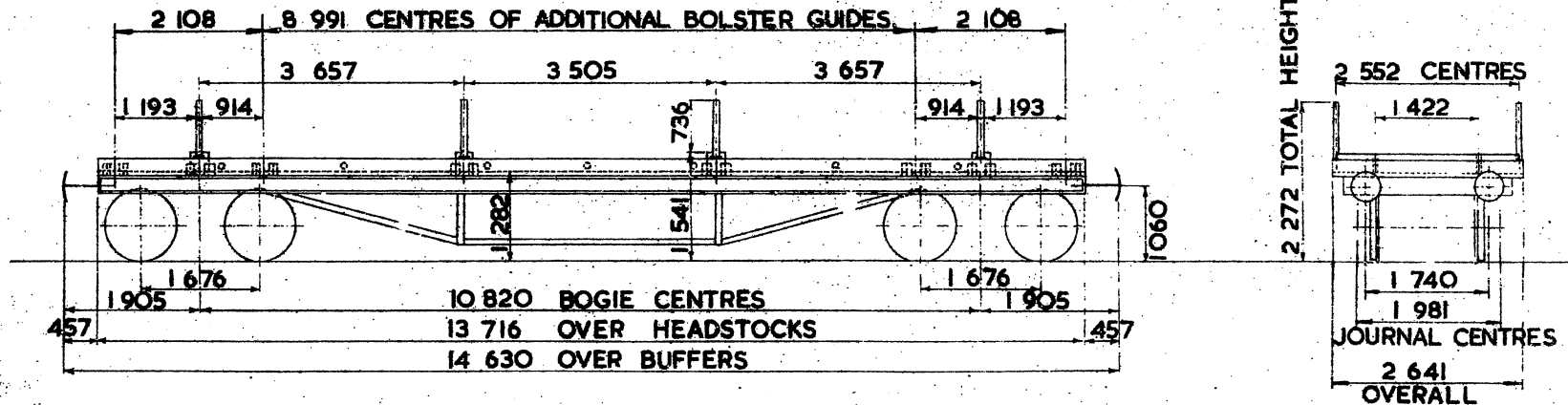
BOGIE BOLSTER 'C' WAGON

BC004A

LOT NUMBER
2098

EXCESS LENGTH	3	H	M	L	E
tonnes	55	45	30	20	
VB					
AB					
RA	3	1	1	1	
MAX SPEED	50	50	50	50	

TOPS CODE					
CARKND	AARKND	OPERATING PANEL No			
B	C	Ø	B	C	Ø



TARE - 19650 kg.
CARRYING CAPACITY - 42 500 kg.
CAPACITY -
MAX. SPEED - 50 mile/h.
WHEELS - 952 DIA.
JOURNALS - 254 x 127 PLAIN BEARINGS

BUFFERS - SELF CONTAINED 406 DIA. HEADS
COUPLINGS - INSTANTER
MIN. CURVE - 31 m.
GEN. ARRGT. DRG. No. - W 126766
BRAKE - HAND LEVER
SUSPENSION - SECONDARY COIL

BOGIE BOLSTER 'C' WAGON

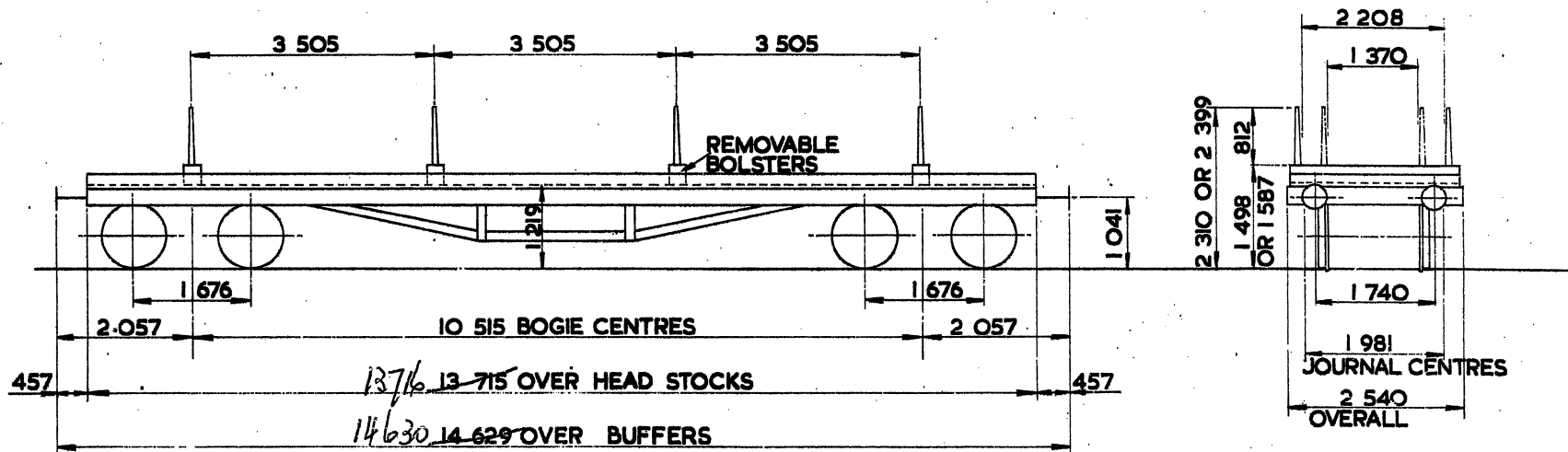
BC007A

LOT NUMBER	
MID 946	287
348	349
392	759

EXCESS LENGTH	9	H	M	L	E
tonnes	45	35	23	15	
VB					
AB					
RA	1	1	1	1	
MAX. SPEED	45	45	45	45	

TOPS CODE					
CARKND	AARKND			OPERATING PANEL No	
B	C	Ø	B	C	Ø
C					

7.0 21



TARE - 14 ⁸⁰⁰ kg
CARRYING CAPACITY - 30 ⁵⁰⁰ kg
CAPACITY -
MAX. SPEED - 45 mile/h
WHEELS - 952 DIA
JOURNALS - 228 x 108 PLAIN BEARINGS

BUFFERS - SELF CONTAINED 381 DIA HEADS
COUPLINGS - INSTANTER
MIN. CURVE - 21m
GEN. ARRGT. DRG. No. - 6468
BRAKE - HAND SCREW
SUSPENSION - SECONDARY COIL

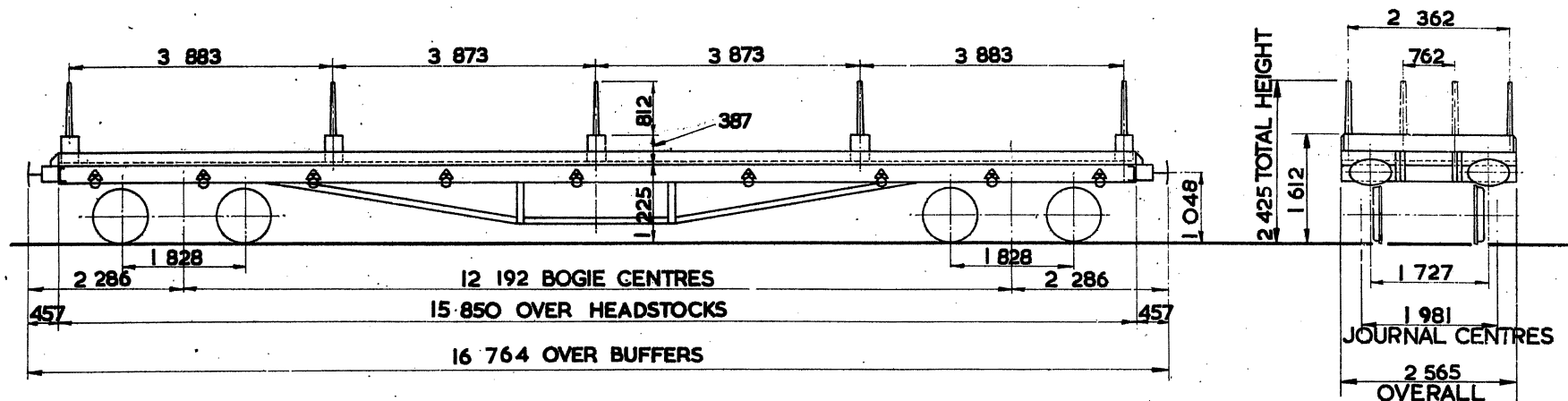
BOGIE BOLSTER 'D' WAGON

BDOOIA

LOI NUMBER
2021

EXCESS LENGTH	7	H	M	L	E
tonnes	57	47	31	20	
VB					
AB					
RA	1/2	2/1	1	1	
MAX. SPEED	50	50	50	50	

TOPS CODE					
CARKND	AARKND		OPERATING PANEL No.		
B	D	Ø	B	D	Ø
					40
					35



TARE - 18 950 kg
CARRYING CAPACITY - 42 500 kg
CAPACITY -
MAX. SPEED - 50 mile/h.
WHEELS - 824 DIA.
JOURNALS - 254 X 127 PLAIN BEARINGS

BUFFERS - SELF CONTAINED 610 X 356 OVAL HEADS
COUPLINGS - INSTANTER
MIN. CURVE - 31m.
GEN. ARRGT. DRG. No. - D12/281
BRAKE - HAND SCREW
SUSPENSION - SECONDARY COIL

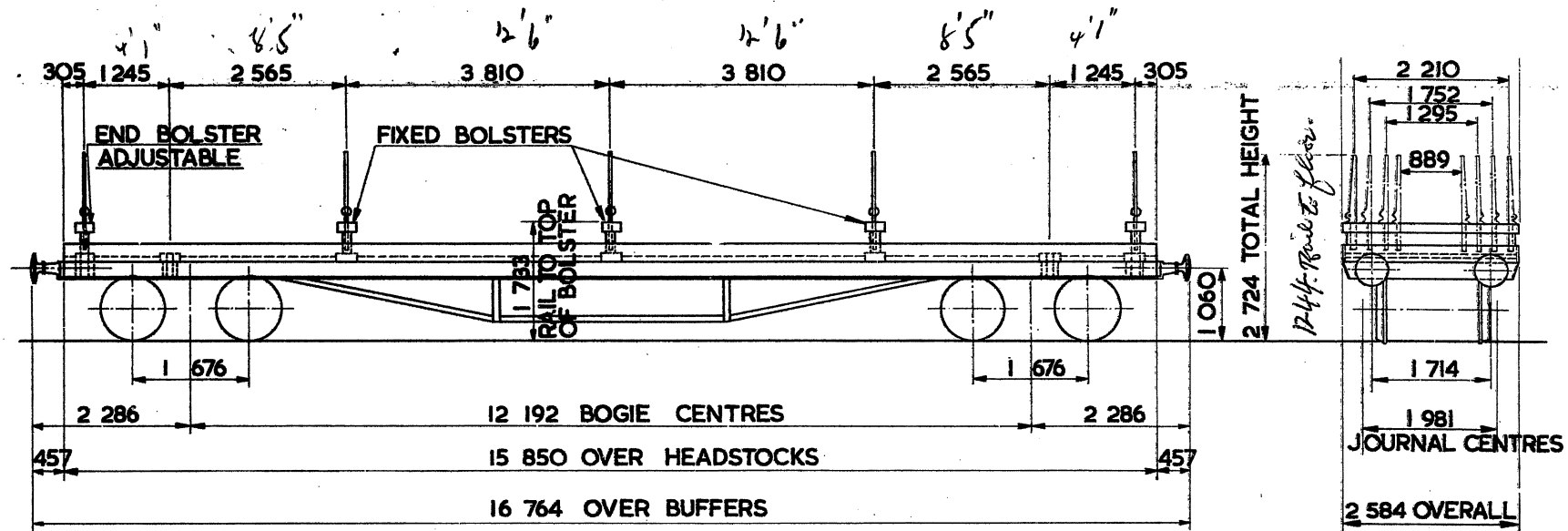
BOGIE BOLSTER 'D' WAGON

BDOO2A

LOT NUMBER			
2238	2358	2979	3021
PART 2211		PART 2237	
PART 2487		PART 2623	
PART 2624		PART 2625	
PART 2690		PART 2691	
PART 2787		PART 2852	
PART 2882			

EXCESS LENGTH 7	H	M	L	E
tonnes	59	49	33	22
VB				
AB				
RA	4	2	1	1
MAX. SPEED	50	50	50	50

TOPS CODE									
CARKND			AARKND			OPERATING PANEL No.			
B	D	Ø	B	D	Ø	D			3 5



TARE - 22 300 kg
CARRYING CAPACITY - 42 500 kg
CAPACITY -
MAX. SPEED - 50 mile/h
WHEELS - 952 DIA.
JOURNALS - 254 x 127 PLAIN BEARINGS

BUFFERS - SELF-CONTAINED 457 DIA. HEADS
COUPLINGS - INSTANTER
MIN. CURVE - 22 m
GEN. ARRGT. DRG. No. - 18471N
BRAKE - HAND LEVER
SUSPENSION - SECONDARY COIL

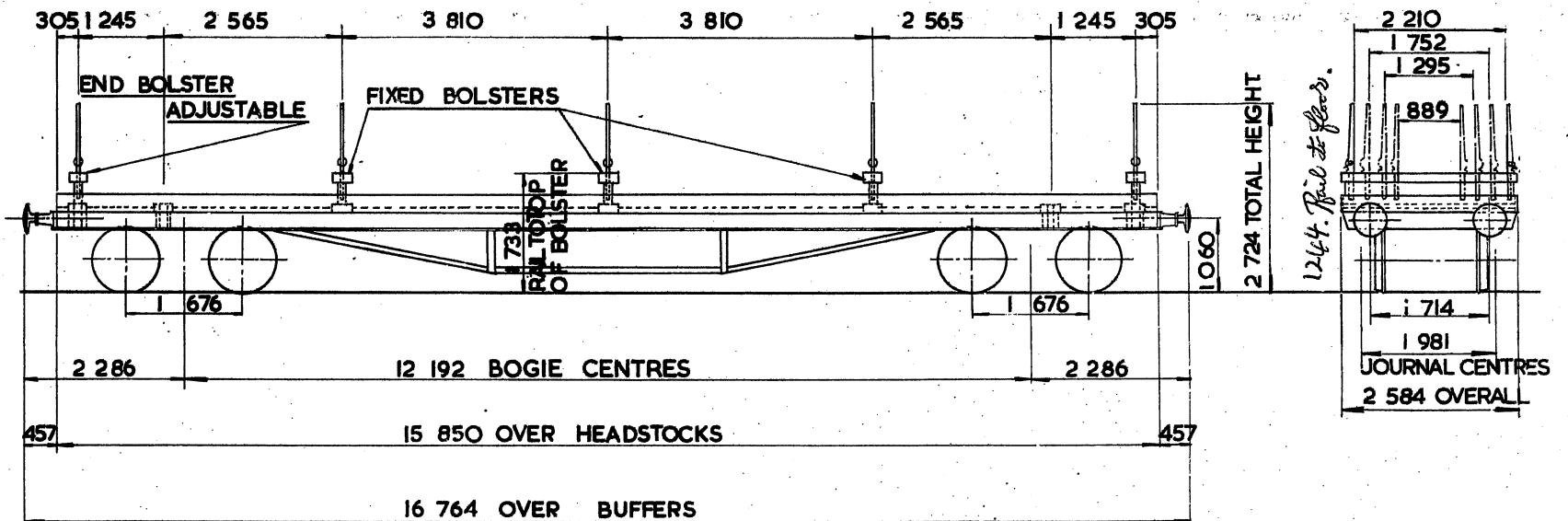
BOGIE BOLSTER 'D' WAGON

BDOO2B

LOT NUMBER
3104
3113

EXCESS LENGTH 7	H	M	L	E
tonnes	60	49	33	23
. VB	12	12	12	12
AB				
RA	4	2	1	1
MAX. SPEED	55	55	55	55

TOPS CODE					
CARKND	AARKND		OPERATING PANEL No.		
B D V	B D V	D	I	5	5



TARE - 23 300 kg
CARRYING CAPACITY - 42 500 kg
CAPACITY -
MAX. SPEED - 55 mile/h
WHEELS - 952 DIA.
JOURNALS - 124 ROLLER BEARINGS

BUFFERS - SELF CONTAINED 457 DIA. HEADS
COUPLINGS - INSTANTER.
MIN. CURVE - 22m
GEN. ARRGT. DRG. No. - 18471N
BRAKE - VACUUM BLOCK & HAND LEVER
SUSPENSION - SECONDARY COI

This PDF courtesy of R. Oldfield, BMRG, 2020 (visit <http://www.barrowmoremrg.co.uk>)

Original © BRB Residuary Ltd

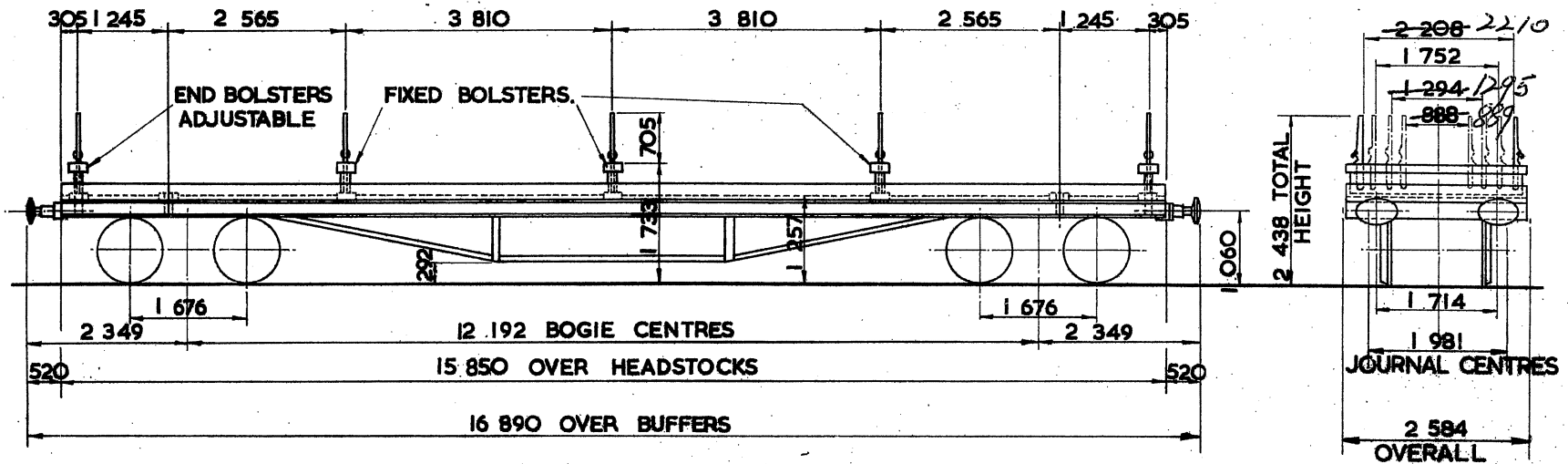
BOGIE BOLSTER 'D' WAGON

BDOO3A

LOT NUMBER
3246

EXCESS LENGTH	7	H	M	L	E
tonnes	60	49	33	23	
VB	12	12	12	12	
AB					
RA	4	2	1	1	
MAX. SPEED	60	70	70	70	

TOPS CODE									
CARKND			AARKND			OPERATING PANEL No			
B	D	V	B	D	V	D			5 6



TARE - 22400 kg
CARRYING CAPACITY - 42500 kg
CAPACITY -
MAX. SPEED - 70 miles/hr
WHEELS - 952 DIA.
JOURNALS - 254 X 127 PLAIN BEARINGS

124. dia roller bearings.

BUFFERS - PNEUMATIC 610 X 356 OVAL HEADS
COUPLINGS - INSTANTER
MIN. CURVE - 22 m
GEN. ARRGT. DRG. No. - DN 27933
BRAKE - VACUUM BLOCK & HAND SCREW
SUSPENSION - SECONDARY COIL

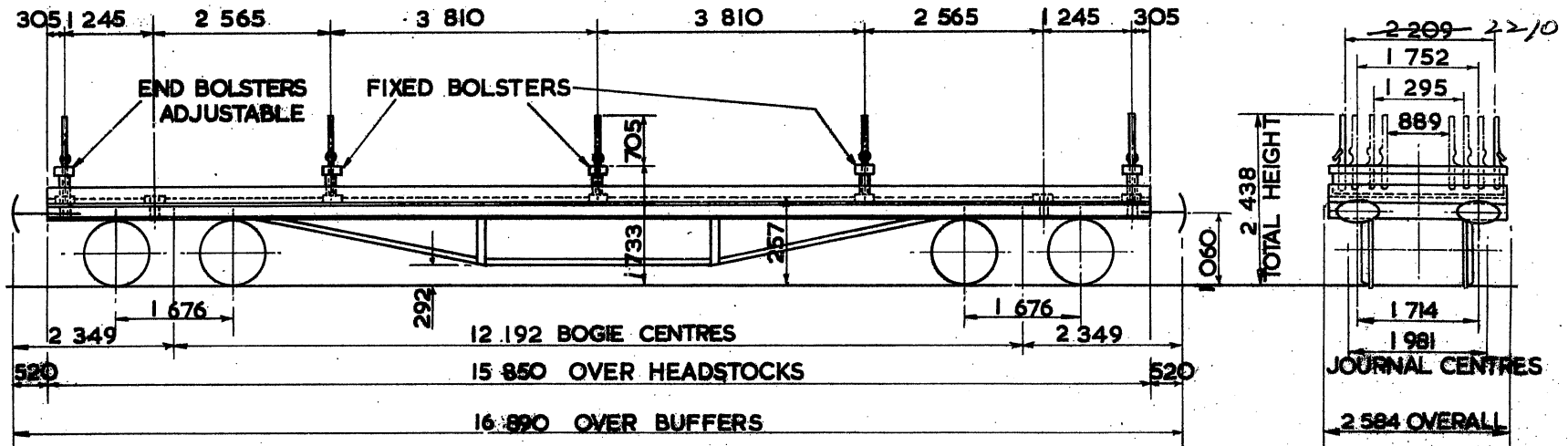
BOGIE BOLSTER 'D' WAGON

BDOO3B

LOT NUMBER
3407
3408

EXCESS LENGTH	7	H	M	L	E
tonnes	60	49	33	23	
VB	12	12	12	12	
AB					
RA	4	2	1	1	
MAX SPEED	60	70	70	70	

TOPS CODE									
CARKND			AARKND			OPERATING PANEL No.			
B	D	V	B	D	V	D		5	6



TARE - 22400 kg
CARRYING CAPACITY - 42500 kg
CAPACITY -
MAX. SPEED - 70 mile/h
WHEELS - 952 DIA.
JOURNALS - 124 DIA. ROLLER BEARINGS

BUFFERS - PNEUMATIC 610 x 356 OVAL HEADS
COUPLINGS - INSTANTER
MIN. CURVE - 22 m
GEN. ARRGT. DRG. No. - DN 29382
BRAKE - VACUUM BLOCK & HAND LEVER
SUSPENSION - SECONDARY COIL

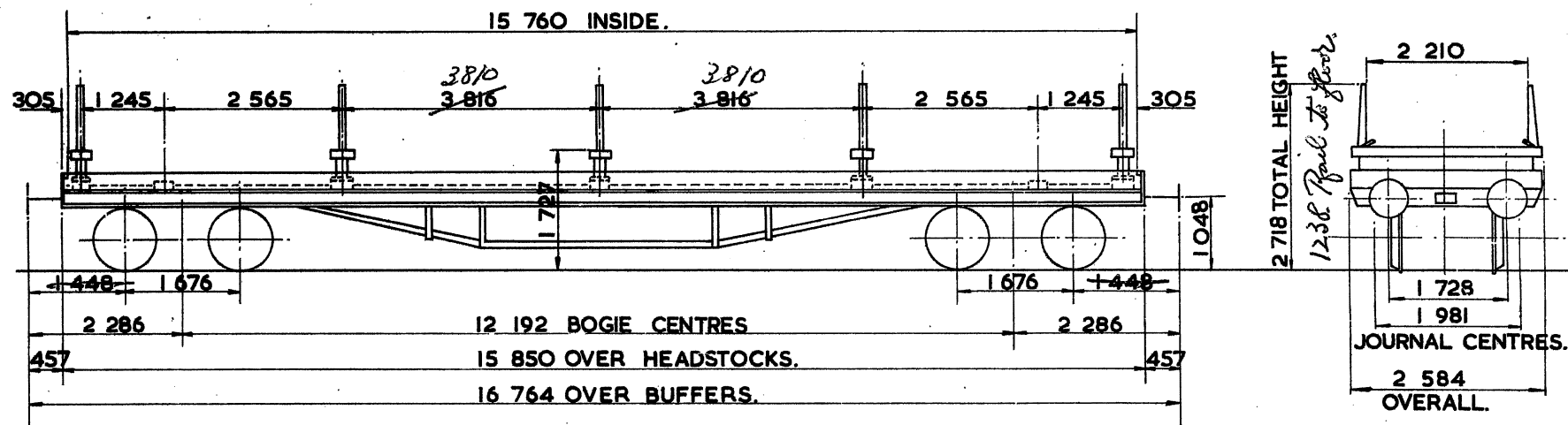
BOGIE BOLSTER 'D' WAGON

BDOO4C

LOT NUMBER

EXCESS LENGTH	7	H	M	L	E
tonnes.	59	49	33	22	
VB					
AB					
RA	4	2	1	1	
MAX. SPEED	50	50	50	50	

TOPS CODE									
CARKND			AARKND			OPERATING PANEL No.			
B	D	Ø	B	D	Ø	D		3	5



TARE --	21200kg.
CARRYING CAPACITY --	42500 kg.
CAPACITY --	
MAX. SPEED --	50 mile/h.
WHEELS --	940 DIA.
JOURNALS --	254x 127 PLAIN BEARINGS.

BUFFERS --	SPINDLE 457 DIA. HEADS.
COUPLINGS --	INSTANTER.
MIN. CURVE --	22m.
GEN. ARRG. DRG. No. --	17523N.
BRAKE --	HAND LEVER.
SUSPENSION --	SECONDARY COIL.

BOPLATE WAGON

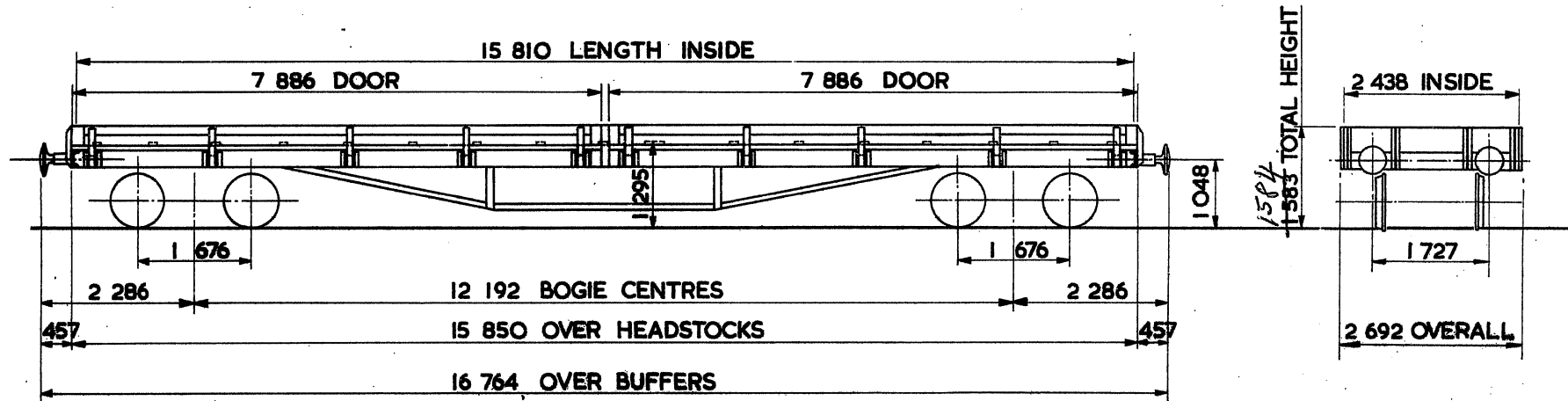
BPOOIA

LOT NUMBER			
2010	2185	2211	2237
2344	2455	2487	2456
* 2618	2623	2624	2625
2690	2691	2722	2787
2852	2882	2930	3046
3055			

* 2 Sp NF
 0 2 Sp NF

EXCESS LENGTH	7	H	M	L	E
tonnes	57	47	31	20	
VB					
AB					
RA	3	1	1	1	
MAX. SPEED	50	50	50	50	

TOPS CODE									
CARKND		AARKND			OPERATING PANEL No.				
B	P	Ø	B	P	Ø	E		4	O



TARE - 18 600 kg
CARRYING CAPACITY - 42 500 kg
CAPACITY -
MAX. SPEED - 50 mile/h
WHEELS - 824 DIA.
JOURNALS - 254 x 127 PLAIN BEARINGS

BUFFERS - SPINDLE 457 DIA. HEADS
COUPLINGS - INSTANTER
MIN. CURVE - 22 m
GEN. ARRGT. DRG. No. - 12/726
BRAKE - HAND SCREW
SUSPENSION - SECONDARY COIL

BOPLATE WAGON

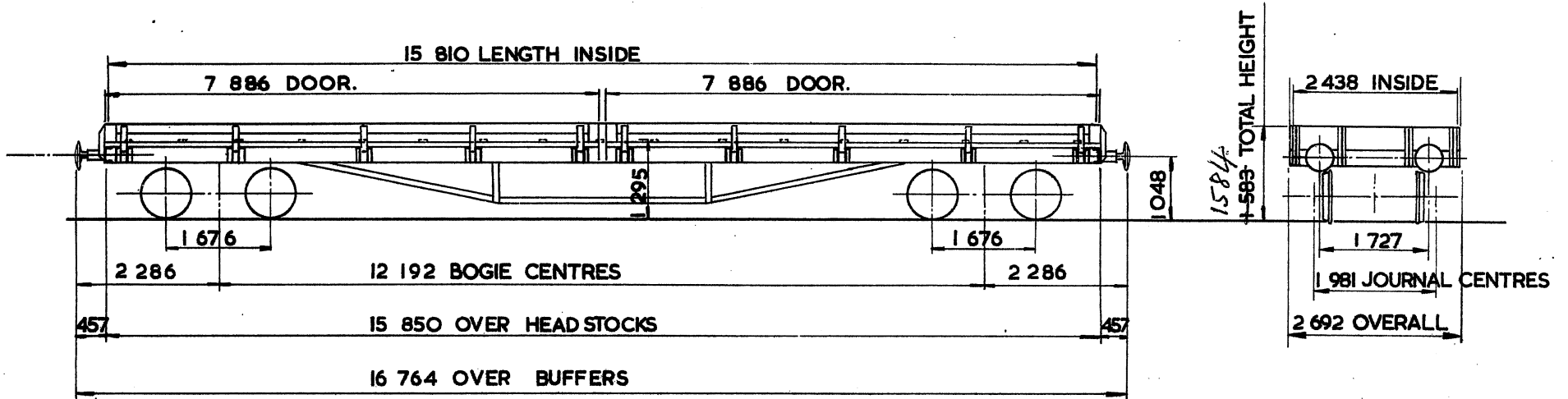
BPOOIB

LOT NUMBER
323 5
3236

2 spm. Ydd
1 spm. Ydd

EXCESS LENGTH 7	H	M	L	E
tonnes	58	47	31	21
VB	12	12	12	12
AB				
RA	3	1	1	1
MAX. SPEED	55	55	55	55

TOPS CODE										
CARKND		AARKND		OPERATING PANEL No.						
B	P	V	B	P	V	E				



TARE - 19 600 kg
CARRYING CAPACITY - 42 500 kg
CAPACITY -
MAX. SPEED - 55 mile/h
WHEELS - 824 DIA.
JOURNALS - 124 DIA. ROLLER BEARINGS

BUFFERS - SPINDLE 457 DIA. HEADS
COUPLINGS - INSTANTER.
MIN. CURVE - 22 m
GEN. ARRGT. DRG. No. - D12/863.
BRAKE - VACUUM BLOCK & HAND SCREW
SUSPENSION - SECONDARY COIL

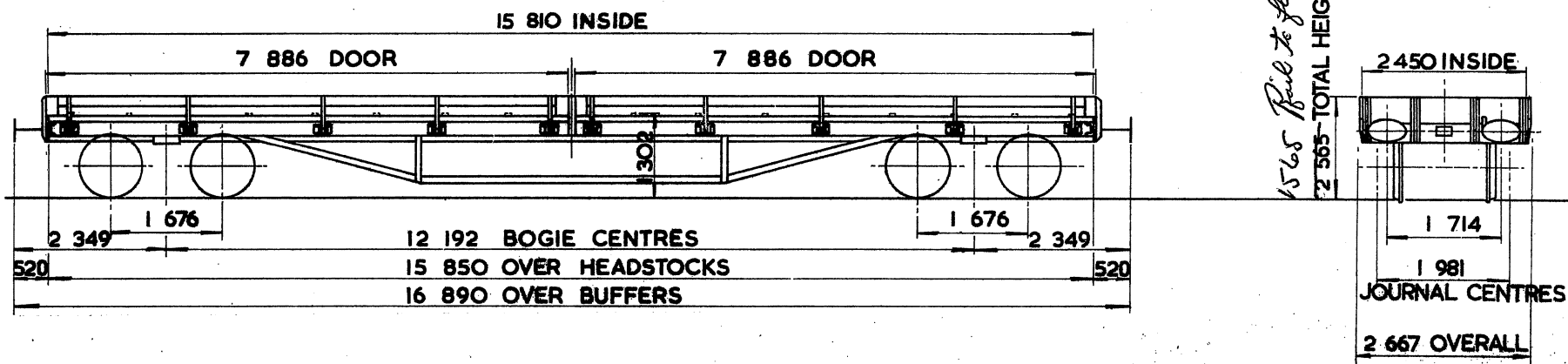
BOPLATE WAGON

BPO02B

LOT NUMBER
3240

EXCESS LENGTH	7	H	M	L	E
tonnes	58	47	31	21	
VB	12	12	12	12	
AB					
RA	3	1	1	1	
MAX. SPEED	55	55	55	55	

TOPS CODE						
CARKND	AARKND		OPERATING PANEL No.			
B P V	B P V E					



TARE - 19 400 kg.
CARRYING CAPACITY - 42 500 kg.
CAPACITY -
MAX. SPEED - 55 mile/h
WHEELS - 952 DIA.
JOURNALS - 124 DIA. ROLLER BEARINGS

BUFFERS - HYDRAULIC 610x356 OVAL HEADS
COUPLINGS - INSTANTER
MIN. CURVE - 22 m.
GEN. ARRGT. DRG. No. - SW/DE/35595
BRAKE - VACUUM BLOCK & HAND SCREW
SUSPENSION - SECONDARY COIL

BORAL WAGON

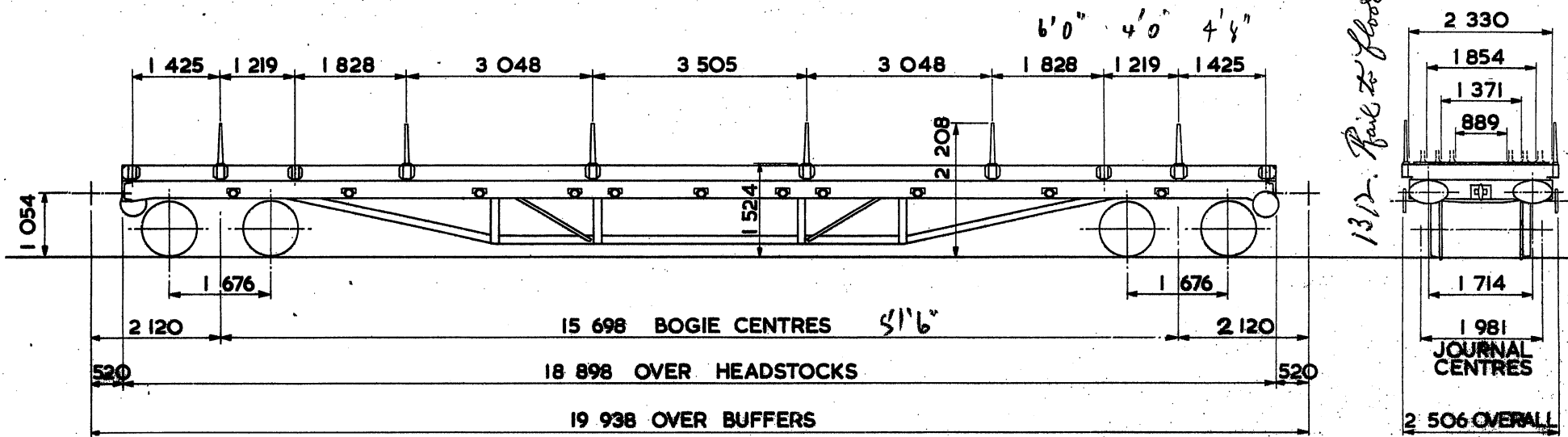
BROO3A

WG.

LOT NUMBER
3263

EXCESS LENGTH	12	H	M	L	E
tonnes	67	55	36	24	
VB	0	0	0	0	
AB					
RA	6	3	1	1	
MAX SPEED	50	50	50	50	

TOPS CODE					
CARKND	AARKND	OPERATING PANEL No.			
B	R	P	B	R	P
					C
					3 3



TARE - 23 450 kg
CARRYING CAPACITY - 51000 kg
CAPACITY -
MAX. SPEED - 50 mile/h.
WHEELS - 952 DIA.
JOURNALS - 140 DIA. ROLLER BEARINGS

BUFFERS - HYDRAULIC 610 x 356 OVAL HEADS
COUPLINGS - INSTANTER
MIN. CURVE - 41m.
GEN. ARRGT. DRG. No. - SW/SW/490
BRAKE - VACUUM PIPED & HAND SCREW
SUSPENSION - SECONDARY COIL

Original © BRB Residuary Ltd This PDF courtesy of R. Oldfield, BMRG, 2020 (visit http://www.barrowmoremrg.co.uk)

BORAIL WAGON

BROO4A

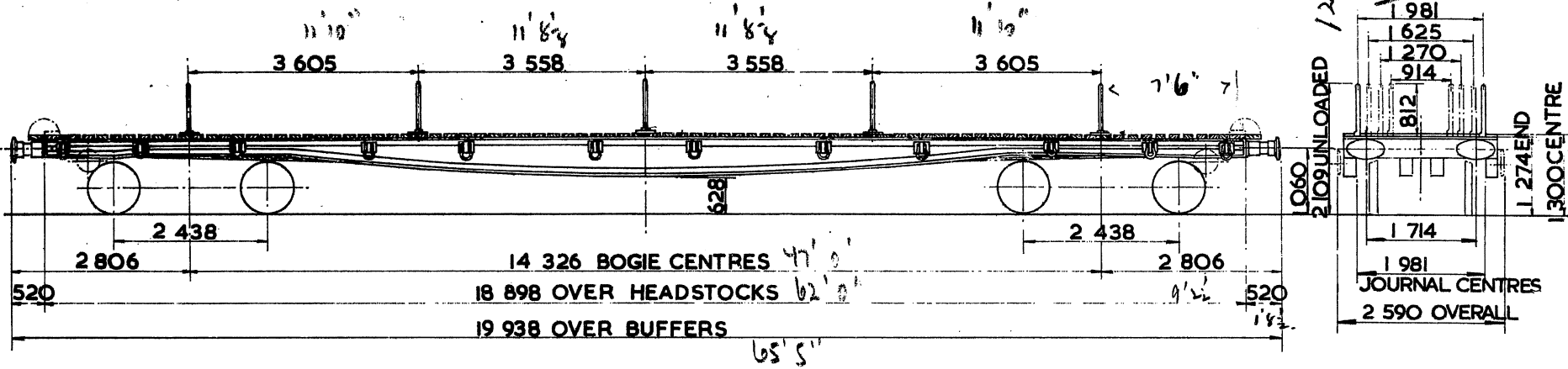
482

BORAIL EC

LOT NUMBER
3267
3334

EXCESS LENGTH ^{1/2} tonnes	H	M	L	E
VB	75	62	44	32
AB				
RA	7	4	2	1
MAX. SPEED	60	60	60	60

TOPS CODE							
CARKND	AARKND	OPERATING PANEL No.					
B	R	V	B	R	V	D	87



TARE - 31600kg.
CARRYING CAPACITY - 51000kg.
CAPACITY -
MAX. SPEED - 60 mile/h.
WHEELS - 812 DIA.
JOURNALS - 140 DIA. ROLLER BEARINGS.

BUFFERS - SELF CONTAINED 610x356 OVAL HEADS
COUPLINGS - INSTANTER.
MIN. CURVE - 31m.
GEN. ARRGT. DRG No. - SW/DE 11339.
BRAKE - VACUUM BLOCK & HAND SCREW
SUSPENSION - SECONDARY COIL

This PDF courtesy of R. Oldfield, BMRG, 2020 (visit <http://www.barrowmoremrg.co.uk>)

Original © BRB Residuary Ltd

BRAKE VAN

CAOOIA

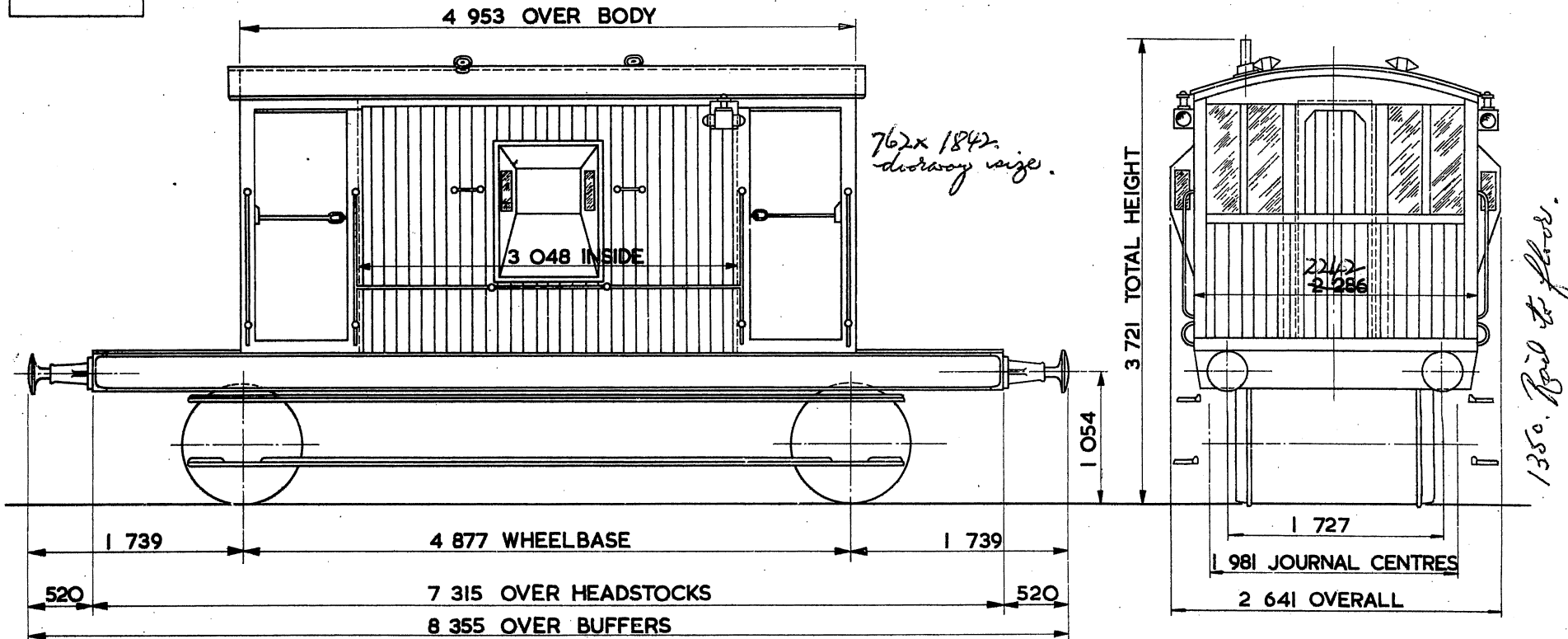
This PDF courtesy of R. Oldfield, BMRG, 2020 (visit <http://www.barrowmoremrg.co.uk>)

Original © BRB Residuary Ltd

LOT NUMBER
PART 2051

EXCESS LENGTH	3	H	M	L	E
tonnes	20				
VB					
AB					
RA	1				
MAX SPEED	50				

TOPS CODE					
CARKND	AARKND	OPERATING PANEL No			
C	A	B	C	A	Ø C
					4 0 2



TARE - 20 ³⁰⁰ kg
CARRYING CAPACITY -
CAPACITY -
MAX. SPEED - 50 mile/h
WHEELS - 965 DIA.
JOURNALS - 228 x 114 PLAIN BEARINGS

BUFFERS - SPINDLE 330 DIA HEADS
COUPLINGS - B. R. SCREW
MIN. CURVE - 31m.
GEN. ARRGT. DRG. No. - 14455N
BRAKE - HAND SCREW
SUSPENSION - EYEBOLT

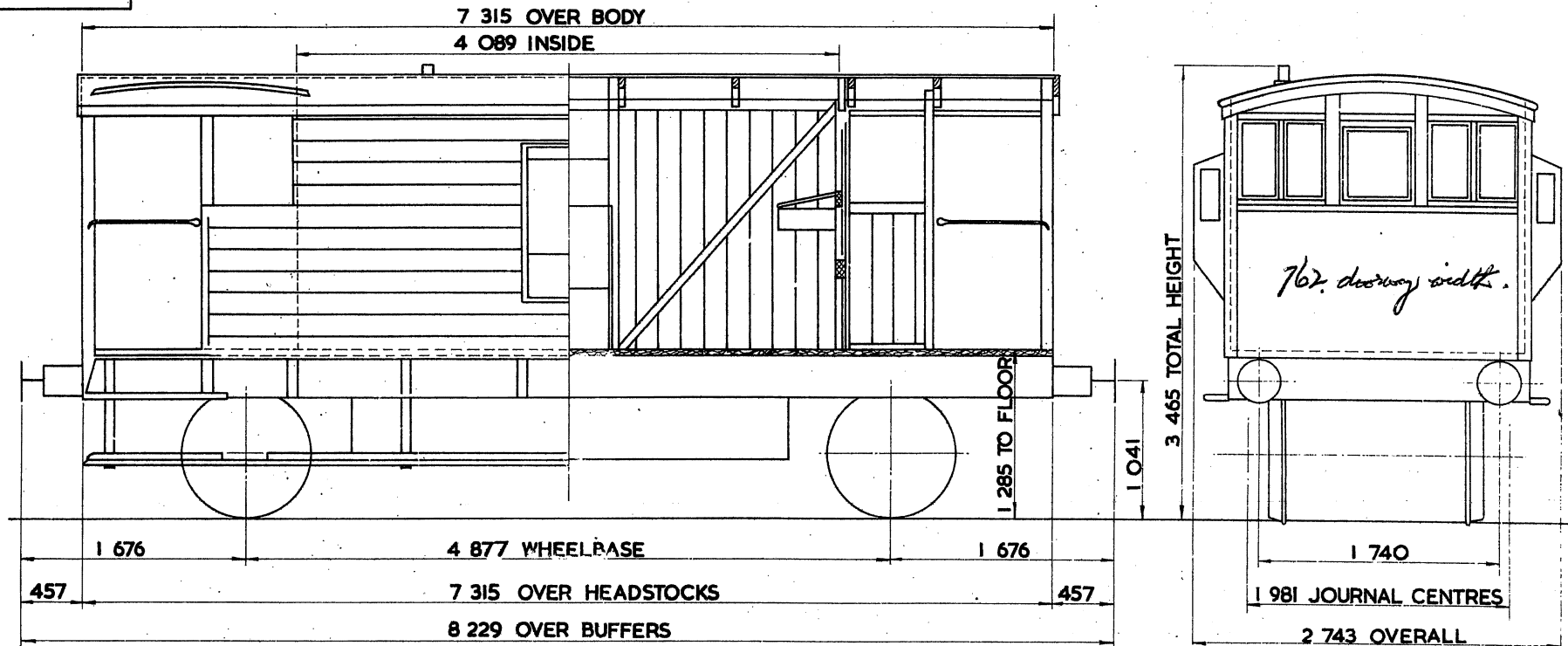
BRAKE VAN

CA002A

LOT NUMBER
PART 2026

EXCESS LENGTH	3	H
tonnes	20	
	VB	
	AB	
	RA	1
MAX SPEED		50

TOPS CODE									
CARKND			AARKND			OPERATING PANEL No			
C	A	B	C	A	Ø	C	4	0	2



TARE - 20 300 kg
CARRYING CAPACITY
CAPACITY
MAX. SPEED - 50 mile/h
WHEELS - 965 DIA.
JOURNALS - 254 X 127 PLAIN BEARINGS

BUFFERS - SELF CONTAINED 330 DIA. HEADS
COUPLINGS - INSTANTER
MIN. CURVE - 31 m
GEN. ARRGT. DRG. No. - D 12/717
BRAKE - HAND SCREW
SUSPENSION - EYEBOLT & AUXILIARY RUBBERS

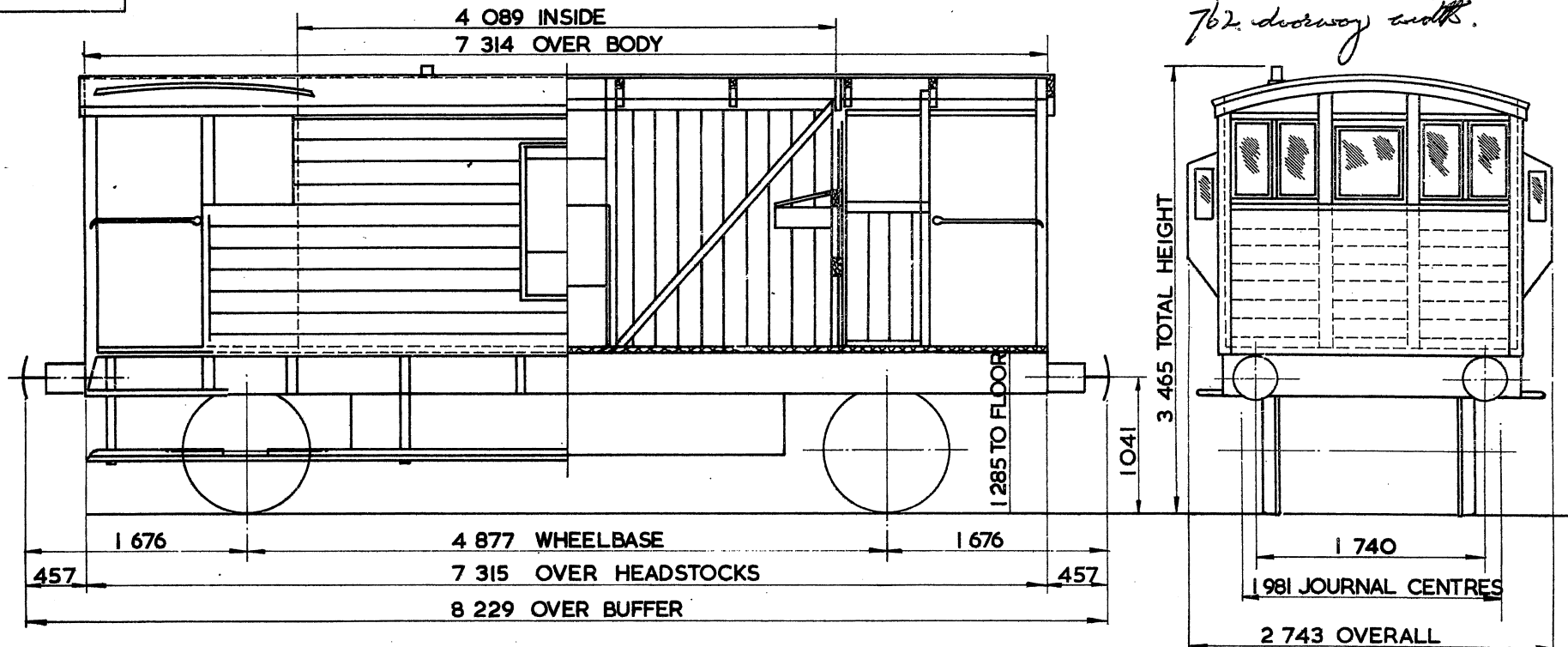
BRAKE VAN

CA002 B

LOT NUMBER
PART 2026

EXCESS LENGTH	3	H
tonnes	20	
VB	0	
AB		
RA	1	
MAX SPEED	60	

TOPS CODE					
CARKND	AARKND	OPERATING PANEL No.			
C	A	B	C	A	P C
					4 0 1



TARE - 20 300kg.
CARRYING CAPACITY -
CAPACITY -
MAX. SPEED - 60 mile/h
WHEELS - 965 DIA.
JOURNALS - 254x127 PLAIN BEARINGS

BUFFERS - SELF CONTAINED 330 DIA. HEADS
COUPLINGS - INSTANTER
MIN. CURVE - 31m
GEN. ARRGT. DRG. No. - D12/717
BRAKE - VACUUM PIPED & HAND SCREW
SUSPENSION - EYEBOLT & AUXILIARY RUBBERS

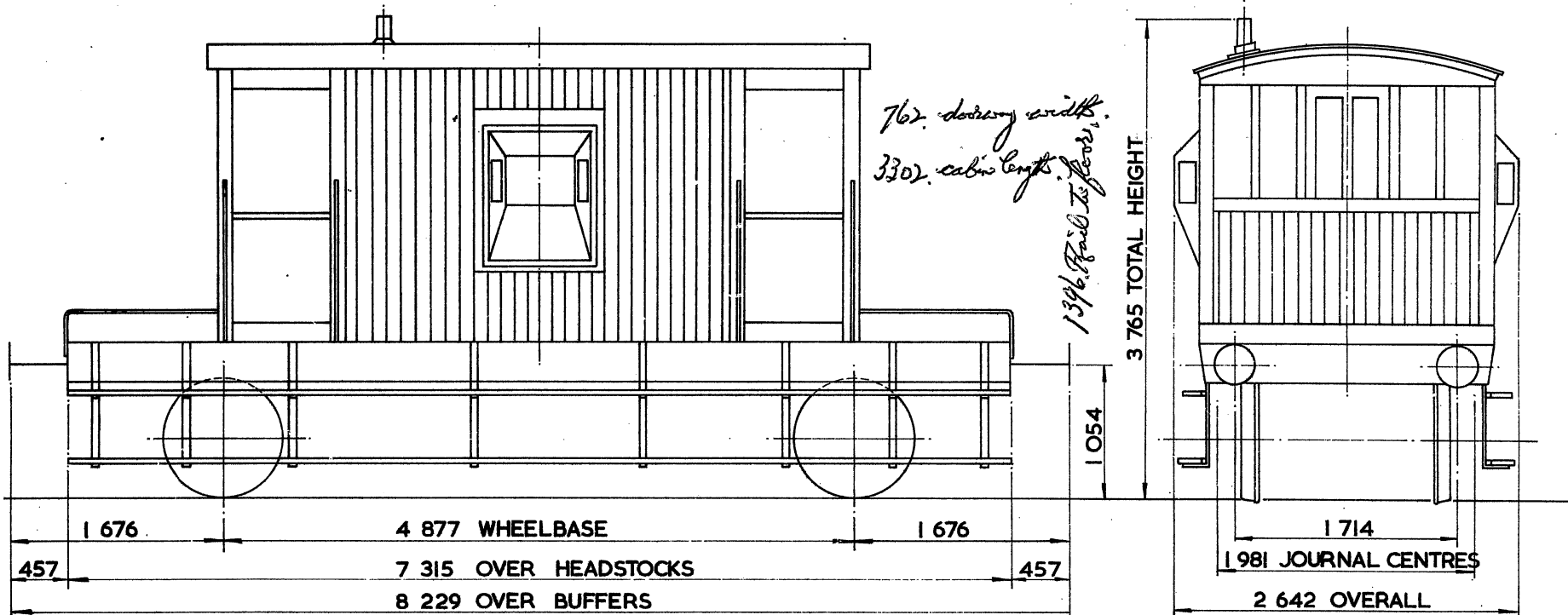
BRAKE VAN

CA003A

LOT NUMBER
PART 2136
PART 2206
PART 2207
PART 2741

EXCESS LENGTH	3	H	M	L	E
tonnes	20				
VB					
AB					
RA	1				
MAX. SPEED	50				

TOPS CODE					
CARKND	AARKND			OPERATING PANEL No.	
C	A	B	C	A	Ø C
				4	0 2



TARE - 20 300 kg
CARRYING CAPACITY -
CAPACITY -
MAX. SPEED - 50 mile/h
WHEELS - 965 DIA.
JOURNALS - 228 x 114 PLAIN BEARINGS

BUFFERS - SPINDLE 330 DIA. HEADS
COUPLINGS - INSTANTER
MIN. CURVE - 31m
GEN. ARRGT. DRG. No. - 1764GD
BRAKE - HAND SCREW
SUSPENSION - EYEBOLT

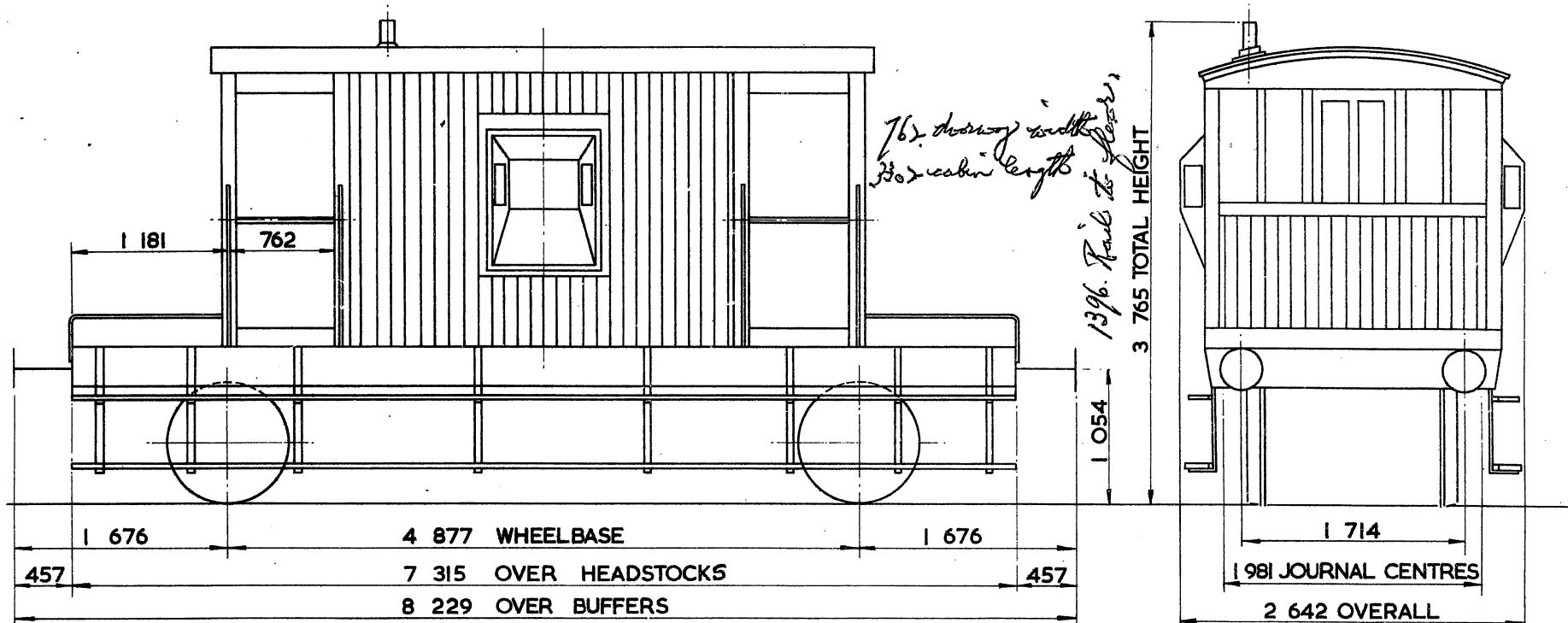
BRAKE VAN

CA003B

LOT NUMBER
PART 2741

EXCESS LENGTH	3	H	M	L	E
tonnes	20				
VB					
AB					
RA	1				
MAX. SPEED	50				

TOPS CODE					
CARKND	AARKND	OPERATING PANEL No.			
C	A	B	C	A	Φ C
					4 0 2



TARE - 20 ³⁰⁰ kg
CARRYING CAPACITY -
CAPACITY -
MAX. SPEED - 50 mile/h
WHEELS - 965 DIA.
JOURNALS - III DIA. ROLLER BEARINGS

BUFFERS - SPINDLE 330 DIA. HEADS
COUPLINGS - INSTANTER
MIN. CURVE - 31m
GEN. ARRGT. DRG. No. - 17640 D.
BRAKE - HAND SCREW
SUSPENSION - EYE BOLT

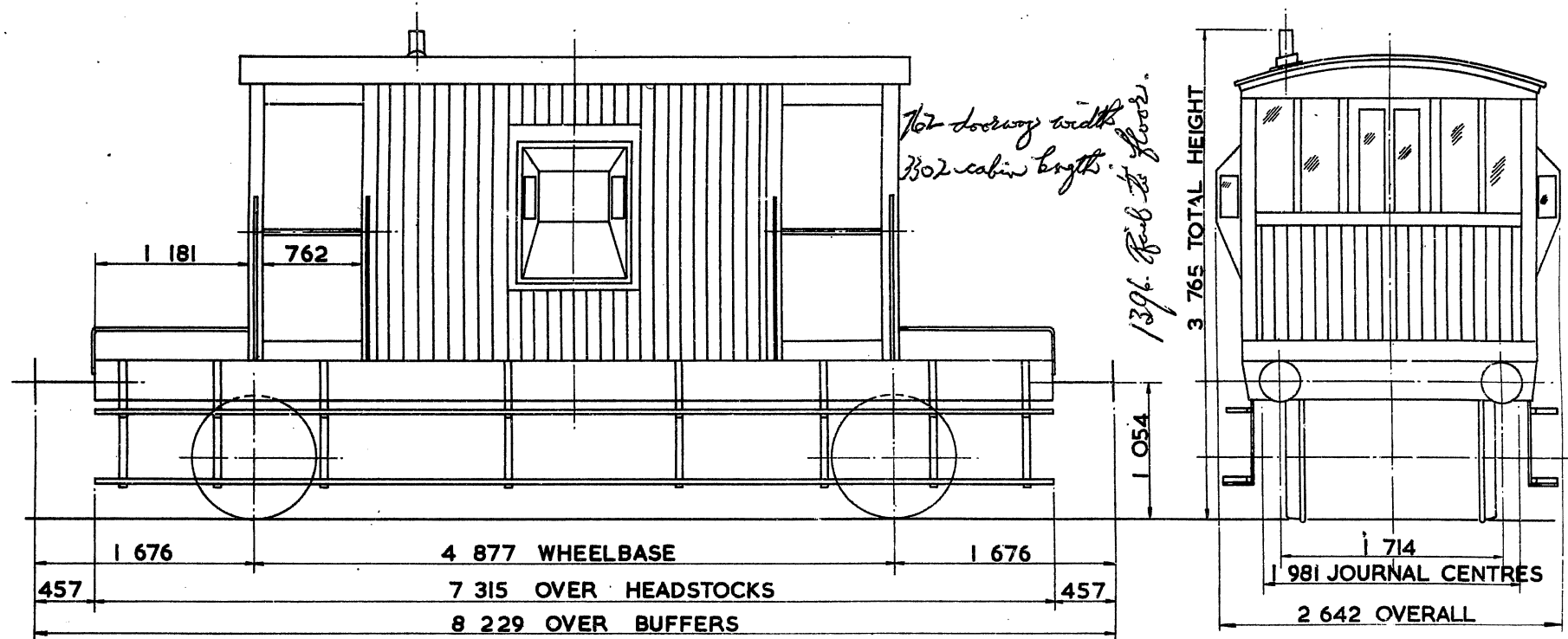
BRAKE VAN

CA003D

LOT NUMBER
PART 2136
PART 2206
PART 2207
PART 2741

EXCESS LENGTH	3	H	M	L	E
tonnes	20				
VB	0				
AB					
RA	1				
MAX. SPEED	60				

TOPS CODE									
CARKND		AARKND			OPERATING PANEL No				
C	A	B	C	A	P	C	4	0	1



TARE - 20 ³⁰⁰ kg.
CARRYING CAPACITY -
CAPACITY -
MAX. SPEED - 60 mile/h.
WHEELS - 965 DIA.
JOURNALS - 228 x 114 PLAIN BEARINGS

BUFFERS - SPINDLE 330 DIA. HEADS
COUPLINGS - INSTANTER
MIN. CURVE - 31m.
GEN. ARRGT. DRG. No. - 17640 D
BRAKE - VACUUM PIPED & HAND SCREW
SUSPENSION - EYE BOLT.

This PDF courtesy of R. Oldfield, BMRG, 2020 (visit <http://www.barrowmoremg.co.uk>)

Original © BRB Residuary Ltd

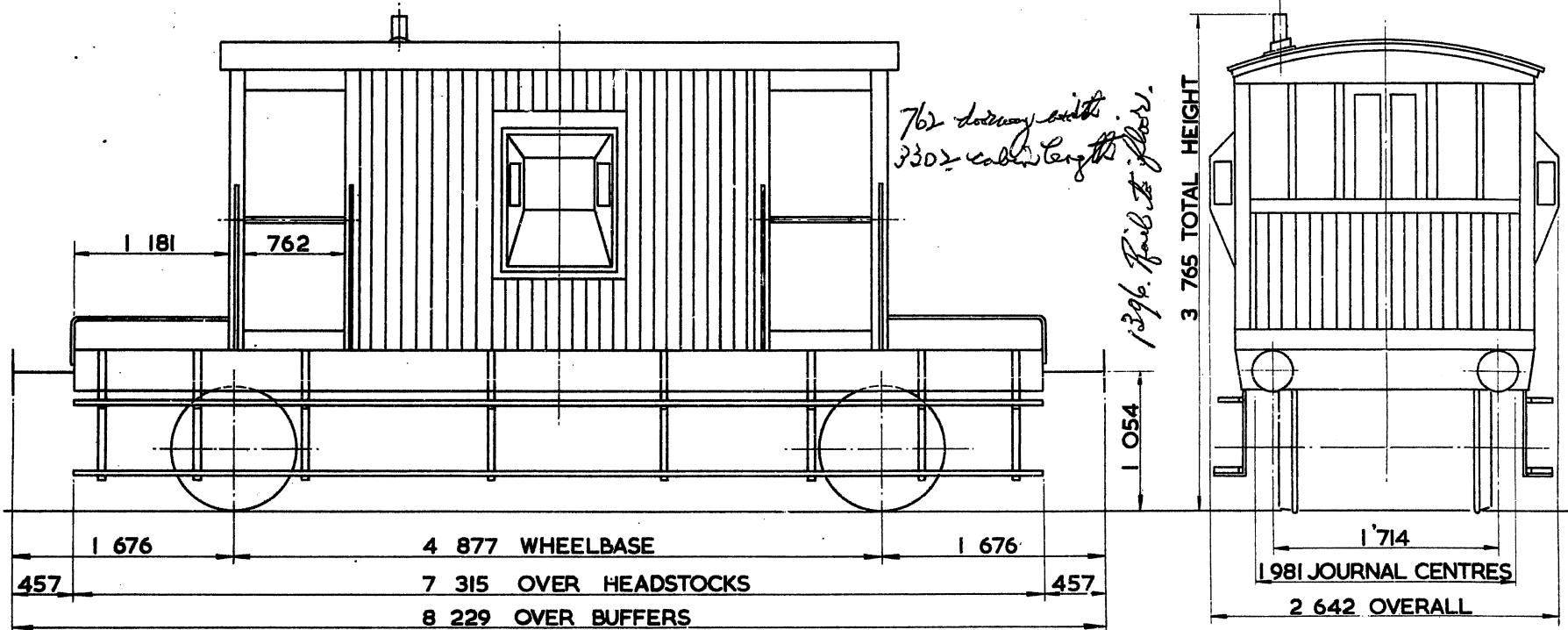
BRAKE VAN

CA003E

LOT NUMBER
PART 2207

EXCESS LENGTH	3	H	M	L	E
tonnes	20				
VB	0				
AB					
RA	1				
MAX. SPEED	60				

TOPS CODE					
CARKND	AARKND		OPERATING PANEL No.		
C	A	B	C	A	P
C					
				4	0
					1



TARE - 20300kg
CARRYING CAPACITY -
CAPACITY -
MAX. SPEED - 60mile/h
WHEELS - 965 DIA.
JOURNALS - III DIA. ROLLER BEARINGS

BUFFERS - SPINDLE 330 DIA. HEADS
COUPLINGS - INSTANTER
MIN. CURVE - 31m
GEN. ARRGT. DRG. No. - 17640D
BRAKE - VACUUM PIPED & HAND SCREW
SUSPENSION - EYEBOLT

This PDF courtesy of R. Oldfield, BMRG, 2020 (visit <http://www.barrowmoremrg.co.uk>)

Original © BRB Residuary Ltd

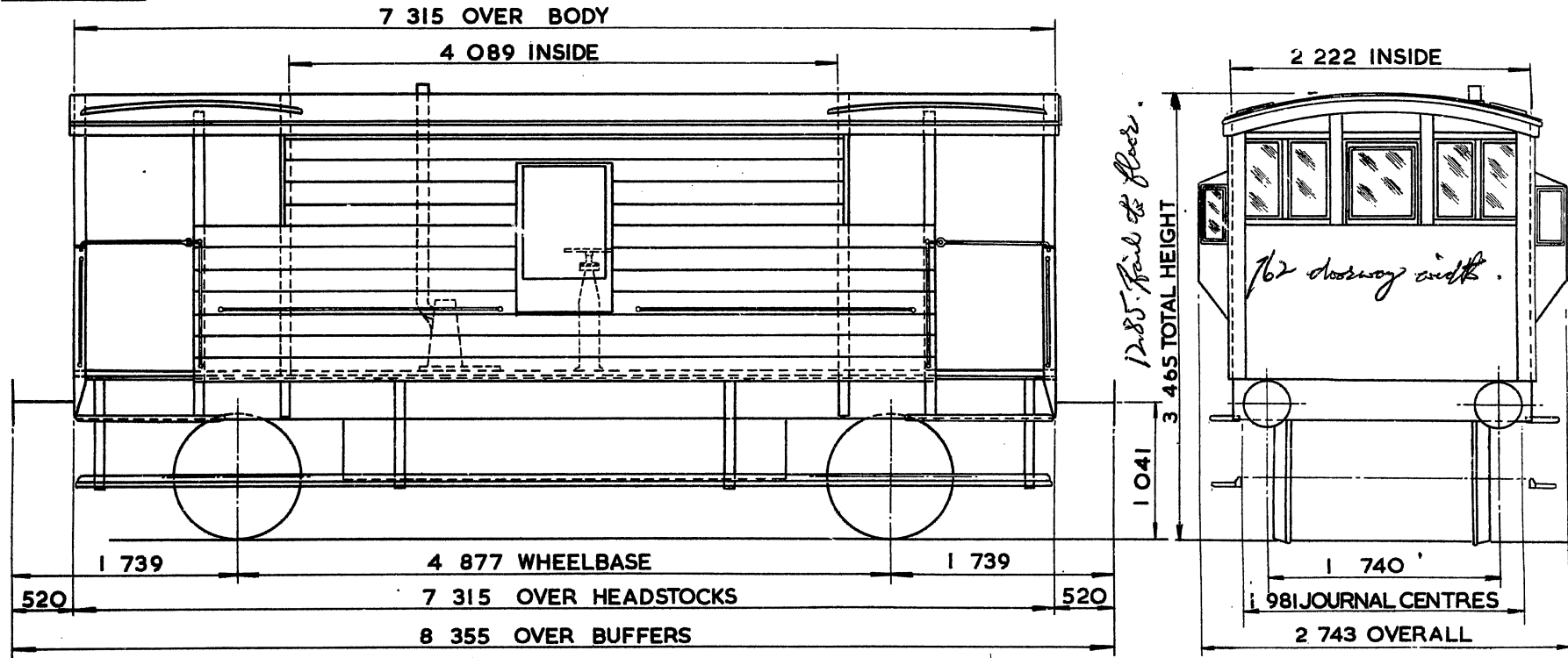
BRAKE VAN

CA004B

LOT NUMBER
PART 2025

EXCESS LENGTH	3	H
tonnes	20	
VB	0	
AB		
RA	1	
MAX. SPEED	60	

TOPS CODE									
CARKND			AARKND			OPERATING PANEL No.			
C	A	B	C	A	P	C	4	0	1



TARE - 20 300 kg
CARRYING CAPACITY -
CAPACITY-
MAX. SPEED - 60 mile/h
WHEELS - 965 DIA.
JOURNALS - 254 x 127 PLAIN BEARINGS

BUFFERS - SELF CONTAINED 330 DIA. HEADS.
COUPLINGS - B.R. SCREW
MIN. CURVE - 31 m
GEN. ARRGT. DRG. No. - D 12/717
BRAKE - VACUUM PIPED & HAND SCREW
SUSPENSION - EYEBOLT

This PDF courtesy of R. Oldfield, BMRG, 2020 (visit <http://www.barrowmoremtg.co.uk>)

Original © BRB Residuary Ltd

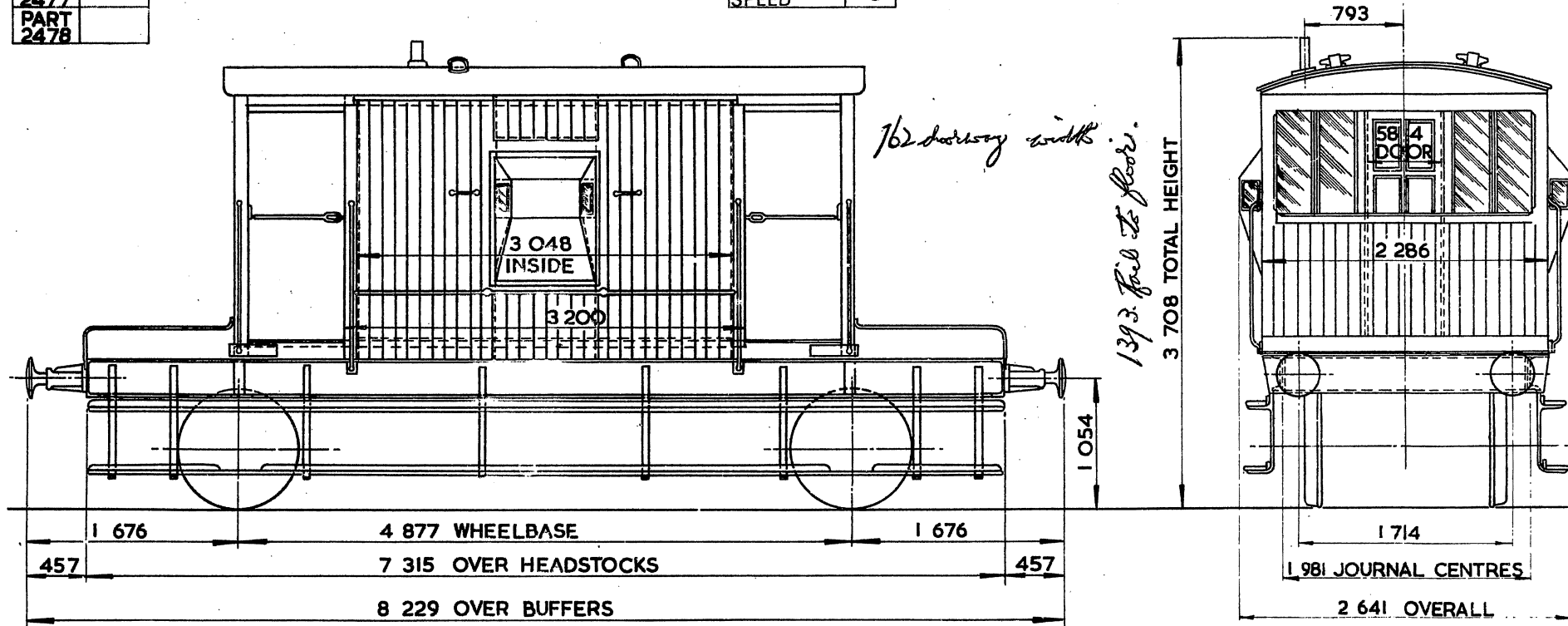
BRAKE VAN

CA005A

LOT NUMBER	
PART 2137	PART 2605
PART 2349	PART 2606
PART 2350	
PART 2477	
PART 2478	

EXCESS LENGTH	3	H
tonnes	20	
	VB	
	AB	
	RA	I
MAX. SPEED	50	

TOPS CODE						
CARKND	AARKND		OPERATING PANEL No			
C	A	B	C	A	Ø	C
						4 0 2



TARE - 20 300 kg
CARRYING CAPACITY - CAPACITY
MAX. SPEED - 60 mile/h
WHEELS - 965 DIA.
JOURNALS - 228 x 114 PLAIN BEARINGS

BUFFERS - SPINDLE 330 DIA. HEADS
COUPLINGS - INSTANTER
MIN. CURVE - 31 m
GEN. ARRGT. DRG. No. - SW/DN/IO
BRAKE - HANDSCREW
SUSPENSION - EYEBOLT & AUXILIARY RUBBERS

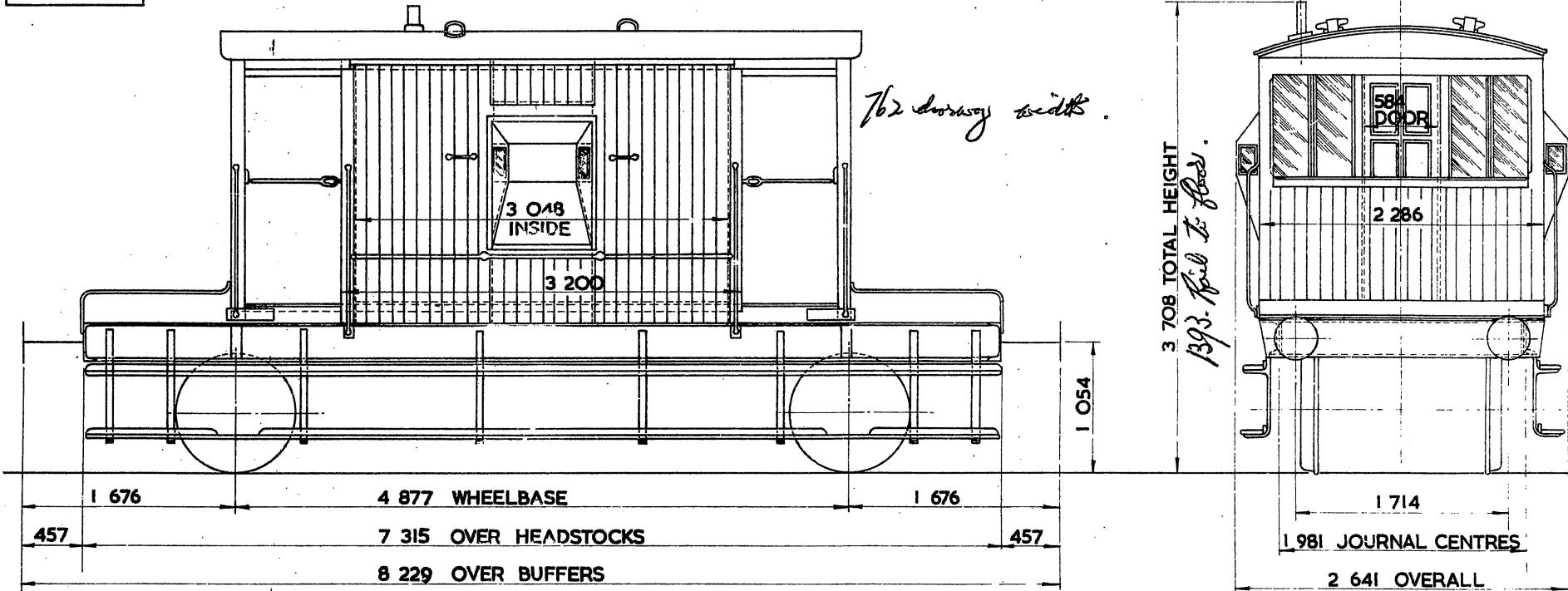
BRAKE VAN

CA 005B

LOT NUMBER
PART 2868
PART 3012
PART 3129

EXCESS LENGTH	3	H
tonnes	20	
VB		
AB		
RA	1	
MAX SPEED	50	

TOPS CODE									
CARKND			AARKND			OPERATING PANEL No			
C	A	B	C	A	Ø	C	4	0	2



TARE - 20 300 kg
CARRYING CAPACITY
CAPACITY
MAX. SPEED - 50 mile/h
WHEELS - 965 DIA.
JOURNALS - III DIA. ROLLER BEARINGS

BUFFERS - SPINDLE 330 DIA. HEADS
COUPLINGS - INSTANTER
MIN. CURVE - 31 m
GEN. ARRGT. DRG. No. - SW/DN/10
BRAKE - HAND SCREW
SUSPENSION - EYEBOLT & AUXILIARY RUBBERS

BRAKE VAN

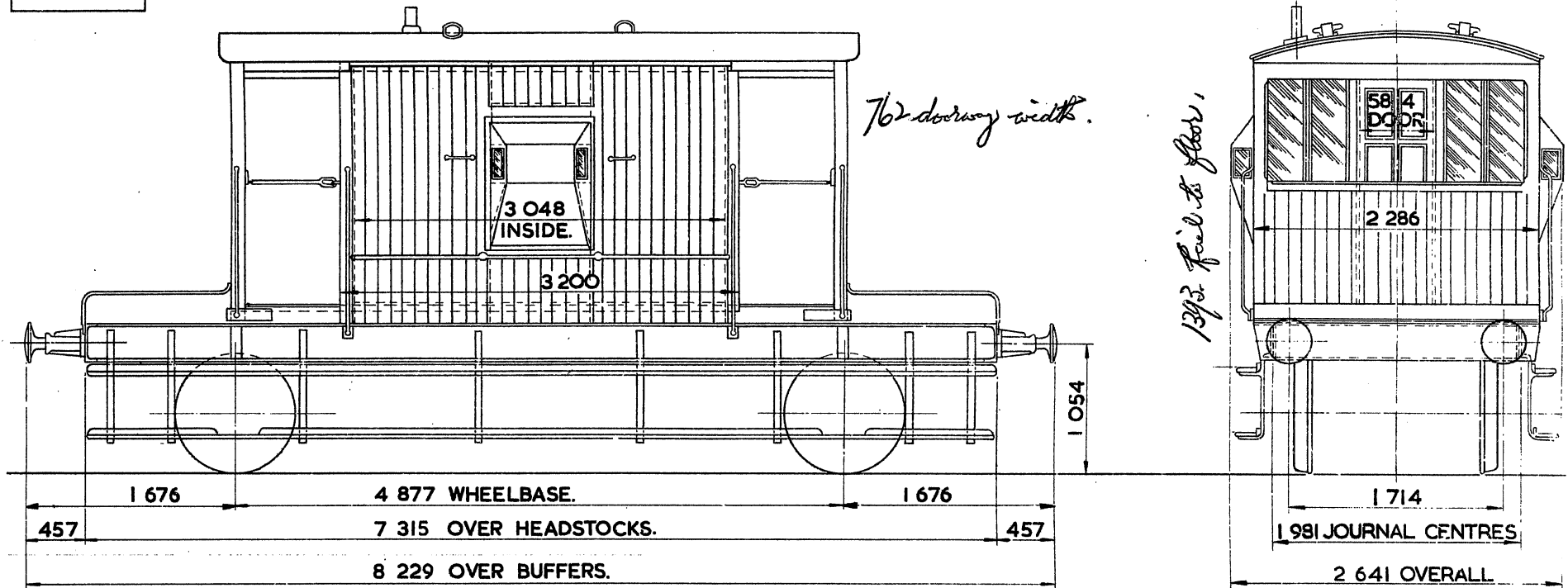
CA005C

Original © BRB Residuary Ltd This PDF courtesy of R. Oldfield, BMRG, 2020 (visit <http://www.barrowmoremg.co.uk>)

LOT NUMBER
PART 2868
PART 3012
PART 3129

EXCESS LENGTH	3	H
tonnes	20	
VB	9	
AB		
RA	1	
MAX SPEED	75	

TOPS CODE						
CARKND	AARKND		OPERATING PANEL No.			
C	A	B	C	A	V	C
					4	03



TARE - 20 300 kg.
CARRYING CAPACITY -
CAPACITY -
MAX. SPEED - 75 mile/h.
WHEELS - 965 DIA.
JOURNALS - 111 DIA. ROLLER BEARINGS

BUFFERS - SPINDLE 330 DIA. HEADS
COUPLINGS - INSTANTER.
MIN. CURVE - 31m.
GEN. ARRGT. DRG. No. - SW/DN/10
BRAKE - VACUUM BLOCK & HAND SCREW
SUSPENSION - EYEBOLT & AUXILIARY RUBBERS.

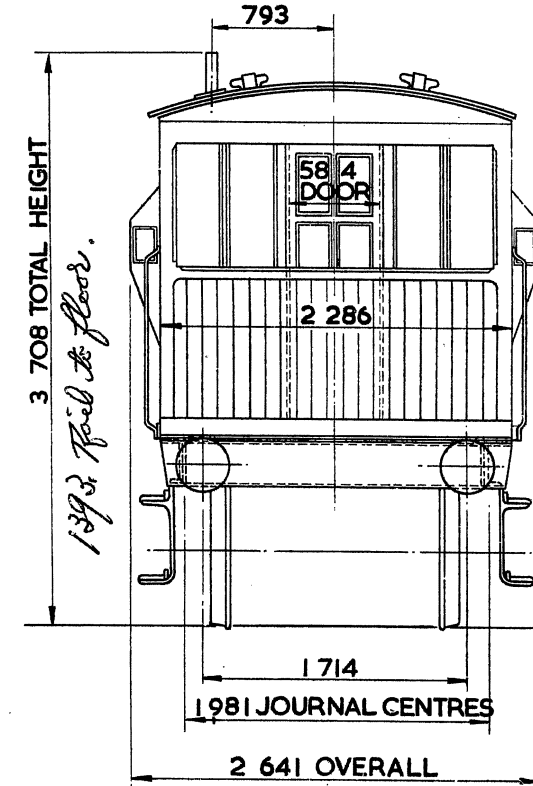
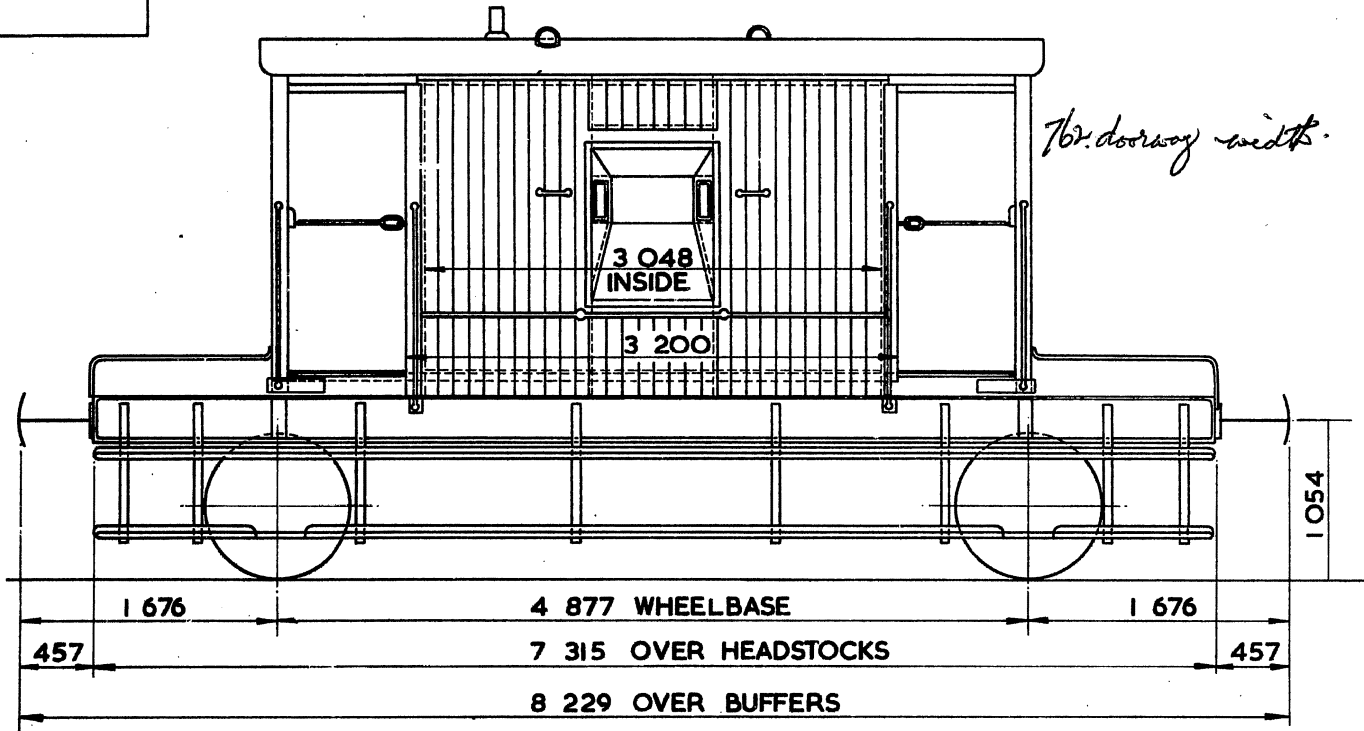
BRAKE VAN

CA005F

LOT NUMBER
PART 2868
PART 3012
PART 3129

EXCESS LENGTH	3	H	M	L	E
tonnes	20				
VB	O				
AB					
RA	I				
MAX. SPEED	60				

TOPS CODE					
CARKND	AARKND		OPERATING PANEL No.		
C	A	B	C	A	P
				4	0
					1



TARE - 20 300kg
CARRYING CAPACITY -
CAPACITY -
MAX. SPEED - 60 mile/h
WHEELS - 965 DIA.
JOURNALS - III DIA. ROLLER BEARINGS

BUFFERS - SPINDLE 330 DIA. HEADS
COUPLINGS - INSTANTER
MIN. CURVE - 31m
GEN. ARRGT. DRG. No. - SW/DN/10
BRAKE - VACUUM PIPED & HAND SCREW
SUSPENSION - EYEBOLT

EX. B.R. DIAGRAM I/506

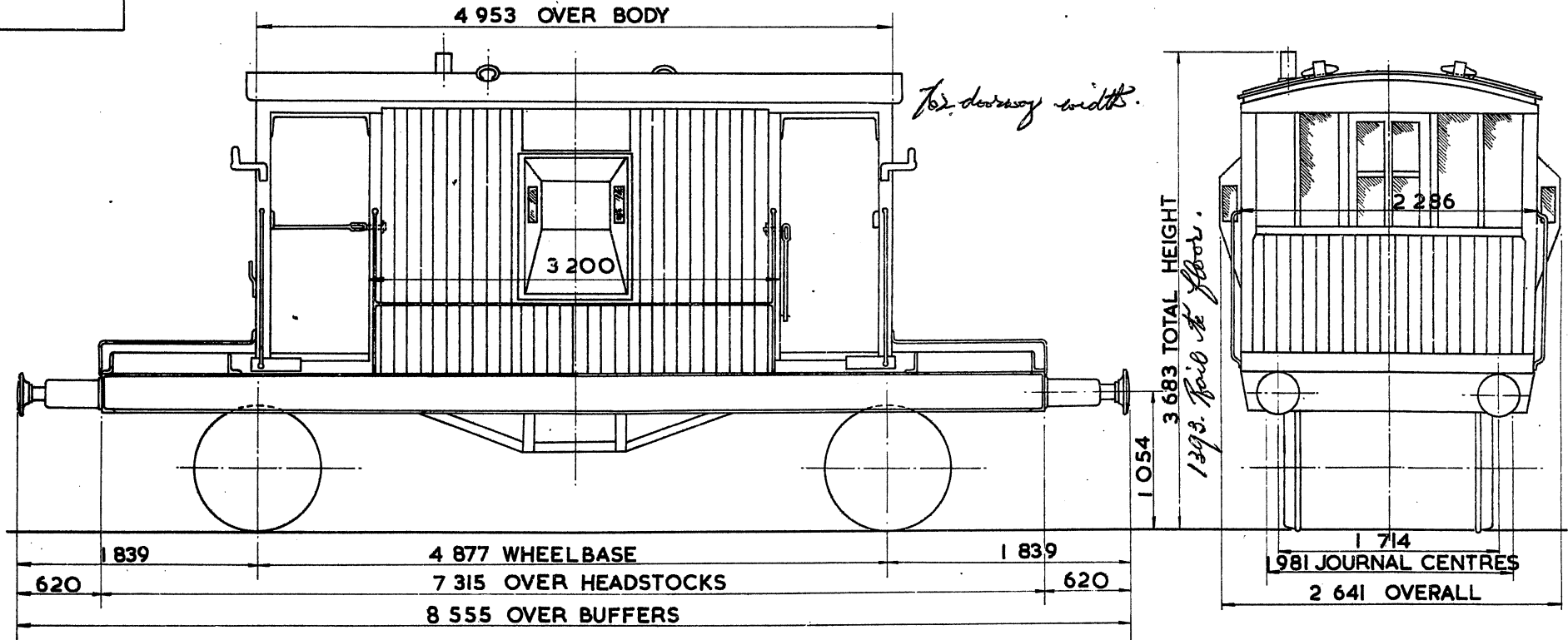
BRAKE VAN

CA006A

LOT NUMBER
PART 3227
PART 3394

EXCESS LENGTH3	
tonnes	20
— V B —	
— A B —	
RA	1
MAX. SPEED	50

TOPS CODE						
CARKND	AARKND		OPERATING PANEL No.			
C	A	B	C	A	Ø	C
						4 0 2



TARE - 20 ³⁰⁰ kg.
CARRYING CAPACITY -
CAPACITY -
MAX. SPEED - 50 mile/h.
WHEELS - 965 DIA.
JOURNALS - III DIA ROLLER BEARINGS.

BUFFERS - SELF CONTAINED 330 DIA. HEADS.
COUPLINGS - INTERNATIONAL SCREW.
MIN. CURVE - 31m.
GEN. ARRGT. DRG No. - SW/DN 28235.
BRAKE - HAND SCREW.
SUSPENSION - EYEBOLT & AUXILIARY RUBBERS.

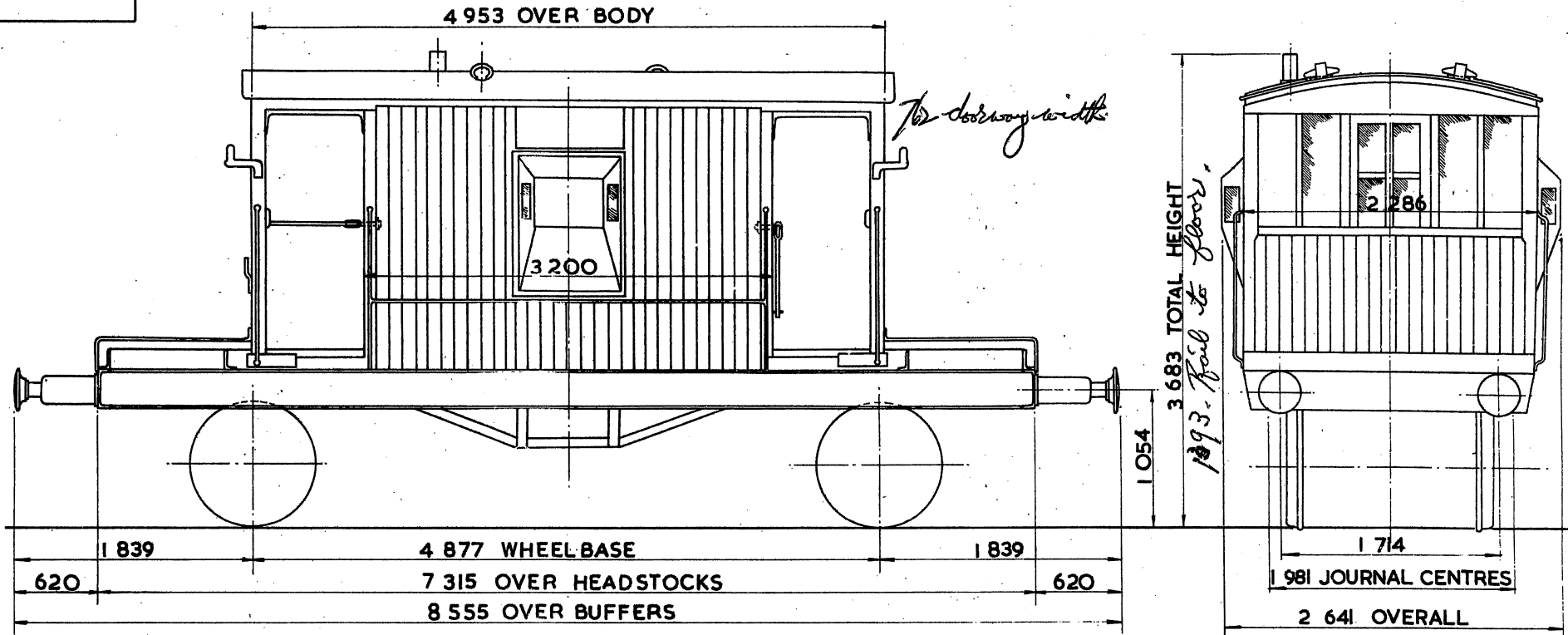
BRAKE VAN.

CA006B

LOT NUMBER
PART 3227

EXCESS LENGTH ³	H
tonnes	20
VB	9
AB	—
RA	1
MAX. SPEED.	75

TOPS CODE					
CARKND	AARKND		OPERATING PANEL No		
C	A	B	C	A	V
C	A	V	C	4	0
				3	



TARE - 20 ³⁰⁰ kg.
CARRYING CAPACITY -
CAPACITY -
MAX. SPEED - 75 mile/h.
WHEELS - 965 DIA.
JOURNALS - III DIA. ROLLER BEARINGS.

BUFFERS - SELF CONTAINED 330 DIA. HEADS.
COUPLINGS - INTERNATIONAL SCREW.
MIN. CURVE - 31m.
GEN. ARRGT. DRG No. - SW/DN 28235
BRAKE - VACUUM BLOCK & HAND SCREW.
SUSPENSION - EYE BOLT & AUXILIARY RUBBERS

Original © BRB Residuary Ltd This PDF courtesy of R. Oldfield, BMRG, 2020 (visit <http://www.barrowmoremg.co.uk>)

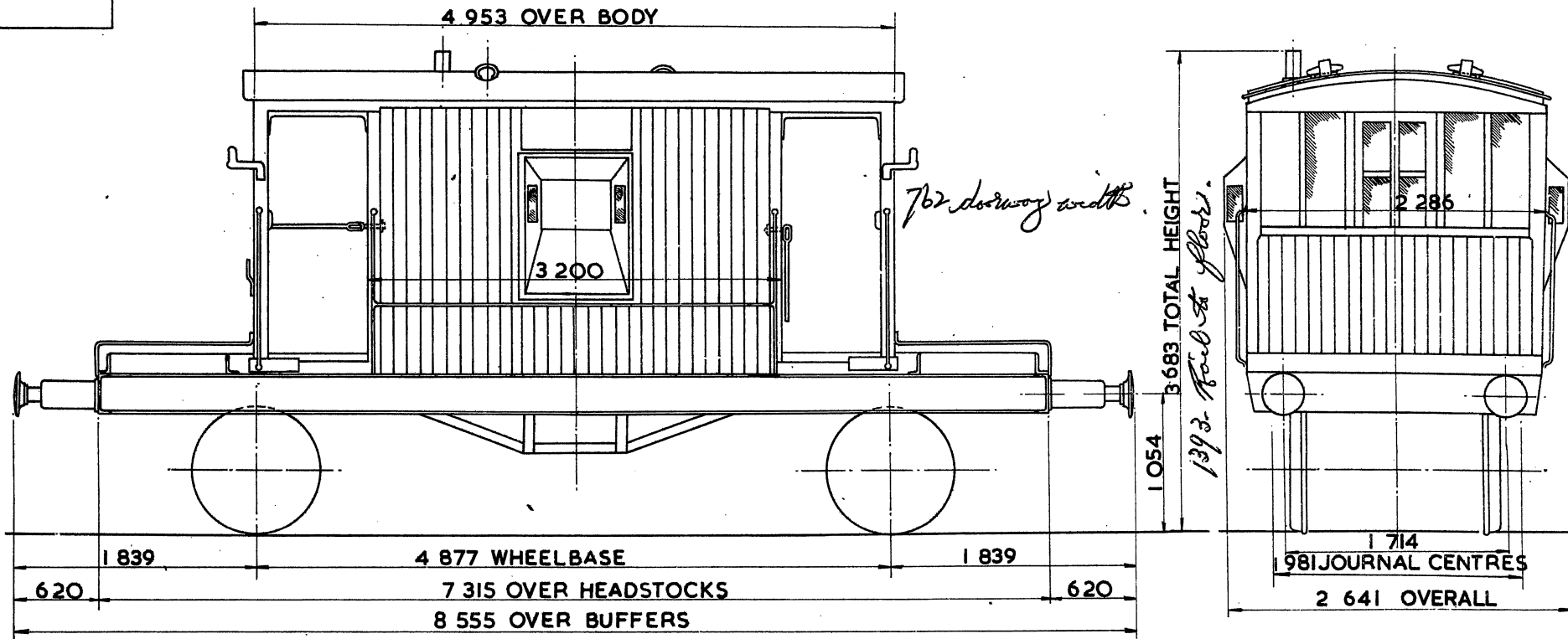
BRAKE VAN

CA006C

LOT NUMBER
PART 3227
PART 3394

EXCESS LENGTH3	
tonnes	20
VB	0
AB	
RA	1
MAX. SPEED	75

TOPS CODE									
CARKND			AARKND			OPERATING PANEL No.			
C	A	B	C	A	P	C	4	0	4



TARE - 20 ³⁰⁰ kg.
CARRYING CAPACITY-
CAPACITY-
MAX. SPEED - 75 mile/h.
WHEELS - 965 DIA.
JOURNALS - III DIA. ROLLER BEARINGS.

BUFFERS - SELF CONTAINED 330 DIA. HEADS.
COUPLINGS - INTERNATIONAL SCREW.
MIN. CURVE - 31m.
GEN. ARRGT. DRG No. - SW/DN 28235.
BRAKE - VACUUM PIPED & HAND SCREW
SUSPENSION - EYE BOLT & AUXILIARY RUBBERS.

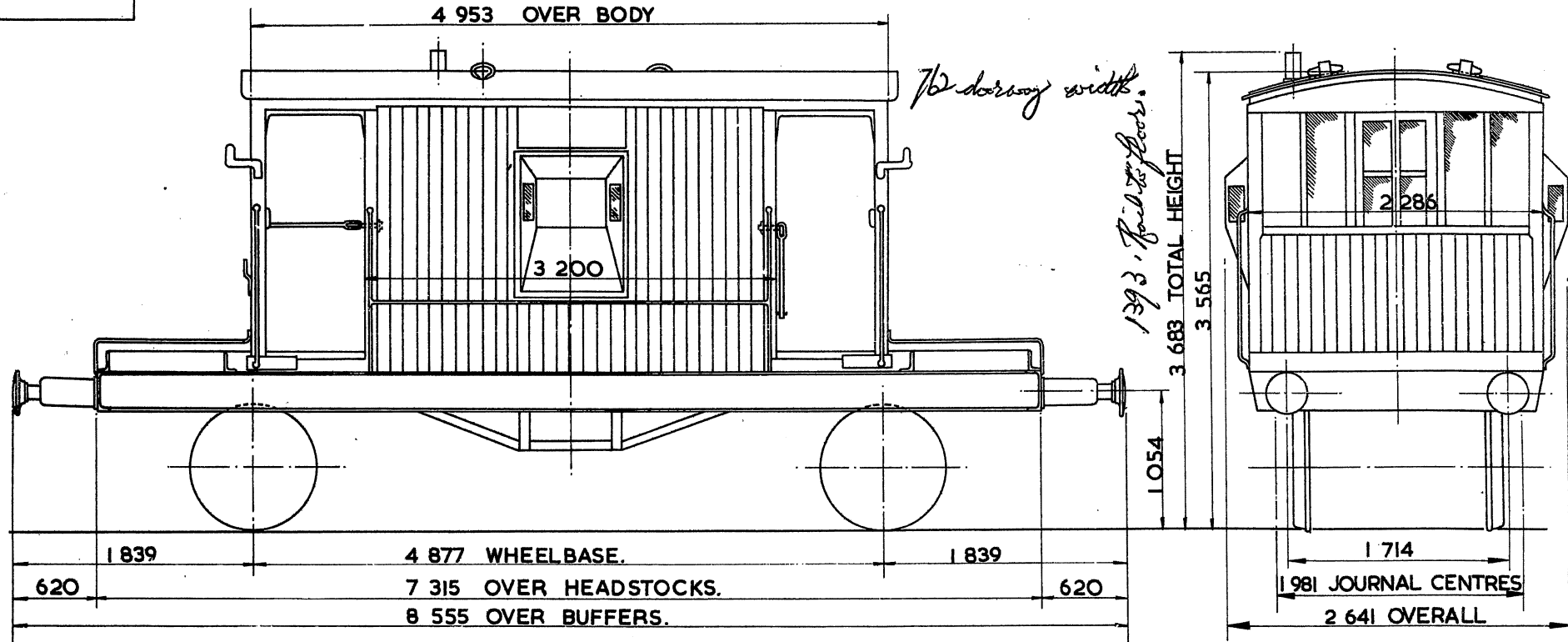
BRAKE VAN

CA006D

LOT NUMBER
PART 3227
PART 3394

EXCESS LENGTH	3	H	M	L	E
tonnes	20				
VB	O				
AB	O				
RA	I				
MAX. SPEED	75				

TOPS CODE					
CARKND	AARKND	OPERATING PANEL No			
C	A	B	C	A	R
C	A	B	C	A	R
				4	05



TARE - 20 ³⁰⁰ kg.
CARRYING CAPACITY -
CAPACITY -
MAX. SPEED - 75 mile/h.
WHEELS - 965 DIA.
JOURNALS - III DIA. ROLLER BEARINGS.

BUFFERS - SELF CONTAINED 330 DIA. HEADS
COUPLINGS - INTERNATIONAL SCREW.
MIN. CURVE - 31m.
GEN. ARRGT. DRG. No. - SW/DN 28235
BRAKE - AIR & VACUUM PIPED & HAND SCREW
SUSPENSION - EYE BOLT & AUXILIARY RUBBERS.

BRAKE VAN

CAOIOA

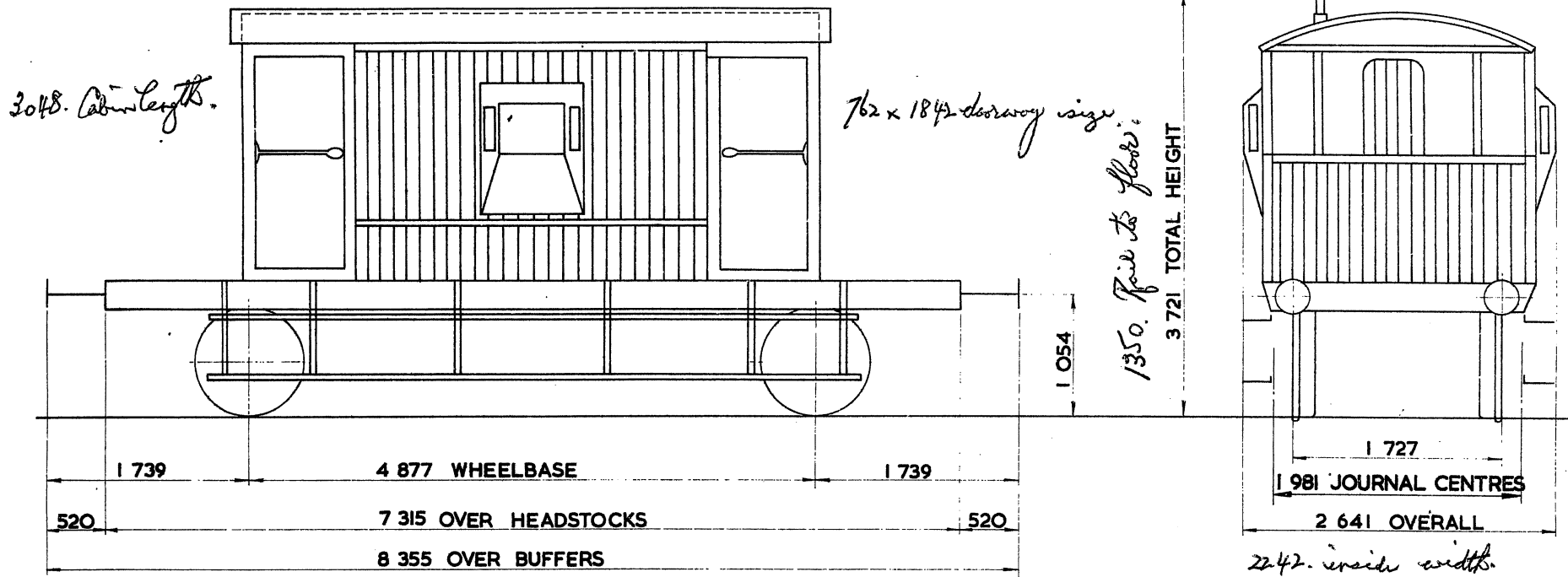
This PDF courtesy of R. Oldfield, BMRG, 2020 (visit <http://www.barrowmoremg.co.uk>)

Original © BRB Residuary Ltd

LOT NUMBER

EXCESS LENGTH	3	H
tonnes	20	
VB		
AB		
RA	1	
MAX. SPEED	50	

TOPS CODE									
CARKND			AARKND			OPERATING PANEL No.			
C	A	B	C	A	Ø	C	4	0	2



TARE - 20 ³⁰⁰ kg
CARRYING CAPACITY
CAPACITY
MAX. SPEED - 50 mile/h
WHEELS - 965 DIA.
JOURNALS - 228 X 114 PLAIN BEARING

BUFFERS - SPINDLE 330 DIA. HEADS
COUPLINGS - BR SCREW
MIN. CURVE - 31 m
GEN. ARRGT. DRG. No. - 14455N
BRAKE - HANDSCREW
SUSPENSION - SHOE

BRAKE VAN

CAOIOB

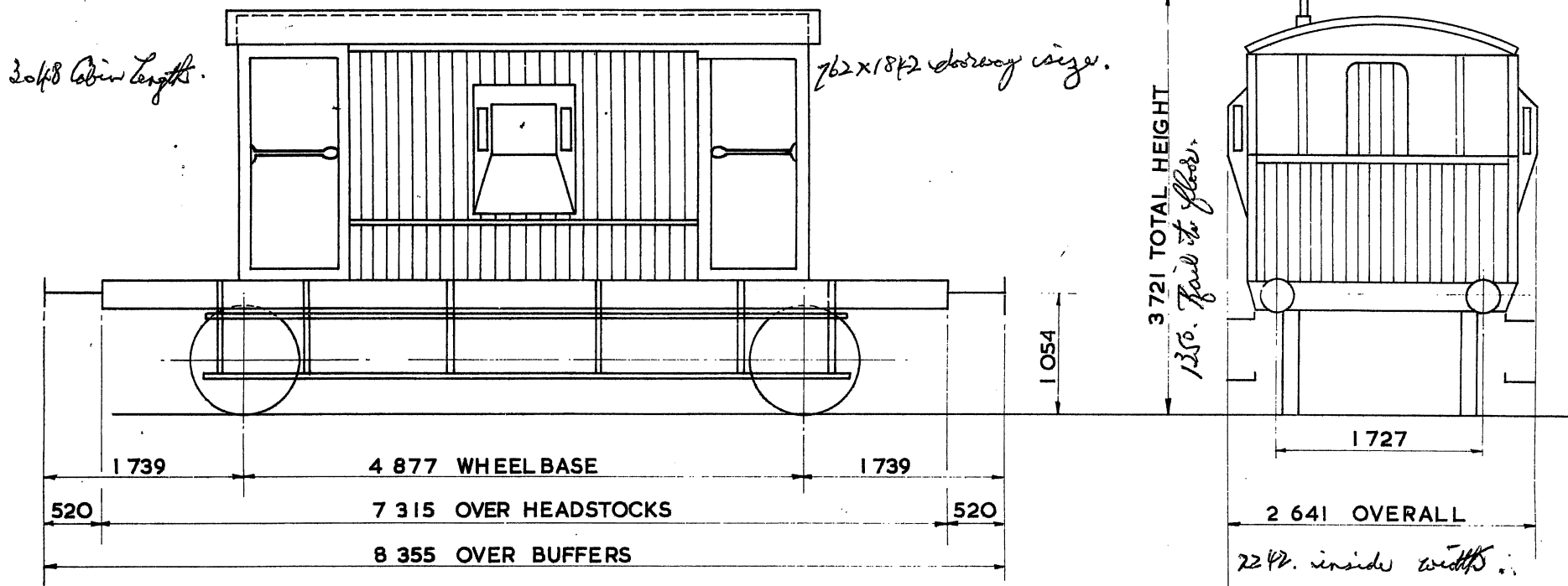
This PDF courtesy of R. Oldfield, BMRG, 2020 (visit <http://www.barrowmoremg.co.uk>)

Original © BRB Residuary Ltd

LOT NUMBER

EXCESS LENGTH	3	H
tonnes	20	
VB	0	
AB	—	
RA	1	
MAX SPEED	60	

TOPS CODE						
CARKND		AARKND		OPERATING PANEL No		
C	A	B	C	A	P	C
					4	0
						1



TARE - 20 ⁵⁰⁰ kg
CARRYING CAPACITY-
CAPACITY-
MAX. SPEED - 60 mile/h
WHEELS - 965 DIA.
JOURNALS - 228 x 114 FLAIN BEARINGS

BUFFERS - SPINDLE 330 DIA. HEADS
COUPLINGS - BR. SCREW
MIN. CURVE - 31 m
GEN. ARRGT. DRG. No. - 14455 N
BRAKE - VACUUM PIPED & HAND SCREW
SUSPENSION - SHOE

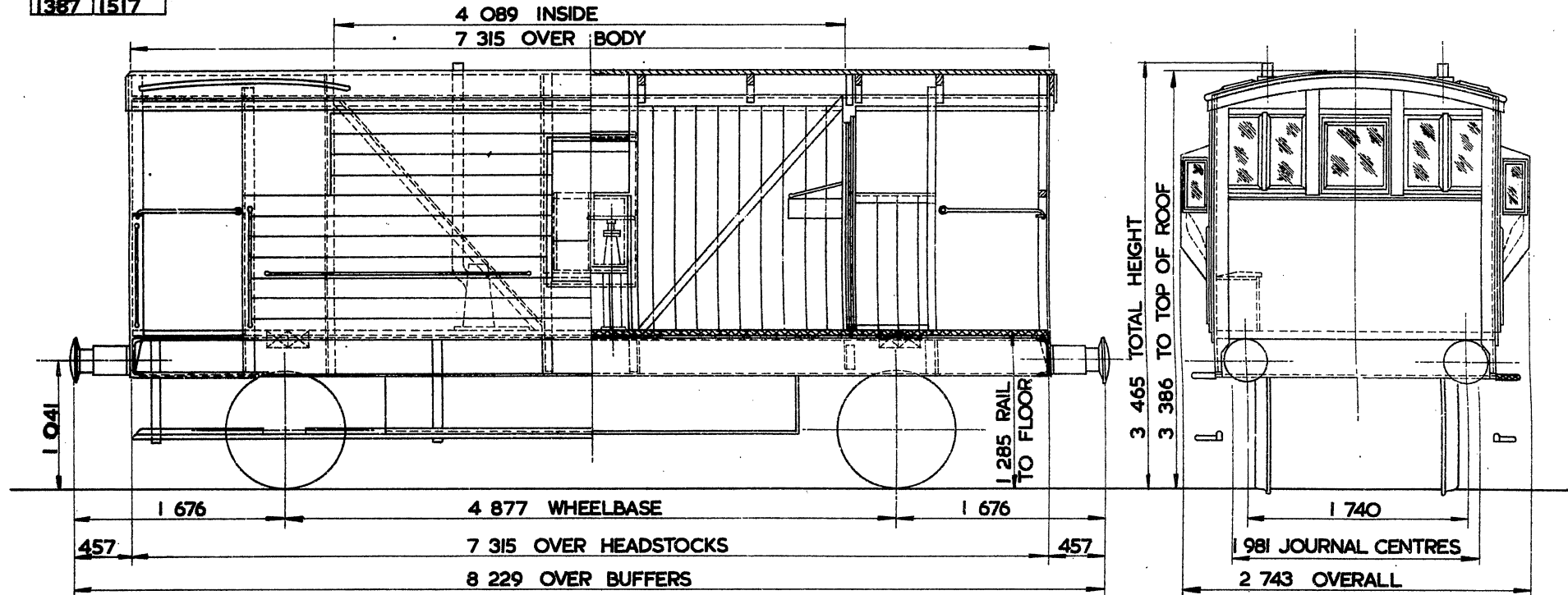
BRAKE VAN

CA015A

LCT NUMBER	
PART 1316	PART 1424
PART 1332	PART 1470
PART 1343	PART 1518
1363	PART 1471
PART 1367	PART 1517

EXCESS LENGTH	3	H	M	L	E
tonnes	20				
VB					
AB					
RA	1				
MAX. SPEED	50				

TOPS CODE						
CARKND	AARKND		OPERATING PANEL No			
C	A	B	C	A	Ø	C
						4 0 2



TARE	20300 kg
CARRYING CAPACITY	—
CAPACITY	—
MAX. SPEED	50 mile/h
WHEELS	965 DIA
JOURNALS	254 x 127 PLAIN BEARINGS

BUFFERS	—	SELF CONTAINED 330 DIA HEADS
COUPLINGS	—	INSTANTER
MIN. CURVE	—	31 m
GEN. ARRGT. DRG No	—	DI2/717, DI3/3789
BRAKE	—	HAND SCREW
SUSPENSION	—	EYEBOLT

*8'3" x 17'9" doorway size.
22'2" inside width.
20'8" inside length.*

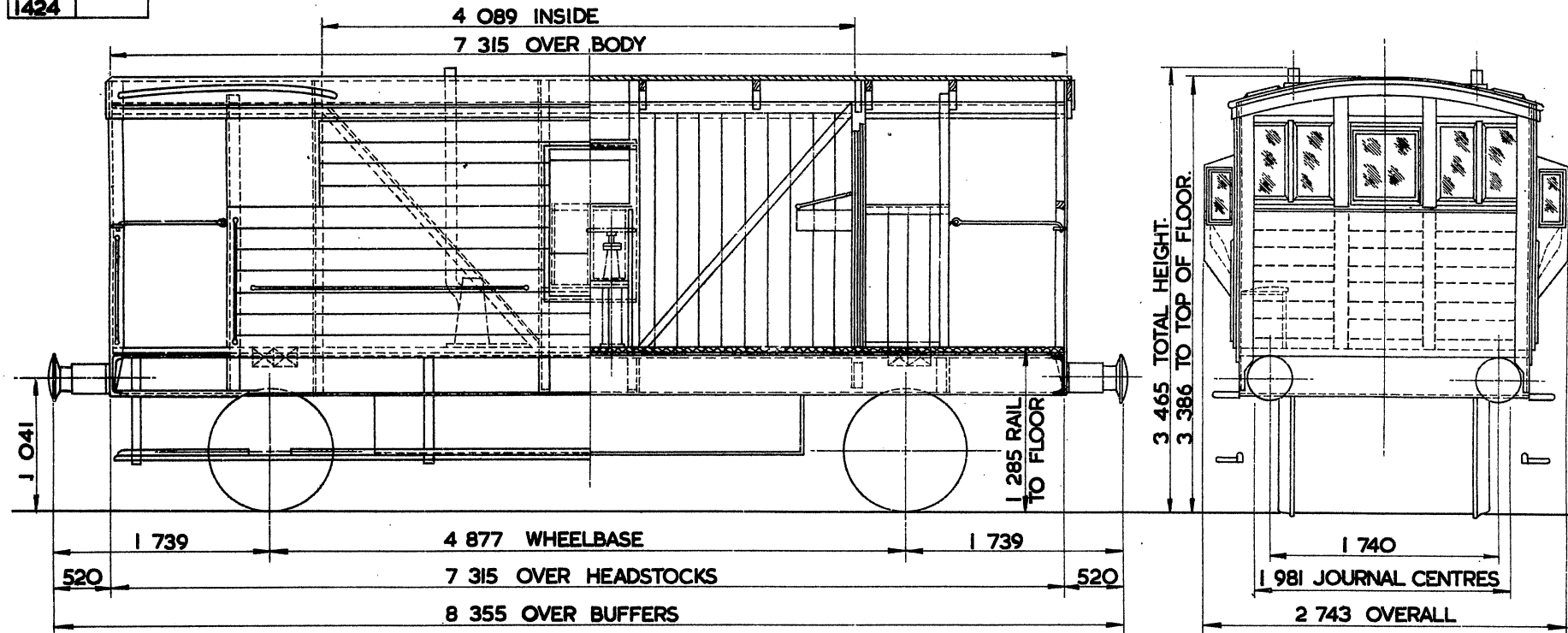
BRAKE VAN

CAO15B

LOT NUMBER	
PART 1316	PART 1470
PART 1332	PART 1471
PART 1343	PART 1517
PART 1387	PART 1518
PART 1424	

EXCESS LENGTH	3	H	M	L	E
tonnes	20				
VB	0				
AB					
RA	1				
MAX SPEED	60				

TOPS CODE					
CARKND	AARKND		OPERATING PANEL No.		
C	A	B	C	A	P C
					4 0 1



TARE --	20300 kg
CARRYING CAPACITY --	
CAPACITY --	
MAX. SPEED	60 mile/h
WHEELS --	965 DIA
JOURNALS --	254 x 127 PLAIN BEARINGS

BUFFERS --	SELF CONTAINED 330 DIA HEADS
COUPLINGS --	B.R. SCREW
MIN. CURVE --	31 m
GEN. ARRGT. DRG. No. --	DI2/717, DI3/3790
BRAKE --	VACUUM PIPED & HAND SCREW
SUSPENSION --	EYEBOLT

*813 x 1791. doorway size -
2223 inside width -
2078. inside height.*

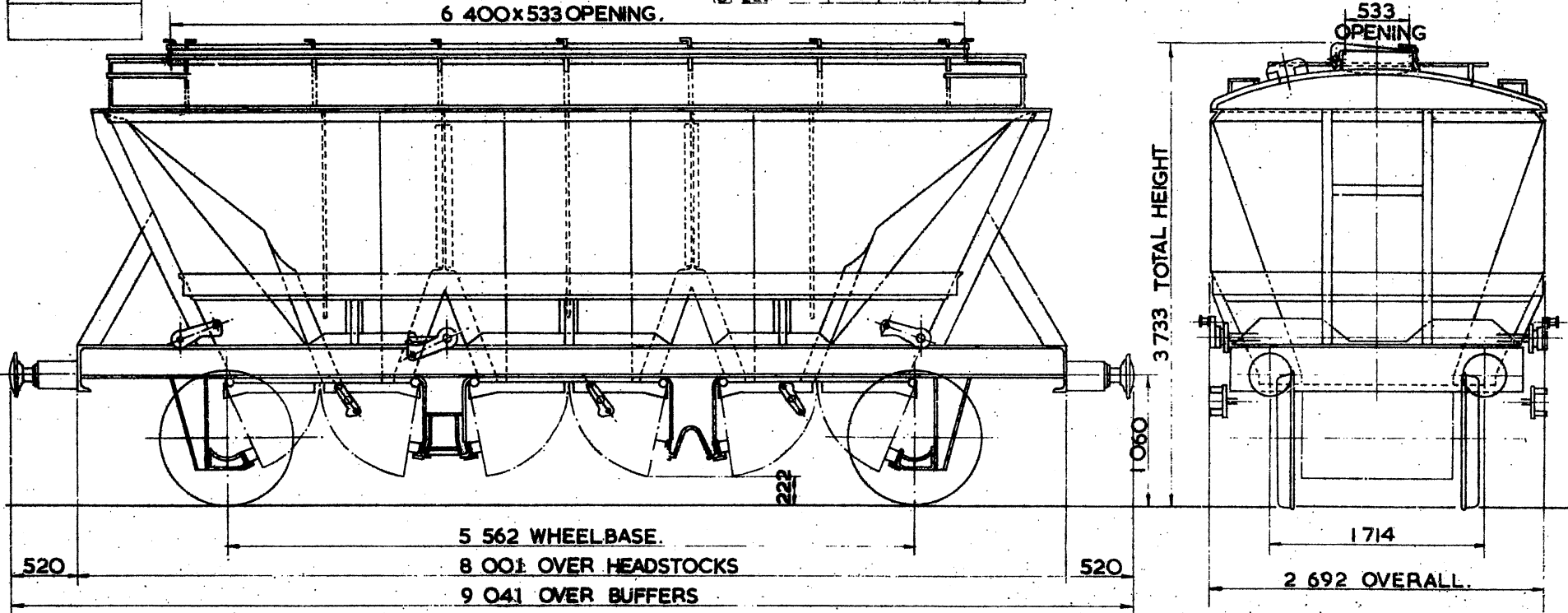
HOPPER LINE WAGON

CBOOIA

LOT NUMBER
3680

EXCESS LENGTH	5	H	M	L	E
tonnes	46	34	23	15	
— VB —					
AB	31	8	8	8	
RA	9	6	3	1	
MAX SPEED	60	60	60	60	

TOPS CODE					
CARKND	AARKND	OPERATING PANEL No			
C	B	A	C	B	A
C	3	0	0	6	



TARE - 14850kg. TO 15100kg.
CARRYING CAPACITY - 31000kg.
CAPACITY - 38.228m ³ .
MAX. SPEED - 60 mile/h.
WHEELS - 1092 DIA.
JOURNALS - 140 DIA. ROLLER BEARINGS.

BUFFERS - HYDRAULIC 330 DIA. HEADS.
COUPLINGS - INSTANTER.
MIN. CURVE - 41m.
GEN. ARRGT DRG. No. - F-AO-981
BRAKE - AIR DISC & HAND LEVER.
SUSPENSION - SINGLE LINK.

DOOR-6 BOTTOM OPENED MANUALLY CLOSED BY HYDRAULIC ACTUATOR.

EX. BR. DIAGRAM 1/252

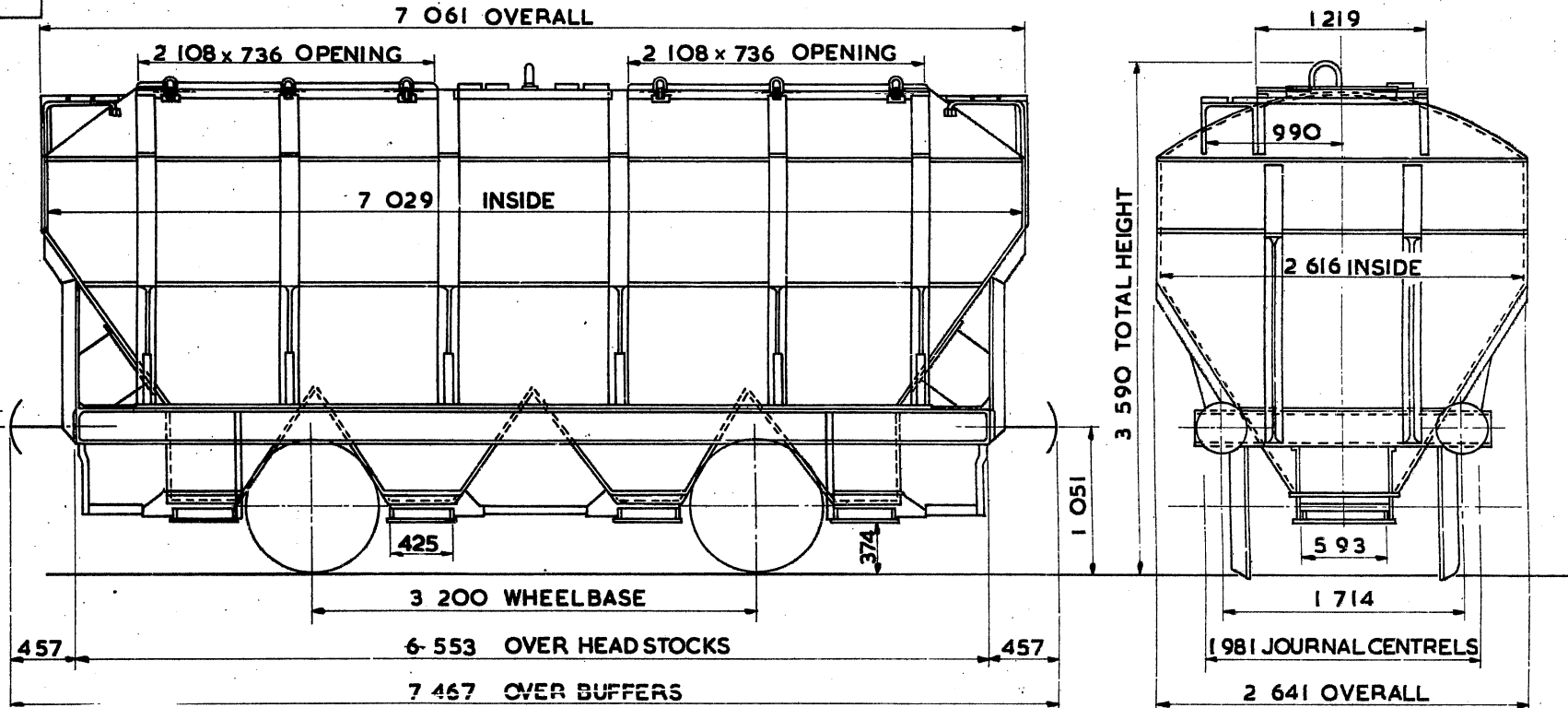
HOPPER SAND WAGON

C001A.
CZ001A

LOT NUMBER
PART 2843
PART 2987

EXCESS LENGTH	2	1	M	L	E
tonnes	35	26	17	11	
VB					
AB					
RA	4	2	1	1	
MAX SPEED	50	50	50	50	

TOPS CODE									
CARKND			AARKND			OPERATING PANEL No			
C	Z	Ø	C	Z	Ø	§			2 5



TARE -	10 ⁸⁰⁰ kg
CARRING CAPACITY -	24 ⁰⁰⁰ kg
CAPACITY -	35.142m ³
MAX. SPEED -	50 mile/h
WHEELS -	952 DIA.
JOURNALS -	254x127 PLAIN BEARINGS.

BUFFERS -	SPINDLE 406 DIA. HEADS.
COUPLINGS -	INSTANTER
MIN. CURVE -	21m
GEN. ARRGT. DRG. No. -	DE34614
BRAKE -	HAND LEVER
SUSPENSION -	SHOE

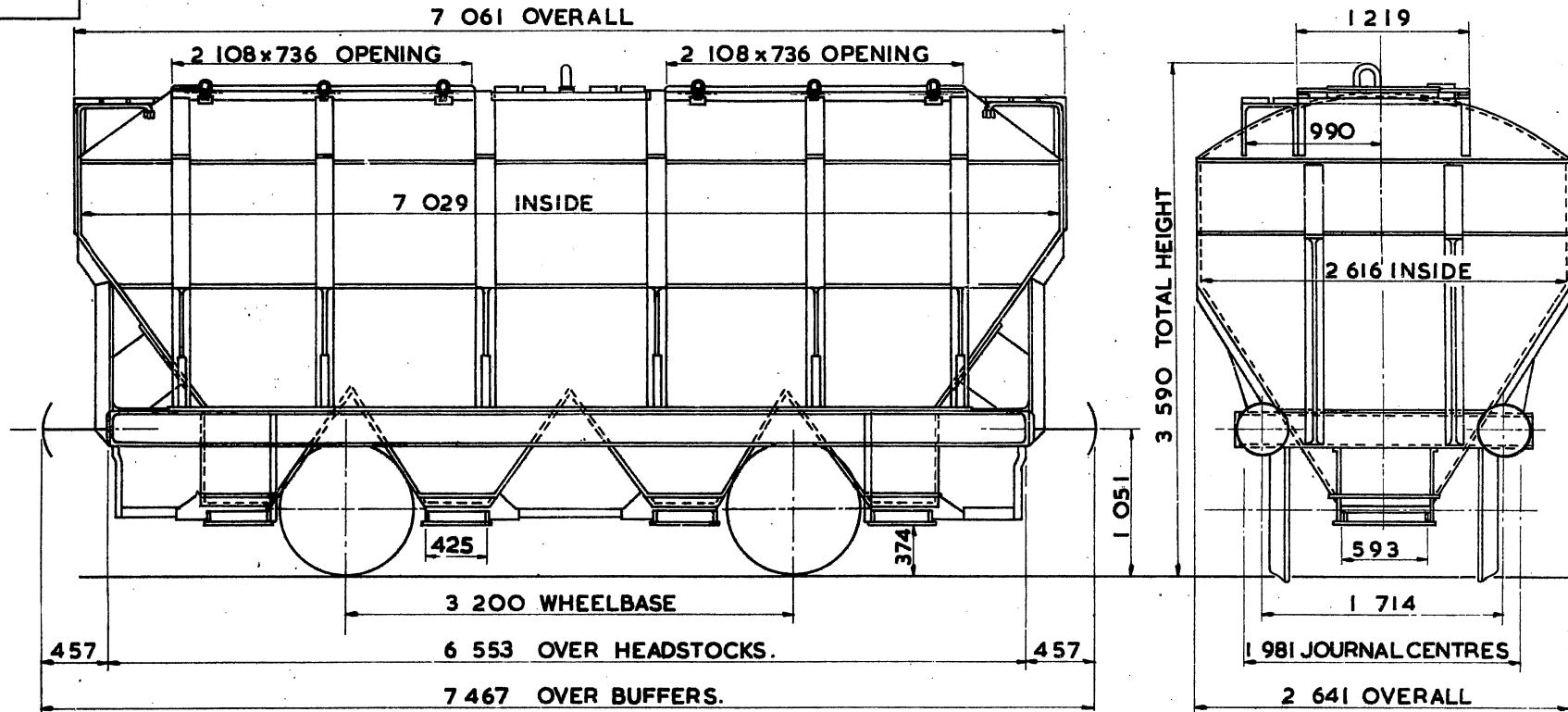
HOPPER SAND WAGON

CC 001 B.
CZ001 B

LOT NUMBER
PART 2375

EXCESS LENGTH	2	H	M	L	E
-tonnes	35	27	17	11	
VB					
AB					
RA	4	2	1	1	
MAX. SPEED	50	50	50	50	

TOPS CODE					
CARKND	AARKND			OPERATING PANEL No.	
C	Z	Ø	C	Z	Ø \$
					2 5



TARE -	10 800 kg
CARRYING CAPACITY	24 000 kg
CAPACITY	35.142 m ³
MAX. SPEED -	50 mile/h
WHEELS -	952 Dia.
JOURNALS -	124 DIA. ROLLER BEARINGS.

BUFFERS -	SPINDLE 406 DIA. HEADS.
COUPLINGS -	INSTANTER
MIN. CURVE -	21m
GEN. ARRGT. DRG. No.	-DE 34614
BRAKE -	HAND LEVER
SUSPENSION -	SHOE

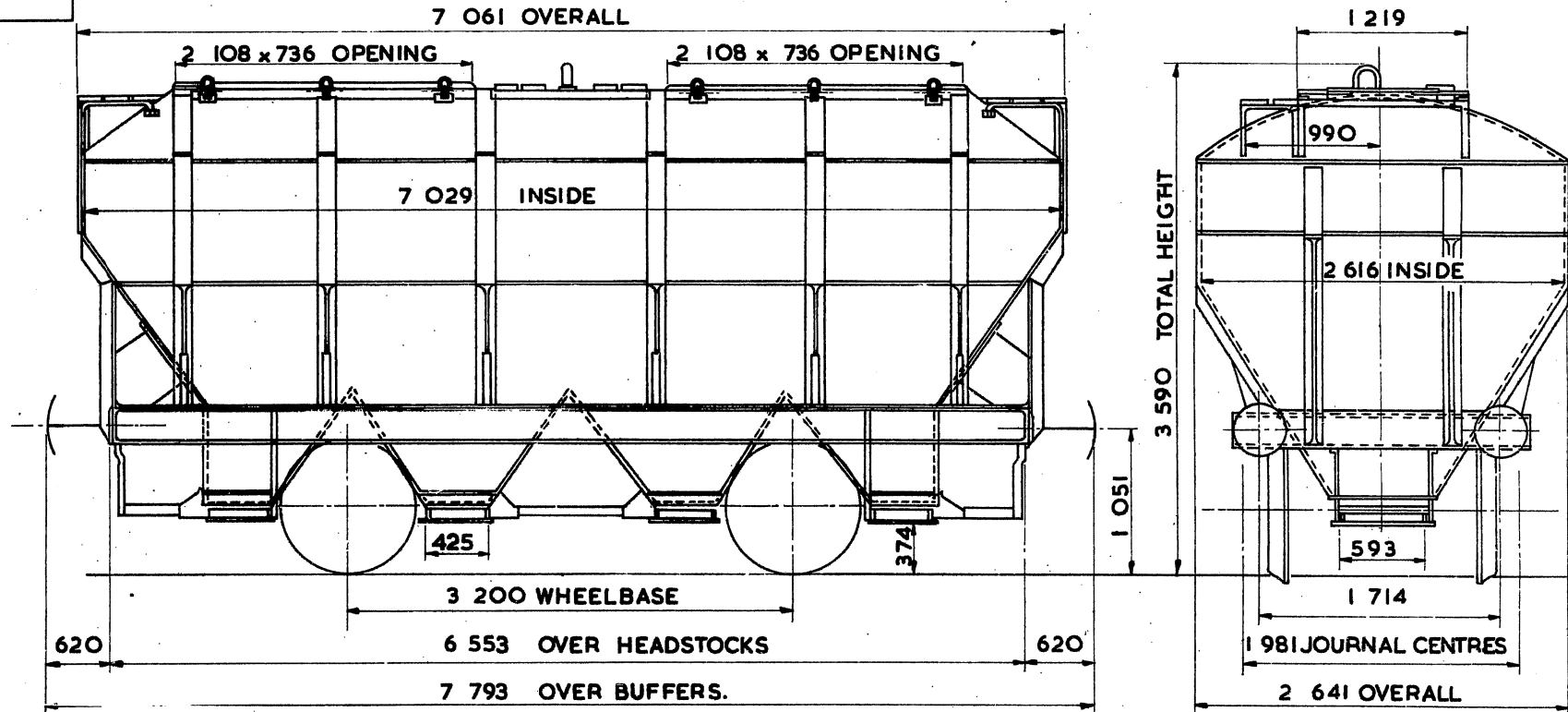
HOPPER SAND WAGON

CC00/C.
~~CZ00/D~~

LOT NUMBER
PART 3088
PART. 3089.

EXCESS LENGTH	2	H	M	L	E
tonnes	35	26	17	11	
VB	0	0	0	0	
AB					
RA	4	2	1	1	
MAX. SPEED	50	50	50	50	

TOPS CODE					
CARKND	AARKND		OPERATING PANEL No.		
C Z P	C Z P	\$		2	4



TARE -	10 800 kg
CARRYING CAPACITY -	24 000 kg
CAPACITY	35.142 m ³
MAX. SPEED -	50 mile/h.
WHEELS -	952 DIA.
JOURNALS -	124 DIA ROLLER BEARINGS

BUFFERS -	SPINDLE 406 DIA. HEADS.
COUPLINGS -	INTERNATIONAL SCREW
MIN. CURVE -	21m
GEN. ARRGT. DRG. No. -	DE34614
BRAKE -	VACUUM PIPED & HAND LEVER.
SUSPENSION -	SHOE

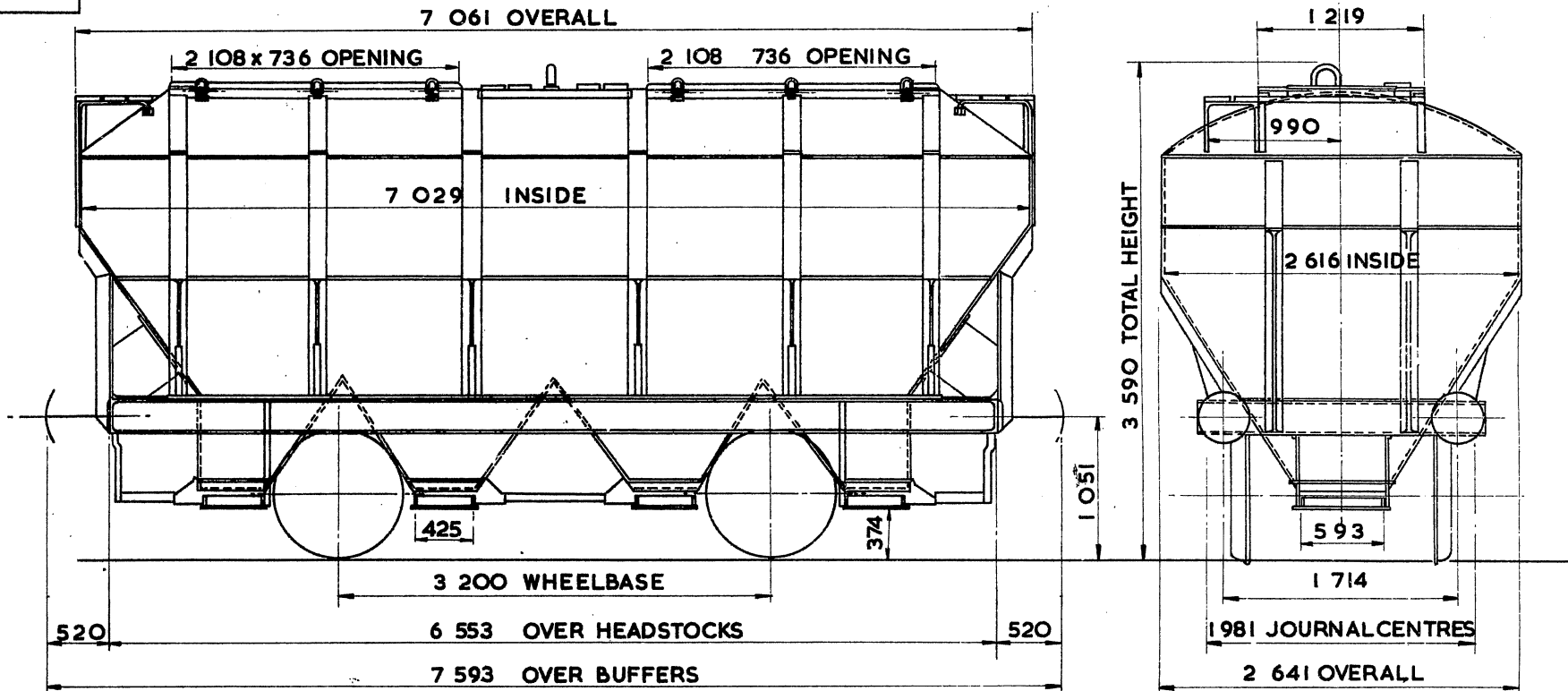
HOPPER SAND WAGON

CR 001K.
-CZ001J

LOT NUMBER
PART 3431

EXCESS LENGTH	2	H	M	L	E
		36	27	187	112
VB		10	10	5	5
AB					
RA		4	2	1	1
MAX. SPEED		50	50	50	50

TOPS CODE							
CARKND	AARKND			OPERATING PANEL No.			
C	Z	V	C	Z	V	8	278



TARE -	12 300kg
CARRYING CAPACITY -	24 000kg
CAPACITY -	35.142m ³
MAX. SPEED -	50 mile/h
WHEELS -	952 DIA.
JOURNALS -	124 DIA. ROLLER BEARINGS.

BUFFERS -	HYDRAULIC 457 DIA. HEADS.
COUPLINGS -	INSTANTER
MIN. CURVE -	21m
GEN. ARRGT. DRG. No. -	DE 34614, DE 11589.
BRAKE -	VACUUM DISC & HAND LEVER.
SUSPENSION -	SHOE

HOPPER SAND WAGON

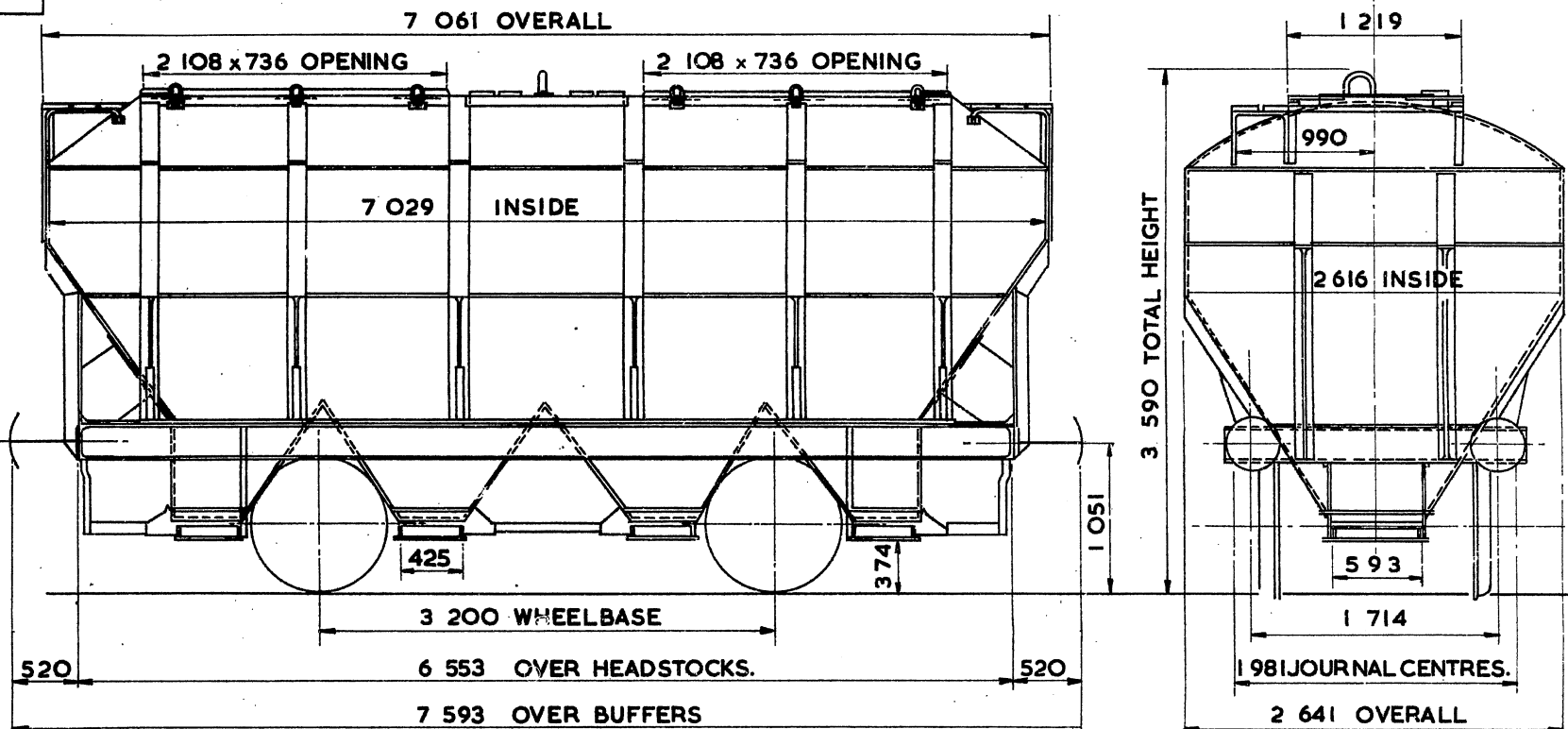
COOLIE.
CZOOIH

LOT NUMBER
PART 3393

EXCESS LENGTH	2	H	M	L	E
	3/35	25	17	11	11
VB	10	10	5	5	
AB					
RA	4	2	1	1	
MAX. SPEED	50	50	50	50	

TOPS CODE					
CARKND	AARKND	OPERATING PANEL No.			
C	Z	P	C	Z	P
					24

278



TARE -	10 ⁸⁰⁰ kg
CARRYING CAPACITY -	24 ⁰⁰⁰ kg
CAPACITY -	35.142m ³
MAX. SPEED -	50 mile/h
WHEELS -	952 DIA.
JOURNALS -	124 DIA. ROLLER BEARINGS.

BUFFERS -	HYDRAULIC 457 DIA. HEADS.
COUPLINGS -	INSTANTER
MIN. CURVE -	21m
GEN. ARRGT. DRG. No. -	DE 346 14
BRAKE -	VACUUM PIPED & HAND LEVER
SUSPENSION -	SHOE

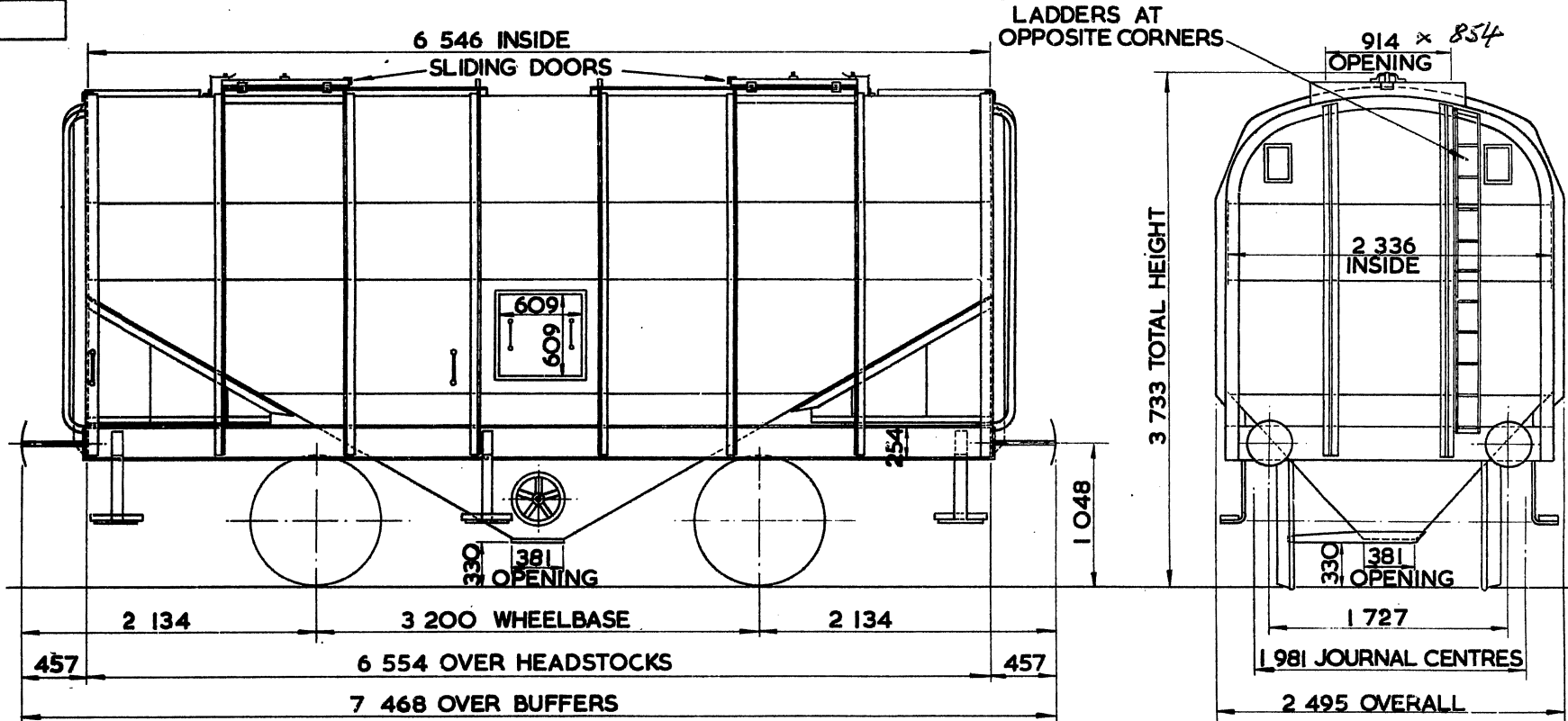
HOPPER GRAIN WAGON

CG002A

LOT NUMBER
PART 2009

EXCESS LENGTH	2	H	M	L	E
tonnes	30	23	15	10	
VB.					
AB					
RA	2	1	1	1	
MAX. SPEED	50	50	50	50	

TOPS CODE					
CARKND	AARKND	OPERATING PANEL No			
C	G	Ø	C	G	Ø
		H			
					42



TARE - 10 200 kg
CARRYING CAPACITY - 20 500 kg
CAPACITY - 33 990 m ³
MAX. SPEED - 50 mile/h
WHEELS - 952 DIA.
JOURNALS - 254x127 PLAIN BEARINGS

BUFFERS - SPINDLE 330 DIA. HEADS
COUPLINGS - INSTANTER
MIN. CURVE - 21m
GEN. ARRGT. DRG. No. - D 11/402
BRAKE - HAND LEVER
SUSPENSION - SHOE

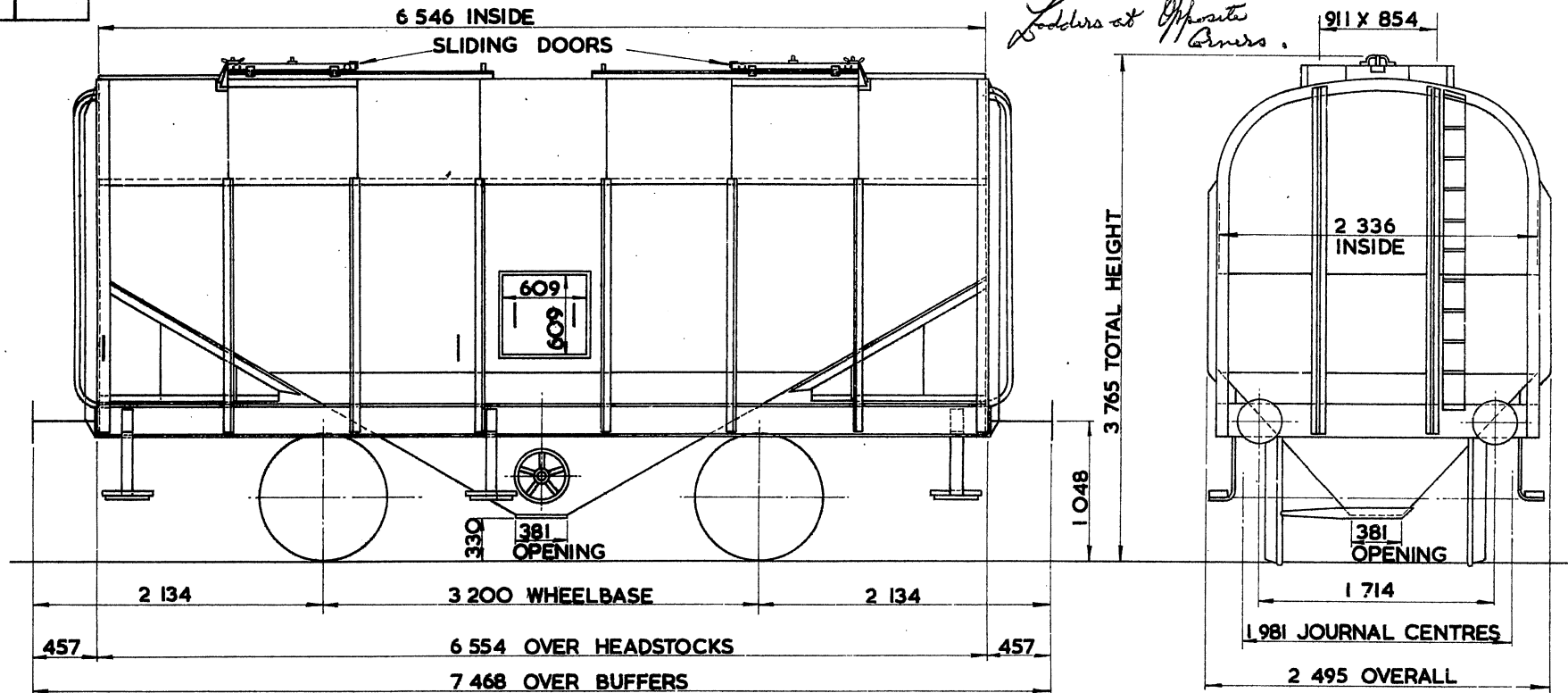
HOPPER GRAIN WAGON

CG002 B

PART LOT NUMBERS	
2183	2447
2448	2656
2709	2925
2994	

EXCESS LENGTH	2	H	M	L	E
tonnes	30	23	15	10	
VB					
AB					
RA	2	1	1	1	
MAX. SPEED	50	50	50	50	

TOPS CODE					
CARKND	AARKND		OPERATING PANEL No.		
C	G	Ø	C	G	Ø H
					4 2



TARE - 9 900 kg
CARRYING CAPACITY - 20 500 kg
CAPACITY - 33.990 m ³
MAX. SPEED - 50 mile/h
WHEELS - 952 DIA.
JOURNALS - 254 X 127 PLAIN BEARINGS

BUFFERS - SPINDLE 406 DIA. HEADS
COUPLINGS - INSTANTER
MIN. CURVE - 21 m
GEN. ARRGT. DRG. No. - SW/DE/1579 SW/DE/1648
BRAKE - HAND LEVER
SUSPENSION - SHOE

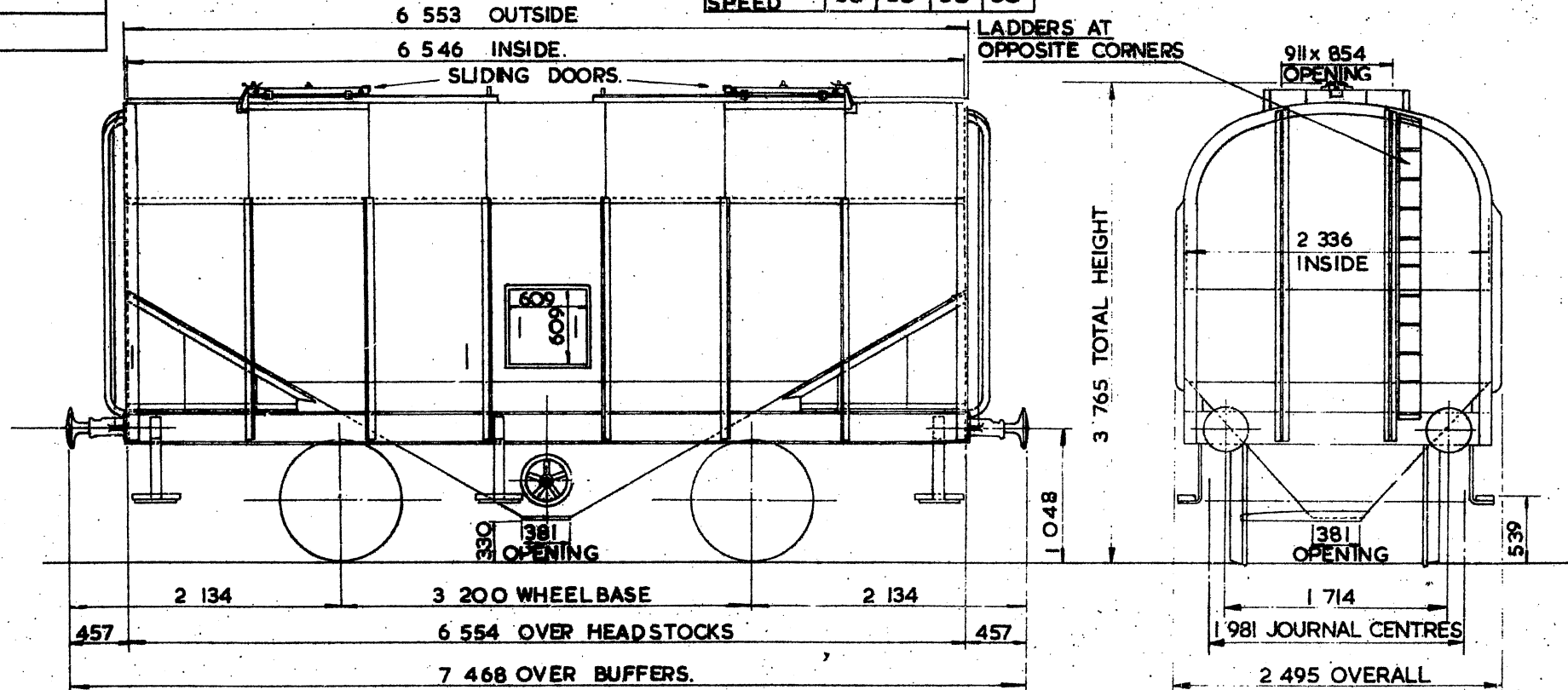
HOPPER GRAIN WAGON

CG002C

LOT NUMBER
3233
3234

EXCESS LENGTH 2	H	M	L	E
tonnes	30	23	15	10
VB	0	0	0	0
AB				
RA	2	1	1	1
MAX SPEED	50	50	50	50

TOPS CODE					
CARKND	AARKND		OPERATING PANEL No.		
C	G	P	C	G	H
					4 3



TARE - 9 900 kg
CARRYING CAPACITY - 20 500 kg
CAPACITY - 33.980 m ³
MAX. SPEED - 50 mile/h
WHEELS - 952 DIA.
JOURNALS - 124 DIA ROLLER BEARINGS

BUFFERS - SPINDLE 406 DIA. HEADS
COUPLINGS - INSTANTER.
MIN. CURVE - 21m
GEN. ARRGT. DRG. No. - SW/DE/1579. SW/DE/1648.
BRAKE - VACUUM PIPED & HAND LEVER
SUSPENSION - SHOE.

This PDF courtesy of R. Oldfield, BMRG, 2020 (visit <http://www.barrowmoremrg.co.uk>)

Original © BRB Residuary Ltd

HOPPER GRAIN WAGON

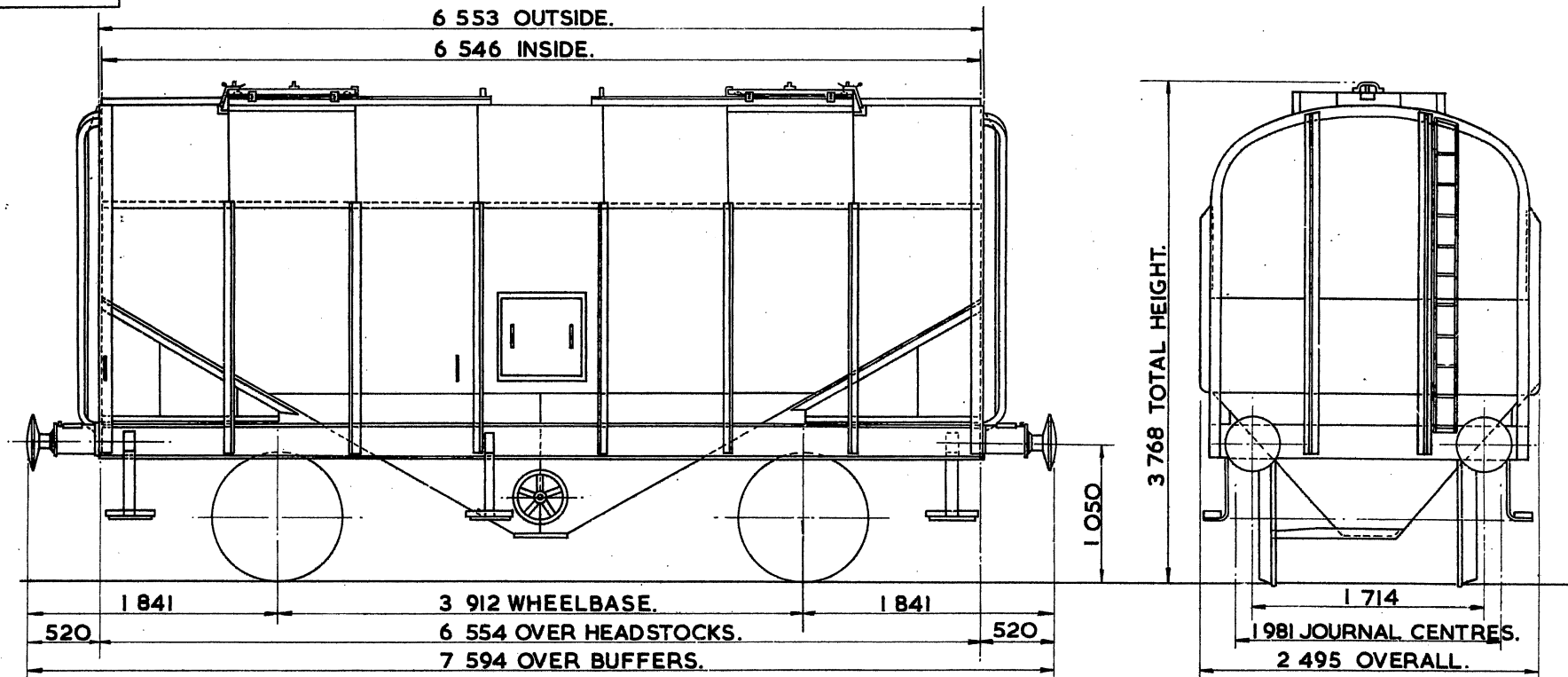
CG002D

Original © BRB Residuary Ltd This PDF courtesy of R. Oldfield, BMRG, 2020 (visit <http://www.barrowmoremtg.co.uk>)

LOT NUMBER
3166

EXCESS LENGTH	2	H	M	L	E
tonnes	32	25	17	12	
VB	11	11	5	5	
AB					
RA	4	2	1	1	
MAX. SPEED	50	60	60	60	

TOPS CODE					
CARKND	AARKND		OPERATING PANEL No.		
C	G	V	C	G	V
H			2	0	2



TARE	11350kg
CARRYING CAPACITY	20500kg
CAPACITY	33,980 m ³
MAX SPEED	60 mile/h.
WHEELS	952 DIA.
JOURNALS	254x127 PLAIN BEARINGS.

12 1/2 Dia. Roller Bearings.

BUFFERS	HYDRAULIC 406 DIA. HEADS.
COUPLINGS	B.R. SCREW.
MIN. CURVE	26m.
GEN. ARRGT. DRG. No.	-SW/ DE/ 11576.
BRAKE	VACUUM BLOCK & HAND LEVER.
SUSPENSION	SHOE.

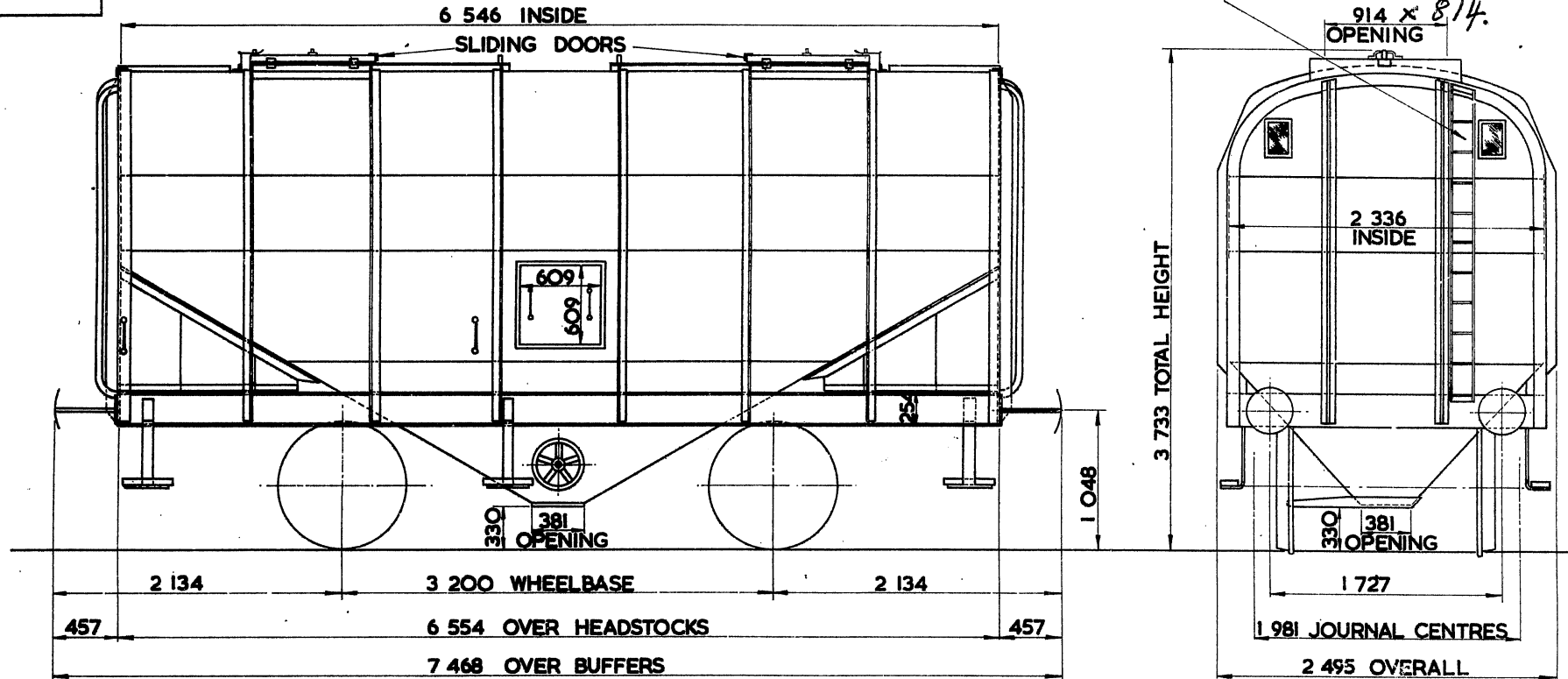
HOPPER GRAIN WAGON

CG 002 F

LOT NUMBER
PART 2009

EXCESS LENGTH	2	H	M	L	E
tonnes	30	23	15	10	
VB					
AB					
RA	2	1	1	1	
MAX SPEED	50	50	50	50	

TOPS CODE					
CARKND	AARKND		OPERATING PANEL No.		
C	G	Ø	C	G	Ø H
					4 2



LADDERS AT OPPOSITE CORNERS

TARE - 10 ²⁰⁰ kg
CARRYING CAPACITY - 20 ⁵⁰⁰ kg
CAPACITY - 33.900 m ³
MAX. SPEED - 50 mile/h
WHEELS - 952 DIA.
JOURNALS - 124 DIA. ROLLER BEARINGS

BUFFERS - SPINDLE 330 DIA. HEADS
COUPLINGS - INSTANTER
MIN. CURVE - 21 m
GEN. ARRGT. DRG. No. - D 11/402
BRAKE - HAND LEVER
SUSPENSION - SHOE

This PDF courtesy of R. Oldfield, BMRG, 2020 (visit <http://www.barrowmoremrg.co.uk>)

Original © BRB Residuary Ltd

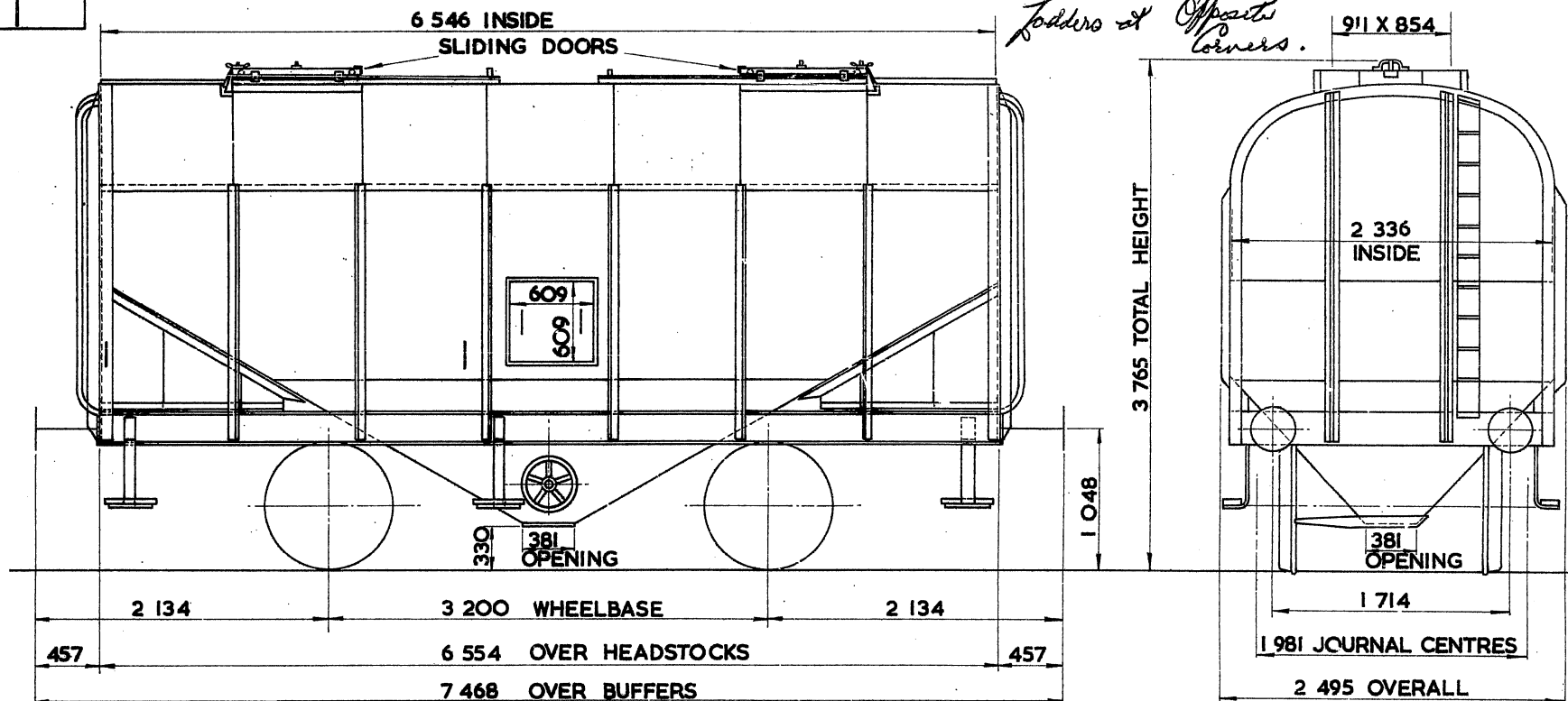
HOPPER GRAIN WAGON

CG 002 G

PART LOT NUMBERS	
2183	2447
2448	2656
2709	2925
2994	

EXCESS LENGTH	2	H	M	L	E
tonnes		30	23	15	10
VB					
AB					
RA		2	1	1	1
MAX SPEED		50	50	50	50

TOPS CODE					
CARKND	AARKND	OPERATING PANEL No.			
C	G	0	C	G	0
			H		
					4 2



TARE - 9 900 kg
CARRYING CAPACITY - 20 500 kg
CAPACITY - 33. 980 m ³
MAX. SPEED - 50 mile/h
WHEELS - 952 DIA.
JOURNALS - 124 DIA. ROLLER BEARINGS

BUFFERS - SPINDLE 406 DIA. HEADS
COUPLINGS - INSTANTER
MIN. CURVE - 21m
GEN. ARRGT. DRG. No. - SW/DE/1579 SW/DE/1648
BRAKE - HAND LEVER
SUSPENSION - SHOE

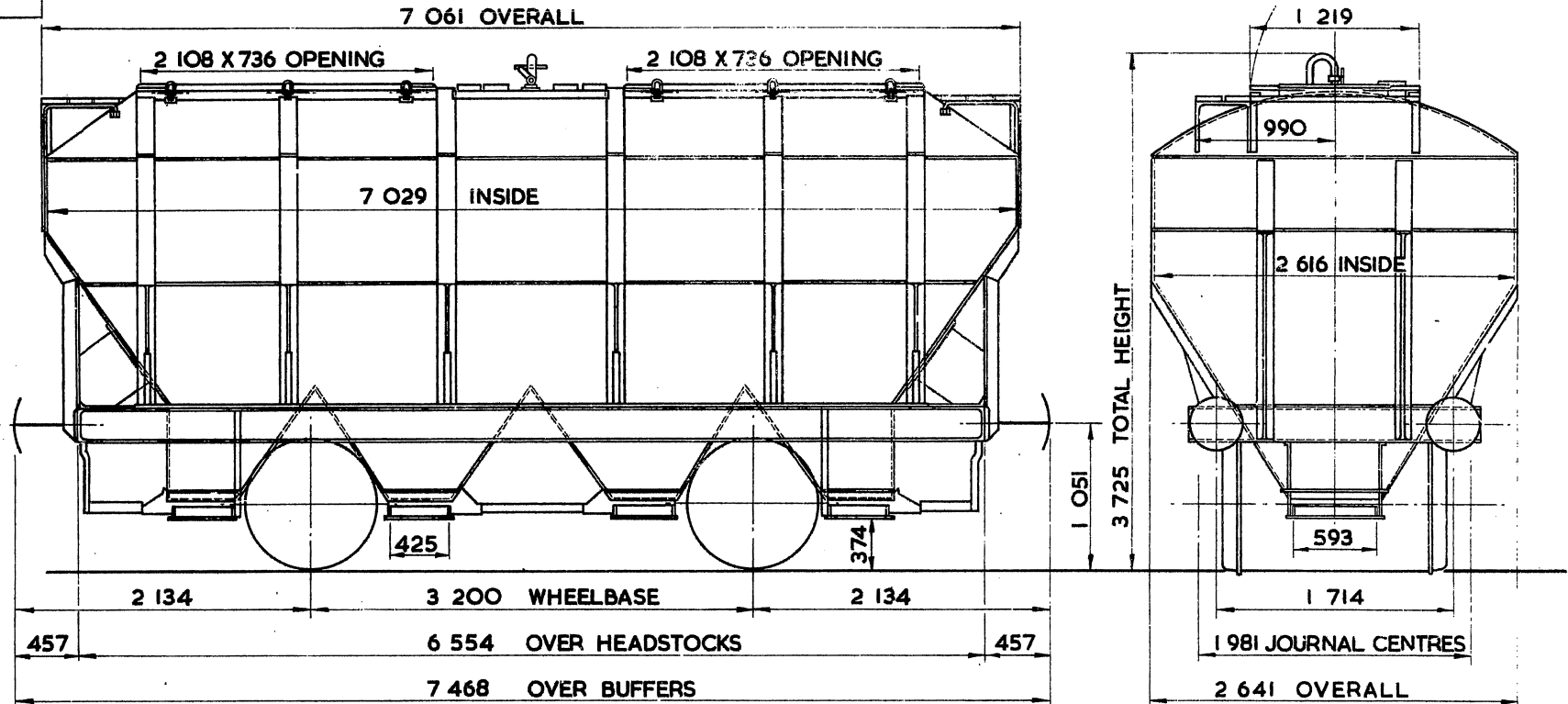
HOPPER WAGON

CHOOIC

LOT NUMBER
PART 2375
PART 2376

EXCESS LENGTH	2	H	M	L	E
tonnes	35	26	17	11	
VB					
AB					
RA	4	2	1	1	
MAX SPEED	5C	50	50	50	

TOPS CODE					
CARKND	AARKND	OPERATING PANEL No.			
C	H	Ø	C	H	Ø
C					
				2	5



TAPE --	10800 kg
CARRYING CAPACITY	24500 kg
CAPACITY	35.142m ³
MAX. SPEED --	50 mile / h
WHEELS --	952 DIA.
JOURNALS --	124 DIA. ROLLER BEARINGS

BUFFERS --	SPINDLE 406 DIA. HEADS
COUPLINGS --	INSTANTER
MIN. CURVE --	21m
GEN. ARRGT. DRG. No. --	DE 34411
BRAKE --	HAND LEVER
SUSPENSION --	SHOE

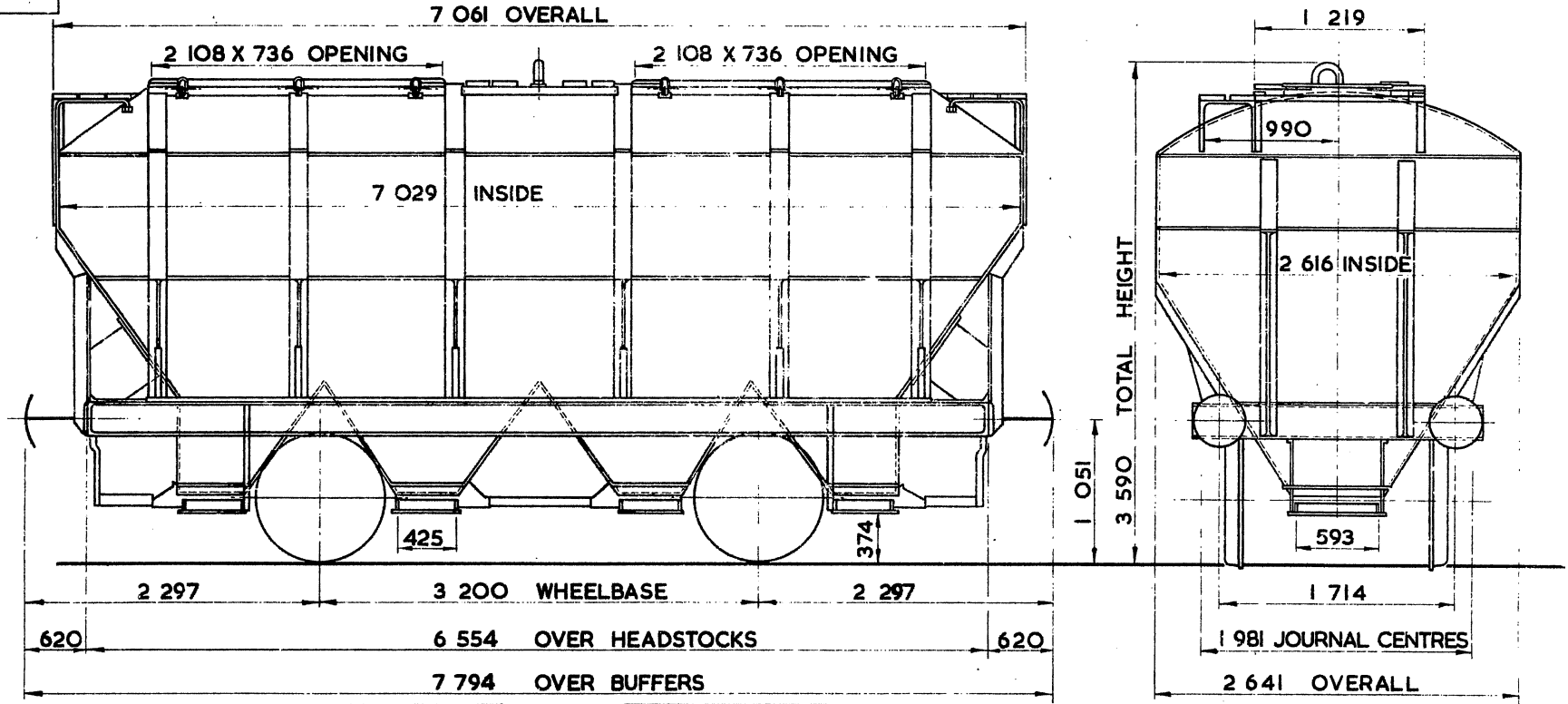
HOPPER WAGON

CHOOIE

LOT NUMBER
PART 3088

EXCESS LENGTH	2	H	M	L	E
tonnes	35	26	17	11	
VB	0	0	0	0	
AB					
RA	4	2	1	1	
MAX SPEED	50	50	50	50	

TOPS CODE					
CARKND	AARKND			OPERATING PANEL	
C	H	P	C	H	P
					2 4



TARE	10 800 kg
CARRYING CAPACITY	24 500 kg
CAPACITY	35.142 m ³
MAX. SPEED	50 mile / h
WHEELS	952 DIA.
JOURNALS	124 DIA. ROLLER BEARINGS

BUFFERS	SPINDLE 406 DIA. HEADS
COUPLINGS	INTERNATIONAL SCREW
MIN. CURVE	21m
GEN. ARRGT. DRG. No.	DE 34614
BRAKE	VACUUM PIPED & HAND LEVER
SUSPENSION	SHOE

This PDF courtesy of R. Oldfield, BMRG, 2020 (visit <http://www.barrowmoremg.co.uk>)

Original © BRB Residuary Ltd

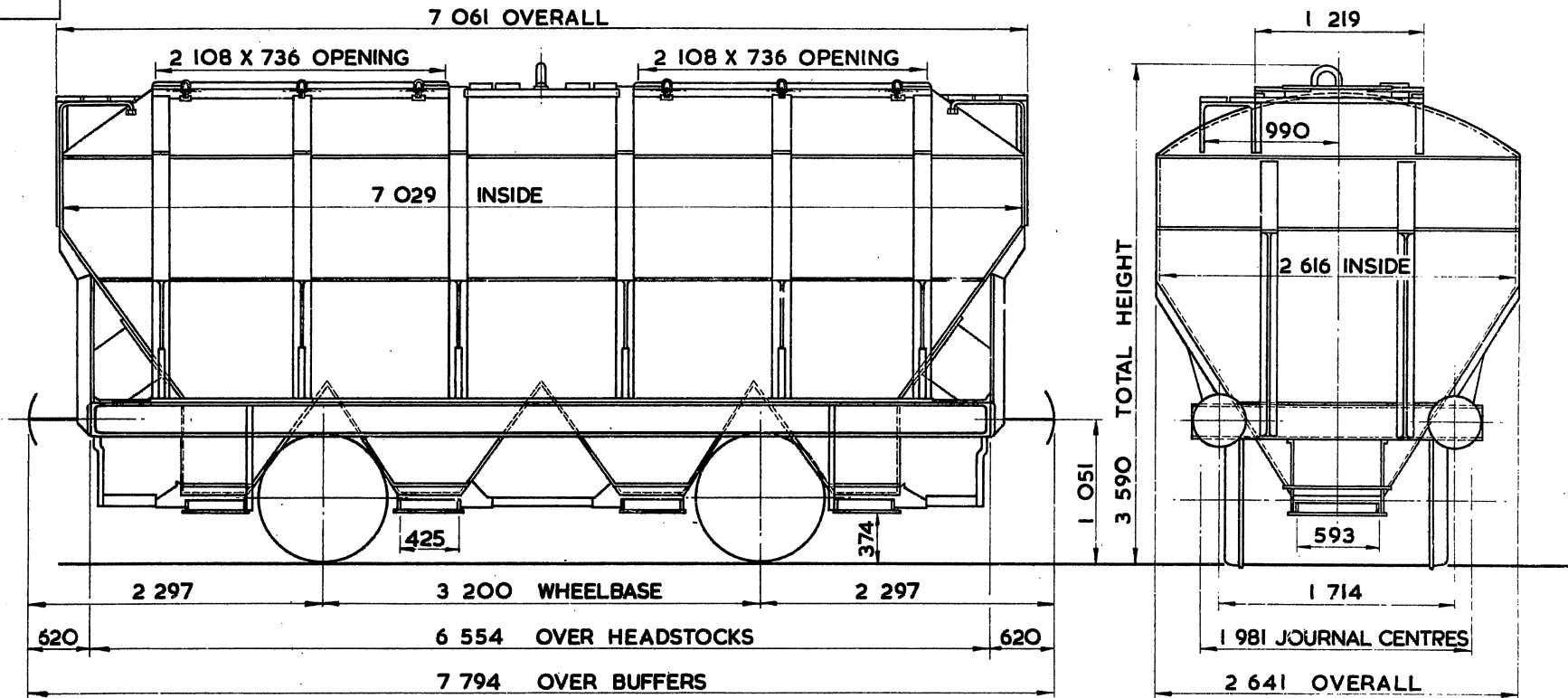
HOPPER WAGON

CHOOIF

LOT NUMBER
PART 3089

EXCESS LENGTH	2	H	M	L	E
tonnes	35	26	17	11	
VB	0	0	0	0	
AB					
RA	4	2	1	1	
MAX. SPEED	50	50	50	50	

TOPS CODE									
CARKND			AARKND			OPERATING PANEL No.			
C	H	P	C	H	P	C			2 4



TARE -	10 800 kg
CARRYING CAPACITY -	24 500 kg
CAPACITY -	35.142 m ³
MAX. SPEED -	50 mile / h
WHEELS -	952 DIA.
JOURNALS -	124 DIA. ROLLER BEARINGS

BUFFERS -	SELF CONTAINED 406 DIA. HEADS
COUPLINGS -	INTERNATIONAL SCREW
MIN. CURVE -	21m
GEN. ARRGT. DRG. No. -	DE 34614
BRAKE -	VACUUM PIPED & HAND LEVER
SUSPENSION -	SHOE

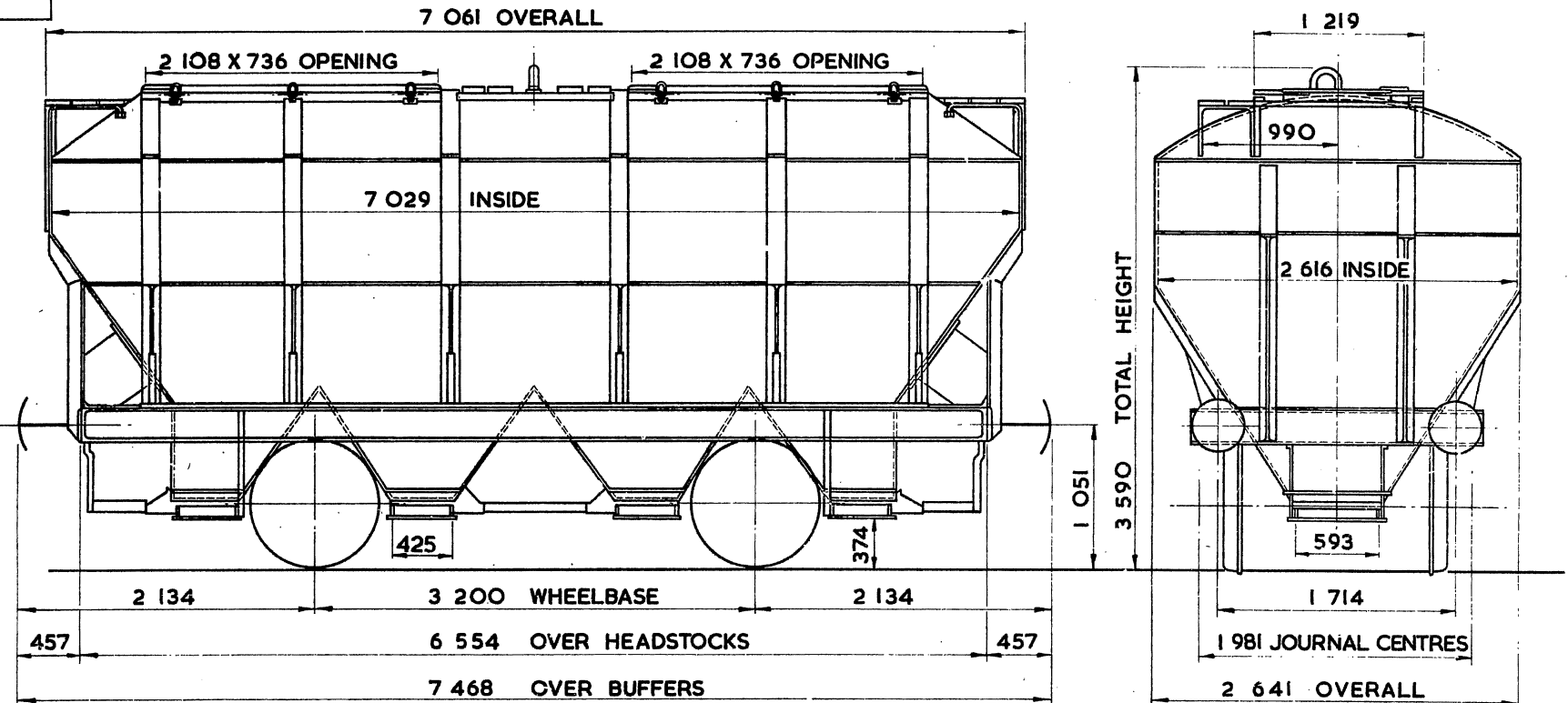
HOPPER WAGON

CHOOIG

LOT NUMBER
PART 3089
3204

EXCESS LENGTH	2	H	M	L	E
tonnes	35	26	17	11	
VB	0	0	0	0	
AB					
RA	4	2	1	1	
MAX. SPEED	50	50	50	50	

TOPS CODE					
CARKND	AARKND		OPERATING PANEL No.		
C	H	P	C	H	P
					2 4



TARE --	10 800 kg
CARRYING CAPACITY --	24 500 kg
CAPACITY --	35.142 m ³
MAX. SPEED --	50 mile / h
WHEELS --	952 DIA.
JOURNALS --	124 DIA. ROLLER BEARINGS

BUFFERS --	SELF CONTAINED 406 DIA. HEADS
COUPLINGS --	INSTANTER
MIN. CURVE --	21m
GEN. ARRGT. DRG. No. --	DE 34614
BRAKE --	VACUUM PIPED & HAND LEVER
SUSPENSION --	SHOE